

LIONEL CLASSIC TRAINS VOLUME 1 2001



The background of the page is a colorful illustration of a fair. On the left, there is a carousel with a white horse and other figures. In the center, a yellow and white striped awning is visible. On the right, a brown Southern Pacific train engine is shown on tracks, with the words "SOUTHERN PACIFIC" written on its side. The sky is blue with yellow and white bunting flags hanging from it.

TABLE OF CONTENTS

Train Sets	2-13
Steam Locomotives	14-35
Diesel Locomotives	36-53
Special Sets	54-59
Rolling Stock	60-83
Passenger Cars	84-87
American Flyer	88-91
Operating Accessories	92-101
Miscellaneous Accessories/Track/Power	102-118
Big, Rugged Trains	119
Little Lionel	120

The following Lionel marks are used throughout this catalog and are protected under law. All rights reserved.

TrainMaster®, Odyssey®, RailSounds™, CrewTalk™, TowerCom™, DynaChuff™, StationSounds™, Pullmor®, ElectroCoupler™, Magne-Traction®, CAB-1 Remote Controller®, American Flyer®, Lionel ZW®, ZW®, Little Lionel®, Lionel Big, Rugged Trains®, Lionel Route 66®

Any reproduction, transmission or dissemination of the material herein is strictly prohibited. Trademarks owned by Lionel LLC are indicated throughout this document. Items depicted in this catalog are subject to change in color, size, design and availability. Retail prices are suggested. See your Authorized Lionel Dealer for more information.



This catalog marks the beginning of our next one hundred years, a new and exciting era in the Lionel company's long history of excellence. Reflecting briefly on the past, we recognize the many achievements made by Joshua Lionel Cowen, our founder, and the impact his efforts had on the lives of so many. Few companies can boast of the loyalty of the Lionel enthusiast and the excitement that a new catalog evokes among them.

In this catalog we offer our best efforts to marry the romance of the past with the promise of the future. Our commitment remains the same today that was made so long ago by Joshua Lionel Cowen; to bring you the finest quality, most innovative electric model trains in the world.

sincerely,

Richard N. Maddox

Richard N. Maddox
President & Chief Operating Officer
Lionel LLC

SOUTHERN PACIFIC DIESEL FREIGHT SET & PENNSYLVANIA FLYER SET

Enter the magical world of model railroading with these exciting ready-to-run starter sets. Both are decorated in fun, prototypical paint schemes and are full of action-packed features including sound and operating headlights. You can't go wrong with either one!

The Southern Pacific Diesel Freight set is pulled by a beautifully decorated RS-3 locomotive that has a realistic diesel horn to blow when danger lies ahead. With fun rolling stock, track and powerful transformer, you will be ready to ride the SP rails in no time!

Transport yourself back to a time when steam ruled the rails with the beautiful Pennsylvania Flyer set. Built with durable die-cast, the Pennsy's steam locomotive is as tough as it gets! With an operating headlight and real-life smoke, this set has it all. It's the perfect way to start a railroad empire!

Southern Pacific Diesel Freight Set

Features:

- Detailed molded RS-3 diesel locomotive with precision can motor, transformer controlled forward, neutral and reverse, operating headlight, diesel horn, detailed molded trucks
- Rolling stock features sturdy metal wheels, axles and brake wheels, Detailed molded bodies, frames, trucks and operating couplers, Opening doors on boxcar
- 40 watt/3 amp transformer/controller
- 8 pieces of straight and 8 pieces of curved 0-27 track

(6-21970) \$139.95





Pennsylvania Flyer Set

Features:

- Die-cast steam locomotive with precision can motor, transformer controlled forward, neutral and reverse, operating headlight and puffing smoke unit, Detailed molded tender body with stamped metal frame and operating air whistle
 - Rolling stock features metal wheels, axles and brake wheels, Detailed molded bodies, trucks, frames and operating couplers, Opening doors on boxcar
 - 40 watt/3 amp transformer/controller
 - 8 pieces of straight and 8 pieces of curved 0-27 track
- (6-31913) \$169.95

NEW YORK CENTRAL FLYER FREIGHT SET & CHESSIE DIESEL FREIGHT SET

For hauling those big, heavy, important loads, the New York Central Flyer Freight set and Chessie Diesel Freight set are both ready for any challenge. Steam or diesel - it's your choice!

Leading a brightly painted assortment of fun rolling stock, the impressive NYC die-cast steam locomotive chugs its way down the tracks, billowing smoke from its realistic stack. Equipped with the authentic Lionel RailSounds sound system, the New York Central set boasts the preeminent sound system in the hobby. You will be amazed at the clarity and range of sounds you hear.

The bright paint scheme of the Chessie System is unmistakable the world over. Arguably the most colorful locomotive to ever grace the rails, the Chessie GP-38 is a stunning blend of beauty and power! Powered by not one, but two precision motors, this locomotive is up to the task. Complete with fun-filled rolling stock, including an operating searchlight, this set provides fun for the whole family.



Chessie Diesel Freight Set

Features:

- Detailed molded GP-38 diesel locomotive with dual precision can motors, transformer controlled forward, neutral and reverse, stamped metal frame, operating headlight, diesel horn and molded trucks, Rolling stock features sturdy metal wheels, axles and brake wheels, Detailed molded bodies, trucks, frames and operating couplers, Operating searchlight, Interior illumination in caboose, 40 watt/3 amp transformer/controller, 8 pieces of straight and 8 pieces of curved 0-27 track

(6-31915) \$199.95



New York Central Flyer Freight Set

Features:

- Die-cast steam locomotive with precision can motor, transformer controlled forward, neutral and reverse, operating headlight and puffing smoke unit, Detailed molded tender body with stamped metal frame and die-cast trucks, Conventional RailSounds with steam sounds, synchronized chuffing, crew announcements, brake squeal, steam whistle and bell, Rolling stock features painted, detailed molded bodies, sturdy metal wheels, brake wheels and axles, molded trucks and operating couplers, Opening doors on boxcar, 40 watt/3 amp transformer/controller, 8 pieces of straight and 8 pieces of curved 0-27 track

(6-31914) \$229.95

Santa Fe Freight Set

A train the real Santa Fe Railroad would be envious of, this set offers something for everyone from a new, highly detailed steam locomotive, to a stock car with cattle inside. Powered with Lionel's premium transformer, packing 80 watts of power, this is the set for which your children will beg. Operating cars, superior detailing, premium decoration, a figure-8 of track, and loads of power – all these things lead to hours of enjoyment for the whole family.

Features:

- All-new die-cast steam locomotive with precision can motor, transformer controlled forward, neutral and reverse, traction tires, operating headlight, puffing smoke unit, separately applied metal handrails and spoked drivers, Detailed molded tender with stamped metal frame, die-cast trucks and operating air whistle, Rolling stock features die-cast sprung trucks, Detailed molded bodies, Sturdy metal wheels, axles and brake wheels, Operating log dump that works at the push of a button, Molded cattle figures inside stock car, 80BW 80 watt transformer/controller, 7 pieces of straight, 1 piece operating straight, and 12 pieces of curved 0-27 track with 90° crossover to form figure-8

(6-31916) \$319.95





Santa Fe Passenger Set

You will be amazed at the detail in this all-new, best ever Lionel passenger set. With a new diesel locomotive and passenger cars with full interiors, you won't believe your eyes. The famous Santa Fe Warbonnet paint scheme has never looked so good on a Lionel starter set. Take a look at the detailed FT diesel locomotive leading the way and the impressive seats and washrooms located throughout the coach and observation cars. Offered with diesel SignalSounds, or, more impressively, the genuine Lionel RailSounds sound system, this set will go down as an all-time favorite.

Features:

- Detailed molded FT diesel locomotive with dual precision can motors, transformer controlled forward, neutral and reverse, Die-cast trucks and pilot, Stamped metal frame, Operating headlight, SignalSounds with bell and horn or digital RailSounds with bell, horn, diesel engine revving and crew announcements
- Passenger cars consist of two coach cars and an observation car featuring die-cast trucks and operating couplers, Detailed molded bodies and brake wheels, Interior illumination, Detailed interiors with seats and separate compartments, Decorated drumhead, Vinyl diaphragms between cars and opening doors
- New 80BW 80 watt transformer/controller
- 8 pieces of straight and 8 pieces of curved O-27 track

(6-21973) **RailSounds Version** \$349.95

(6-21974) **SignalSounds Version** \$299.95

Chesapeake & Ohio Steam Freight Set

From the rails of the world-famous Chesapeake and Ohio Railroad comes this stunning steam freight set. Packed with features galore, this set is perfect for first-time buyers, collectors and operators. Led by a highly detailed, die-cast steam locomotive and tender, with the option of the SignalSounds or conventional RailSounds sound systems, you are in for a taste of ultimate realism. Classic, painted rolling stock, die-cast sprung trucks, a powerful transformer, and an all-new die-cast tender make this one of the most desirable sets offered this year. Bring the historic power of the C&O to your home today!

Features:

- Die-cast steam locomotive with precision can motor, traction tires, operating headlight, puffing smoke unit, separately applied metal handrails and spoked drivers, Tender features all-new die-cast body, stamped metal frame, die-cast trucks and the option of the SignalSounds or RailSounds sound system, SignalSounds version includes realistic bell and whistle, RailSounds version features synchronized chuff, digital bell and whistle, brake squeal and crew announcements, Rolling stock features die-cast sprung trucks (caboose trucks are die-cast), stamped metal frame on boxcar, metal brake wheels, metal handrails on tank car, metal pipes on flatcar, detailed molded bodies, and interior illumination in caboose, 80BW 80 watt transformer/controller, 8 pieces of straight and 8 pieces of curved 0-27 track

(6-31918) **SignalSounds Version** \$349.95

(6-31904) **RailSounds Version** \$399.95





Texas & Pacific Eagle Passenger Set

Perhaps one of the most beautiful passenger sets ever offered in O-Gauge, the Texas & Pacific set doesn't just get by on looks alone. Powered by a durable, die-cast locomotive, and equipped with the RailSounds sound system, this set packs a powerful punch. Three Baby Madison passenger cars round out the fun, all with die-cast trucks and interior illumination. With the 80BW transformer providing the muscle, this set will chug around the tracks just as long as you will. Don't miss out on this spectacular offering.

Features:

- Die-cast steam locomotive with precision can motor, traction tires, operating headlight, puffing smoke unit, separately applied metal handrails and spoked drivers, Tender features all-new die-cast body, stamped metal frame, die-cast trucks and the RailSounds sound system featuring synchronized chuff, digital bell and whistle, brake squeal and crew announcements, Baby Madison cars feature die-cast trucks and operating couplers, detailed molded bodies, interior illumination and realistic passenger silhouettes, 80BW 80 watt transformer/controller, 8 pieces of straight and 8 pieces of curved O-27 track

(6-31919) \$399.95

New Haven Command Control Set

Bring the power of Lionel TrainMaster Command Control to your layout. Complete with everything necessary to run the Command Control system, this New Haven set is as functional as it is stunning. Led by one of the most exciting diesel locomotives in recent history, the RS-11, this set will easily expand with your layout.

Start small by using the full oval of track provided. As you gain confidence (and basement space!), add on, and watch your layout grow. Make it as big as you want, because you already have everything that you will ever need to run the most exciting control system in the hobby, TrainMaster Command. With beautiful Lionel rolling stock, you are off to a good start. When you want the best train set that money can buy, ask your dealer for the New Haven Command Control Set, and begin years of hobby excitement!



Set Includes:

- RS-11 diesel locomotive, 8,000 gallon tank car, Flatcar with trailer, Four-bay covered hopper, Center cupola caboose, TrainMaster Cab-1 Remote controller, TrainMaster Command base, 180 watt PowerHouse transformer, Command lock-on, 8 pieces of straight and 8 pieces of curved O-31 track

Features:

- RS-11 diesel locomotive with Odyssey System for speed control, TrainMaster Command Control, RailSounds sound system with CrewTalk chitchat and TowerCom announcements, Traction tires, Die-cast trucks, ElectroCouplers, pilots and fuel tank, Stamped metal frame and handrails, Detailed molded body, Diesel smoke unit, Operating headlight, Interior illumination, Directional lighting, Engineer figure, Rolling stock features die-cast sprung trucks (caboose has die-cast trucks) and operating couplers, Metal handrails (tank car) and brake wheels, Detailed molded bodies, Interior illumination (caboose)
- Scale: O-Gauge
- Minimum Radius: O-31
- Set Length: Approximately 40"
(6-31905) \$749.95





Pennsylvania K4 Freight Set

Perhaps the classiest steam locomotive to ever grace a ready-to-run set, the Pennsylvania K4 is nonetheless an accomplishment of superb design. Perfectly sized for smaller layouts, the K4 leads a mighty consist of classic rolling stock. You can relive the days when the PRR was king, and freight was pulled from point A to B by the sheer force of coal and steam. Whether new to the hobby, or an accomplished pro, the Pennsylvania K4 Freight Set is one set you do not want to pass up.

Set Includes:

- K4 steam locomotive and tender, double door boxcar, Four-bay coal hopper, Coil covered gondola, Porthole Caboose, 8 pieces of straight and 8 pieces of curved O-31 track, 80BW 80 watt transformer/controller

Features:

- Die-cast steam locomotive and tender, Upgradeable to TrainMaster Command Control system (you must purchase Railsounds upgrade kit 6-22963 when upgrading to Trainmaster Command Control), Conventional RailSounds sound system with squealing brakes and crew announcements, Operating smoke unit, Operating headlight, Traction tires, Rolling stock features die-cast sprung trucks (caboose has die-cast trucks), Stamped metal frame and door guides (boxcar), Metal brake wheels, Detailed molded bodies, Interior illumination (caboose only)
 - Scale: O-Gauge
 - Minimum Radius: O-31
 - Set Length: Approximately 48"
- (6-31902) \$649.95

Large Scale Christmas Set



Show off your holiday cheer with this colorful Large Scale Christmas set. Santa's at the helm for a trip to holiday fun. Pulling a gondola filled with Christmas trees and the best looking caboose on the rails, Lionel's festive steam locomotive delivers the goods.

Features:

- All cars of detailed molded plastic for indoor/outdoor use, Includes transformer/controller, 12 pieces of curved track and Santa figure, Track diameter: 51"

(8-81019) \$199.95



Celebrate a Lionel Christmas Set

All aboard for a ride to holiday fun! Powered by a colorful die-cast steam locomotive, this set has everything you need to make the holidays special. From a boxcar that plays your favorite Christmas carols, to a gondola filled with snow-covered trees, the Tinsel Town Express will make your decorations complete. It's the perfect way to say, "Merry Christmas" to your friends and family.

Features:


- Die-cast steam locomotive with precision can motor, operating headlight and puffing smoke unit. Detailed molded tender with stamped metal frame and air whistle. Rolling stock features detailed molded bodies, trucks, operating couplers, frames and brake wheels. Boxcar plays 12 Christmas carols which can be turned on and off (requires 9 volt battery not included), 40 watt/3 amp transformer/controller, 8 pieces of straight and 8 pieces of curved 0-27 track

(6-21944) \$199.95

Thomas the Tank Engine Large Scale Set

Enjoy time with Thomas the Tank Engine and his friends Annie & Clarabel with this fun Large Scale set. Your children will have hours of fun watching Thomas travel around the layout with his eyes looking back and forth. There are even a set of removable faces that reflect all of the intriguing moods of this famous engine. Bring enjoyment to your home today with this exclusive ready-to-run Thomas set.

THOMAS THE TANK ENGINE & FRIENDS




Features:


- All cars of detailed molded plastic for indoor/outdoor use, Includes transformer/controller, 12 pieces of curved track, Set of removable faces
- Track diameter: 51"
(8-81027) \$199.95

USRA 2-6-6-2

Commissioned in 1917 by order of President Woodrow Wilson, the United States Railroad Administration (USRA) was charged to organize the efforts of America's railroads as they provided needed supplies for the war. After World War I, the goals of the USRA were shifted to the following commerce-related endeavors: standardize design for speed of construction, standardize components, reduce part shortages and cut railroad costs. Embracing this concept, the Chesapeake & Ohio and Wheeling & Lake Erie Railroads ordered the USRA 2-6-6-2 Mallet. The first Mallet was delivered to the W&LE in 1919 for the grand price of \$71,966.94. Later, Nickel Plate leased Mallnets from the W&LE and renumbered them for use on the NPR rails.

Another in a line of highly detailed, articulated locomotives, the new USRA 2-6-6-2 captures the look, feel and power of the original. Decked out with the Odyssey System for speed control, real-life 2-6-6-2 sounds and Lionel quality, this is the steam locomotive to have for 2001. Don't miss out on this spectacular steamer!





Features:

- All-new die-cast boiler, frame and tender, Odyssey System for speed control, TrainMaster Command Control system, RailSounds sound system with CrewTalk chitchat, TowerCom announcements and DynaChuff synchronized chuffing sounds, High torque Pittman® motor with momentum flywheel, Wireless Tether, ElectroCoupler on rear of tender, All 12 drivers powered, Fan driven smoke unit, Traction tires, Hand applied metal details on boiler, Operating headlights, Illuminated marker lights, number boards and cab interior, Directional lighting, Flickering firebox glow, Cab window glass, Engineer and fireman figures
- Scale: O-Gauge
- Minimum Radius: O-54
- Length: 26 1/2"

(6-28075) **Chesapeake & Ohio** \$1399.95

(6-28076) **Nickel Plate Road** \$1399.95

(6-38012) **Wheeling & Lake Erie** \$1399.95

PENNSYLVANIA CLASS J1a AND CHESAPEAKE & OHIO CLASS T 2-10-4's

In 1942, the Pennsylvania Railroad, under increasing wartime pressure, desperately required new locomotive power to meet our nation's urgent needs. With government restrictions not allowing for the design of new locomotives, the Pennsylvania Railroad went searching for an existing locomotive to meet two critical requirements. First, this new locomotive had to be a mountain climber and second, it had to be fast running everywhere else. PRR borrowed a C&O 2-10-4, put it to the test, and by December, the PRR's Altoona Shops had begun production of 125 of these landmark locomotives.

The 2-10-4 that the PRR borrowed from C&O (also known as the Class T) owes its design to the pooled effort of the C&O, NKP, Erie and Pere Marquette railroads. These officials joined their efforts to form a group named the Advisory Mechanical Committee. This group's assignment was to design locomotives that best met the needs of these four railroads. The C&O's requirement was a locomotive capable of handling high tonnage for its newly completed line beginning at the Ohio River and running straight through to Toledo, eliminating the need for an engine change. Soon the C&O T1's were moving 160 car, 13,500 ton consists virtually single-handedly to Toledo!

Bring the majesty of this powerful locomotive to your empire. Built with an eye for realism, this locomotive continues the grand tradition of exciting, scale steam offerings by Lionel. Equipped with the Odyssey System for speed control, and the venerable TrainMaster Command Control system, the 2-10-4 combines power and grace. Offered in both the Pennsylvania and C&O versions, complete with different tenders, these models are sure to be a great hit on your layout.

Features:

- All-new die-cast boiler, frame and tender, Odyssey System for speed control, TrainMaster Command Control system, RailSounds sound system with CrewTalk chitchat, TowerCom announcements and DynaChuff synchronized chuffing sounds, High torque Pittman® motor with momentum flywheel, Wireless Tether, ElectroCoupler on rear of tender, All 10 drivers powered, Puffing smoke unit, Traction tires, Hand applied metal details on boiler, Operating headlights, Illuminated marker lights, number boards and cab interior, Directional lighting, Flickering firebox glow, Cab window glass, Engineer and fireman figures
- Scale: O-Gauge
- Minimum Radius: 0-72
- Length: 29"


Pennsylvania

(6-28078) \$1199.95

Chesapeake & Ohio

(6-28079) \$1199.95





4-6-2 PACIFIC STEAM LOCOMOTIVES





One of the most versatile and popular steam locomotives in the history of railroads is the mighty 4-6-2 Pacific. The New York Central Railroad alone had over 1,000 Pacific-type locomotives in its fleet. Used as both freight and passenger workhorses, these majestic steamers served their owners well.

You, too can enjoy the versatility of the Pacific loco on your pike with this all-new, scale offering. Fantastic detail, favorite features, and the best quality money can buy, make these Pacifics a must have for any layout, big or small.

Features:

- Odyssey System for speed control, TrainMaster Command Control system, Precision can motor with momentum flywheel, RailSounds sound system with CrewTalk chitchat and TowerCom announcements, Die-cast boiler, tender, trucks and pilots, ElectroCoupler on rear of tender, Wireless tether, Fan-driven smoke unit, Traction tires, Operating headlight, Directional lighting, Red firebox glow, Metal handrails, Cab window glass, Engineer and fireman figures
- Scale: O-Gauge
- Minimum Radius: 0-54
- Length: 26"

Baltimore & Ohio

(6-28066) \$999.95

Erie

(6-28067) \$999.95



New York Central 4-6-4 Hudson J3a

The famed history of Lionel and the New York Central Hudson have enjoyed a bond that began in 1937. When the Lionel Company set out to build an accurate scale locomotive, the choice was easy - New York Central's 4-6-4 Hudson. With that history in mind, we offer an all-new, scale J3a Hudson to continue that strong legacy.

With all of the details you have come to expect, the J3a delivers. Metal handrails, accurate builder's placards, prototypical pumps and valves, exquisite die-cast boiler and tender details, all of which you will find on this great new offering. Welcome this new classic into the Lionel family by asking your dealer to reserve one for you. You only get one shot at a premiere!



Features:

- Odyssey System for speed control, TrainMaster Command Control system, Precision can motor with momentum flywheel, RailSounds sound system with CrewTalk chitchat and TowerCom announcements, Die-cast boiler, tender, trucks and pilots, ElectroCoupler on rear of tender, Wireless tether, Fan-driven smoke unit, Traction tires, Operating headlight, Directional lighting, Flickering firebox glow, Metal handrails, Cab window glass, Engineer and fireman figures
- Scale: O-Gauge
- Minimum Radius: O-54
- Length: Approximately 24"

(6-28072) \$1049.95

Pennsylvania H9 Consolidation

In the mid 1920's, the Pennsylvania Railroad had 3,335 consolidations on their roster. The consolidations represented 44% of Pennsy's entire number of locomotives. Consolidations performed all types of freight service, switching and yard work, and even occasionally handled passenger train assignments.

Let the H9 handle all of the tough jobs on your layout with this exciting new die-cast model. Built with scale details and all of your favorite features, the H9 Consolidation is another great locomotive you won't be able to live without!

Features:

- Odyssey System for speed control, TrainMaster Command Control system, Precision can motor with momentum flywheel, RailSounds sound system with CrewTalk chitchat and TowerCom announcements, Die-cast boiler, tender, trucks and pilots, ElectroCoupler on rear of tender, Puffing smoke unit, Traction tires, Operating headlight, Directional lighting, Red firebox glow, Metal handrails, Engineer and fireman figures
- Scale: O-Gauge
- Minimum Radius: O-31
- Length: 18"

(6-28086) \$649.95



Southern Pacific 4-4-2 Atlantic Passenger Set & Northern Pacific 4-4-2 Atlantic

Enjoy the great looks and performance of the 4-4-2 Atlantic steam locomotive. Sold separately in the Northern Pacific livery, or as part of the stunning Southern Pacific Daylight set, this medium-sized locomotive is ready to deliver for you. Notice the different tenders pulled behind each boiler, and the crisp decoration of arguably the most beautiful of all paint schemes, the SP Daylight. Outfitted with the best features available, these Atlantics will be talked about for years.

Daylight Passenger Set Includes:

- Southern Pacific 4-4-2 Atlantic and Tender
- One Baggage Car
- Two Coach Cars
- One Observation Car

Atlantic Locomotives Feature:

- Odyssey System for speed control, TrainMaster Command Control system, Precision can motor with momentum flywheel, RailSounds sound system with CrewTalk chitchat and TowerCom announcements, Die-cast boiler, tender, trucks and pilots, ElectroCoupler on rear of tender, Puffing smoke unit, Traction tires, Operating headlight, Directional lighting, Red firebox glow, Metal handrails, Engineer and fireman figures


Madison Passenger Cars Feature:

- Die-cast trucks, car ends and operating couplers, Metal frames, Detailed molded bodies, Interior illumination, Full new interiors, Opening doors
- Scale: O-Gauge
- Minimum Radius: O-31
- Locomotive Length: 18"
- Set Length: Approximately 78"

(6-28071) Northern Pacific 4-4-2 Atlantic \$649.95

(6-21797) Southern Pacific Daylight Passenger Set \$999.95





AUXILIARY WATER TENDERS

Designed so that steam locomotives could travel longer distances without having to stop for additional water, auxiliary tenders played an important role in helping to reduce cost and save time. You can now add these tenders to your own collection. Built for the Union Pacific Challengers and Big Boy, as well as for the Norfolk & Western Class A, these die-cast beauties will look spectacular behind your Lionel scale models. Make your collection complete with these all-new tenders.

Features:

- All-new die-cast bodies, frames, trucks and operating couplers, Premium decoration, TrainMaster Command equipped with directional lighting and ElectroCoupler
- Scale: O-Gauge
- Minimum Radius: 0-31
- Length: 12"

Union Pacific Yellow

(6-28087) \$249.95

Union Pacific Black

(6-38007) \$249.95


Union Pacific Greyhound

(6-38008) \$249.95

Norfolk & Western

(6-28088) \$249.95





LIONMASTER 4-6-6-4 CHALLENGER

Imagine the world's largest and most famous steam locomotives running on your layout of O-31 radius track. A fantasy? Not anymore. Introducing the new Lionmaster line of O-31 locomotives. This concept will change the way you view O-Gauge trains.

Others have tried to bring exciting, large articulated locomotives to the wonderful world of O-31, but have sadly failed to capture the true essence of these massive machines. Why did they fail? None possess our time-tested skills and the Lionel sense of proportion that have steadily developed over our 100 year history. From the days of the master, Joshua Lionel Cowen, to the present, only Lionel has brought you such a wide range of products suitable for the O-31 environment. Why would you trust your layout to anyone else?

Kicking off this exciting new line is the famous 4-6-6-4 Challenger. Offered in the Union Pacific, Delaware & Hudson and Rio Grande road names, there is a Lionmaster Challenger for everyone. And what would a Lionel product be without exclusive, pioneering Lionel features such as TrainMaster Command Control, authentic RailSounds digital sound system, and the all-new Odyssey System for speed control? No one else can bring you this level of detail, with this number of exciting features, crafted with Lionel quality. It simply does not exist.

Don't let the guys with the huge layouts have all the fun. Make this exciting new Lionmaster Challenger your priority, and it will give you hours of heart thumping fun. It would be a shame to miss this first Lionmaster issue as it is destined to become one of the most prized possessions in O-Gauge.

Features:

- All-new die-cast boiler, frame and tender, Odyssey System for speed control, TrainMaster Command Control system, Dual precision cast motors with momentum flywheel, RailSounds sound system with CrewTalk chitchat and TowerCom announcements, Die-cast trucks and pilots, ElectroCoupler on rear of tender, Wireless tether, Fan-driven smoke unit, Traction tires, Operating headlight, Directional lighting, Red firebox glow, Metal handrails, Cab window glass, Engineer and fireman figures
- Scale: O-Gauge
- Minimum Radius: O-31
- Length: 27 3/4"

(6-28077) **Union Pacific** \$799.95

(6-38013) **Delaware & Hudson** \$799.95

(6-38014) **Denver & Rio Grande** \$799.95





Union Pacific Aluminum Passenger Car 4-Pack

Perfect for travel behind the new Union Pacific Lionmaster Challenger, these cars will add realism to your O-31 layout. Complete with new, full interiors, these are the cars that people will be talking about!

Features:

- All-new detailed interiors, Extruded aluminum bodies, Die-cast trucks, Stamped metal frames, Interior illumination with new overhead lighting system, Lighted drumhead
- Scale: O-Gauge
- Minimum Radius: O-31
- Set Length: 63 1/2"

(6-39146) \$399.95

HARRIMAN CONSOLIDATION 2-8-0

Through the first decade of the Twentieth Century, the 2-8-0 Consolidation was the standard wheel arrangement for most mainline freight steam locomotives. Soon after, the Consolidation was relegated to switching and branchline use, where they enjoyed a long career, with some lasting well into the final days of steam in the 1950's.

Our new scale model of the Harriman-type Consolidation is based on one of the first designs developed by the Associated Railroads in 1902. Many of Lionel's finest features are included, such as Die-cast construction, and optional Command Control and RailSounds. Offered in prototypical Union Pacific and Southern Pacific road names, these locomotives will look great hauling anything from crack mainline freights to local mixed trains on a remote location of your layout. And even though scale-sized, the Consolidation is well-suited for either Lionel's Standard O or traditionally-sized rolling stock.

Features common to both Command and Traditional versions:

- All new die-cast boiler, frame, tender body, tender frame and tender trucks, Metal drawbar, side rods, handrails and ladders, Illuminated headlight, tender back-up light and marker lights, Traction tires, Puffing smoke unit, Engineer and fireman figures

Additional features on Command versions:

- Command controlled, RailSounds with TowerCom, CrewTalk and DynaChuff, ElectroCoupler on rear of tender, Directional lighting

Additional features on Traditional versions:

- Command and RailSounds upgradeable, SignalSounds with bell and whistle, Magnetic coupler on rear of tender
- Minimum radius: 0-31
- Scale: O-Gauge
- Length: 20 1/2"





- | | | |
|-----------|---|----------|
| (6-28036) | Southern Pacific Command #2685 | \$599.95 |
| (6-28037) | Southern Pacific Traditional #2686 | \$499.95 |
| (6-28038) | Union Pacific Command #324 | \$599.95 |
| (6-28039) | Union Pacific Traditional #326 | \$499.95 |



STEAM LOCOMOTIVES

Built with quality and budgets in mind, these durable steam locomotives are great for beginners and experts alike. Packed with features such as die-cast construction, realistic sounds, billowing smoke and powerful motors, these steamers are perfect for any pike. Be sure to add each engine's accompanying caboose to complete the set!



4-6-4 Steam Locomotives Feature:

- Die-cast boiler, tender and tender trucks (Great Northern has plastic tender), Precision can motor, Operating headlight, Puffing smoke unit, Separately applied metal handrails, Spoked metal drivers, Traction tires, SignalSounds sound system with digital bell and whistle, Stamped metal tender base
- Scale: O-Gauge
- Minimum Radius: O-27
- Length: 19 1/2"

(6-28055) Great Northern with Plastic Tender \$179.95

(6-18696) Atlantic Coast Line \$199.95

(6-18697) Santa Fe \$199.95



Caboose Feature:

- Die-cast trucks (plastic trucks on Alaska) and operating couplers, Detailed molded bodies and frames, Interior illumination
- Scale: O-Gauge
- Minimum Radius: O-27
- Length: 7 1/8"

(6-26544) **Alaska with plastic trucks** \$29.95

(6-26526) **Santa Fe** \$34.95

(6-26542) **Atlantic Coast Line** \$34.95

(6-26543) **Great Northern** \$34.95



4-4-2 Steam Locomotives Feature:

- Die-cast boiler, Precision can motor, Operating Headlight, Operating smoke unit, Traction tires, Detailed molded tender with operating air whistle, die-cast trucks and stamped metal frame
 - Scale: O-Gauge
 - Minimum Radius: O-27
 - Length: 18 1/2"
- (6-18682) **Santa Fe** \$99.95
 (6-18699) **Alaska Railroad** \$99.95

JOSHUA LIONEL COWEN SERIES 4-6-6-4 CHALLENGER

Back by popular demand, the Joshua Lionel Cowen Series Challenger is sure to thrill and amaze you. Built with more detail than anything previously attempted in O-Gauge die-cast, this locomotive is the piece de resistance of any collection.

From its attention to small details like opening cab roof hatches, hinged cab deck, add-on piping with twist-style valves, accurate builder's plaques and patent-pending see-through running boards, to its more hefty details like its accurate, thirty-two inch die-cast boiler and tender and twelve powered drivers, this locomotive delivers. Equipped with all of your favorite exclusive Lionel features, this Challenger takes on all comers and doesn't blink an eye. If you are truly serious about your collection, this is the locomotive you cannot be without.





Features:

- Odyssey System for speed control, All-new die-cast boiler, frame and tender, TrainMaster Command Control system, High Torque Pittman® motor, Articulated RailSounds sound system with CrewTalk chitchat, TowerCom announcements and DynaChuff synchronized chuffing, Multi-Whistle blast, Wireless Tether, All 12 driving wheels powered, Blackened drivers, Traction tires, ElectroCoupler on rear of tender, Scale front coupler with interchangeable O-Gauge coupler, Operating headlight, Directional lighting, Illuminated green marker lights on boiler front, Illuminated red marker lights on rear of tender, Operating back-up light on tender, Lighted number boards on boiler top, Lighted number boards on headlight, Variable ashpan glow, Flickering firebox, Operating interior cab light, Four illuminated work lights under boiler with on/off switch, Cab window glass, Opening cab windows, Opening cab roof vent, Opening boiler front with authentic interior detail, Separately applied grab irons and painted valves, Authentic builder's plaques, Authentic piping and valves, Authentic smokestack interior detailing, Fan-driven smoke unit, Detailed cab interior, Engineer and fireman figures, Opening roof hatches on tender, Hinged cab deck with safety tread, Authentic see-through boiler walkway, Cab curtains, Realistic coal load, Authentic markings and placards

- Scale: O-Gauge
- Minimum Radius: O-72
- Length: 32"

(6-38009) **Denver & Rio Grande** \$1799.95

(6-38010) **Clinchfield** \$1799.95



Reading 4-6-0 Camelback

Take a ride on the Reading with this latest offering of our exciting Camelback steam locomotive. Uniquely designed with the cab positioned in the center of the boiler, the Camelbacks enjoyed success as passenger and coal hauling locomotives, primarily in the eastern third of the United States. Make a statement on your layout with this fascinating steamer!

Features:

- TrainMaster Command Control system, RailSounds sound system with CrewTalk chitchat and TowerCom announcements, Precision can motor with momentum flywheel, Die-cast boiler, boiler frame, tender and tender trucks, ElectroCoupler on rear of tender, Traction tires, Operating headlight, Directional lighting, Red firebox glow, Puffing smoke unit, Engineer and fireman figures
- Scale: O-Gauge
- Minimum Radius: O-31
- Length: 18"

(6-28018) \$599.95





Nickel Plate Road Berkshire

Bring classic steam power to your layout with the Nickel Plate Road 2-8-4 Berkshire locomotive. Important to the histories of both model railroads and the real thing, the "Berk" has held a special place in the hearts of railroad enthusiasts from its introduction to O-Gauge in 1946.

Over the past 50 years, offered primarily as the #726 or #736 with Lionel Lines markings, the Berkshire comes back to life in 2001 in prototypical Nickel Plate Road detailing. Fully equipped with the best features, this locomotive is sure to take a hallowed place in your collection.

Features:

- TrainMaster Command Control system, Pullmor motor, RailSounds sound system with CrewTalk chitchat and TowerCom announcements, Magne-Traction track gripping system, Die-cast boiler, tender and tender trucks, ElectroCoupler on rear of tender, Stamped metal tender frame, Operating headlight, Directional lighting, Realistic puffing smoke unit
- Scale: O-Gauge
- Minimum Radius: O-31
- Length: 21 3/4"

(6-28074) \$749.95

U30C

The U30C was General Electric's best selling U-boat. This milestone locomotive's strong showing put the first chink in the armor of General Motors dominance of the full-size diesel market, and was the forerunner of today's famous Dash 9 locomotive. These 3,000 horsepower heavy haulers will supply the necessary locomotive power and aesthetic splendor to your empire as they did for the Seaboard System, the Burlington Route and the Union Pacific. Featuring the best of today's technology, and perfectly suited for O-31 layouts, these workhorses are a great addition to any pike.

Features:

- Odyssey System for speed control, TrainMaster Command Control system, Dual precision can motors with momentum flywheel, RailSounds sound system with CrewTalk chitchat and TowerCom announcements, Die-cast trucks, pilots, fuel tank and ElectroCouplers, Stamped metal frame and handrails, Operating headlight, Illuminated number boards and marker lights, Interior illumination, Directional lighting, Diesel smoke unit, Engineer figure, Separately applied windshield wipers, Opening cab doors
- Scale: O-Gauge
- Minimum Radius: O-31
- Length: 18"





- (6-18274) Burlington \$399.95
- (6-18276) Seaboard \$399.95
- (6-18278) Union Pacific \$399.95

SD-40-2

Reliability made Electro-Motive Division's SD-40-2 the best-selling six-axle road switcher in history. During the 1970's over 4,000 SD-40-2 were purchased in North America. With 3,000 horsepower generated in its sleek body, the SD-40-2 looked and pulled great. Likewise, this all-new model lives up to its EMD namesake. Offered with the best features at a fantastic price, and with two colorful road names, this diesel locomotive is poised to garner top billing on your layout.

The Chessie has an interesting and sentimental numbering scheme for the fans of the B&O. The 7600 number series adorning the Chessie SD's is the same numbering system used on B&O's celebrated EM-1 articulated steam locomotives. As a matter of fact, you will find the same number - 7616 - on our SD-40-2 as on our EM-1, just like on the real railroads! Soo Line, as colorful as it was important to the mid-west and Canada, offers another fine choice in this model.





Features:

- Odyssey System for speed control, TrainMaster Command Control system, Dual precision can motors with momentum flywheel, RailSounds sound system with CrewTalk chitchat and TowerCom announcements, Die-cast trucks, pilots, fuel tank and ElectroCouplers, Stamped metal frame and handrails, Operating headlight and class lights, Illuminated number boards and marker lights, Interior illumination, Directional lighting, Diesel smoke unit, Engineer figure, Separately applied windshield wipers, Opening cab doors
- Scale: O-Gauge
- Minimum Radius: O-31
- Length: 17 1/4"

(6-28523) **Soo Line** \$429.95

(6-28524) **Chessie** \$429.95

FAIRBANKS-MORSE H16-44

Sometimes called "the baby Trainmaster," the Fairbanks-Morse H16-44 utilized the company's highly reliable eight-cylinder, opposed-piston diesel engine that was made famous on American submarines during World War II. The aesthetics of the H16-44 are also very special as the design was influenced by Raymond Loewy, famous for the Pennsylvania Railroad's uniquely styled T1 duplex, and everyone's favorite, the GG1.

You can now bring this stylish road switcher to your yard with this all-new model. Built from real-life drawings, and packed with every feature that you crave, you will have hours of fun moving things across your layout with these mid-size workhorses.

Features:

- Odyssey System for speed control, TrainMaster Command Control system, Dual precision can motors with momentum flywheel, RailSounds sound system with CrewTalk chitchat and TowerCom announcements, Die-cast trucks, pilots, fuel tank and ElectroCouplers, Stamped metal frame and handrails, Operating headlights, Illuminated number boards, Interior illumination, Directional lighting, Diesel smoke unit, Engineer figure, Separately applied windshield wipers and metal brake wheels, Opening cab doors
- Scale: O-Gauge
- Minimum Radius: O-31
- Length: 15"

Jersey Central
(6-28806) \$399.95

Santa Fe
(6-28811) \$399.95

Milwaukee Road
(6-28813) \$399.95





DABE B-BACKW DIESEL LOCOMOTIVES

These locomotives were built by the Milwaukee Road in the late 1940s and early 1950s. They were used for freight service and were known for their reliability and power. The locomotives were built by the Milwaukee Road in the late 1940s and early 1950s. They were used for freight service and were known for their reliability and power.

DASH 9-44CW DIESEL LOCOMOTIVES

Back with new features and exciting liveries, the Dash 9 is ready again to liven up your layout. Inspired by General Electric's popular and powerful diesel, this Dash 9 is true to the original. With warning placards and safety treaded walkways created from actual General Electric drawings, this diesel was carefully crafted to resemble the real thing. Add the TrainMaster Command Control system, and, for the first time, the Odyssey System for speed control, and now you have the most up-to-date model on the market.

Decorated in the colorful paint schemes of the Union Pacific and Canadian National Railroads, you can create a fascinating layout familiar to all of your friends. There are even two road numbers offered for the Union Pacific – the #9659, intended for sale to Chicago & Northwestern until the UP merger, and #9717 – that allow you to double head your consists just like the real railroads!

Features:

- Odyssey System for speed control, TrainMaster Command Control system, Dual precision can motors with momentum flywheel, RailSounds sound system with CrewTalk chitchat and TowerCom announcements, Die-cast trucks, pilots, fuel tank and ElectroCouplers, Stamped metal frame and handrails, Traction tires, Operating headlights, Illuminated number boards, Interior illumination, Directional lighting, Diesel smoke unit, Engineer figure, Separately applied windshield wipers, Opening cab doors
- Scale: O-Gauge
- Minimum Radius: 0-31
- Length: 17 1/2"

Union Pacific #9659

(6-18285) \$429.95

Union Pacific #9717

(6-18286) \$429.95

Canadian National

(6-18287) \$429.95





F3 POWER!

The F3 has proved a powerful symbol for collectors and operators of O-Gauge for many years. From the introduction of the F3 in 1948, Lionel fans and enthusiasts have long enjoyed this sleek beauty. Carrying on the tradition in 2001, these F3s will be a treasured part of any collection.

F3 A-B-A EMD Demo

See where it all started with this model of the Electro-Motor Division's F3 demonstrator. The 291 traversed the country piling up more than 125,000 miles in both passenger and freight duty. As a result of this extended test drive, thirty railroads place orders with GM for a total of 746 units before production even began. Now you can follow in the footsteps of the real railroads and give this beautiful set a test drive yourself.



Features:

- One powered and one non-powered A unit, and non-powered B unit, Dual Pullmor motors, TrainMaster Command Control system, RailSounds sound system with CrewTalk chitchat and TowerCom announcements, ElectroCouplers on nose of both A units, Magne-Traction track gripping system, Die-cast frames on both A and B units, Die-cast truck sides, fuel tanks and pilots, Metal ladders, Detailed molded bodies, Operating headlights, Interior illumination, Directional lighting, Engineer figure
 - Scale: O-Gauge
 - Minimum Radius: O-31
 - Set Length: 39 1/2"
- (6-14512) \$799.95



F3 B-Units

Add these fun B-units to your favorite F3 sets. Offered with new die-cast frames, and models with the RailSound System (Canadian Pacific and Texas Special) or, for the first time, powered (Santa Fe), these B-units are perfect for your favorite A-units.

Features Common to Both Types:

- TrainMaster Command Control system, Die-cast frame, trucks, ElectroCouplers and fuel tank, Metal ladders, Detailed molded body

Additional Features on Powered Unit:

- Dual Pullmor motors, Magne-Traction track gripping system

Additional Features on RailSounds Units:

- RailSounds sound system with CrewTalk chitchat and TowerCom announcements
- Scale: O-Gauge
- Minimum Radius: O-31
- Length: 13"

(6-14517) **Santa Fe Powered B-Unit** \$399.95

(6-14518) **Canadian Pacific RailSounds B-Unit** \$299.95

(6-14520) **Texas Special RailSounds B-Unit** \$299.95



SD-90 MAC DIESEL LOCOMOTIVES

Lionel's newest, largest diesel locomotive, the SD-90 MAC is destined to go down as one of the most exciting, highly detailed diesels ever built. From the big things, like its scale-dimensioned body, realistic die-cast fuel tank and die-cast trucks, to the small, such as the separately-applied windshield wipers and handrails, opening cab doors and diamond safety tread on its walkways, this locomotive will impress even the harshest critic. Additional features such as Command Control, authentic SD-90 RailSounds, fan driven smoke and directional lighting make this new locomotive a must for any serious operator or collector. Bring the power of EMD's 80-foot, 6,000 horsepower SD-90 locomotives to your layout today!

Features:

- Odyssey Systems for speed control, TrainMaster Command Control system, RailSounds sound system with CrewTalk chitchat and TowerCom announcements, Dual vertical can motors with momentum flywheels, Die-cast trucks, operating couplers, fuel tank and pilots, Stamped metal chassis and handrails, Detailed molded body, Traction tires, Fan-driven smoke unit, Finished cab interior, Engineer figure, Separately-applied grab irons, handrails and snowplow
- Minimum Radius: 0-31
- Length: 20 1/4"

Union Pacific Command #8006
(6-18269) \$399.95

Canadian Pacific Command #9129
(6-18271) \$399.95



RS-11

Originally built for the New York Central Railroad on a verbal commitment in 1960, these RS-11's had to be shipped back to Alco when NYC management could not get the authority to pay for their purchase. In January of 1961, Alco found a buyer in the Delaware & Hudson Railroad.

Lionel is pleased to offer both versions in this newly tooled, dual motored locomotive.

Features:

- Odyssey System for speed control, TrainMaster Command Control system, RailSounds sound system with CrewTalk chitchat and TowerCom announcements, Dual vertical can motors with flywheels, Die-cast trucks, truck sides, fuel tank and pilots, Detailed molded body, Stamped metal chassis, Traction tires, Illuminated interior and number boards, Fan-driven smoke unit, Metal ladders, Opening cab doors, Engineer figure, ElectroCouplers, Directional lighting
- Minimum Radius: 0-31
- Length: 14"

(6-18598) **NYC 8010 Command** \$349.95

(6-18596) **D&H 5001 Command** \$349.95



ALCO C-420 DIESEL LOCOMOTIVES

Lionel's new generation of diesel locomotives offer the highest level of detail imaginable. The all-new Alco C-420 is no exception. At first glance, you will be amazed at the keen attention to even the smallest detail. From separately applied grab irons, lift rings and windshield wipers, to opening cab doors, engineer figure, painted steps and warning placards, you are bound to find something new every time you look at it.

Of course, beneath all of the exterior enhancements is a great running locomotive crafted with die-cast components, complete with a fan-driven smoke unit and powered by two motors. With the option of five prototypical paint schemes in Command or Traditional versions, there is a C-420 for everyone. You will discover that it is next to impossible to find this level of quality and value at such an affordable price anywhere else!

Features common for both Command and Traditional versions:

- Dual precision can motors with flywheels, Durable die-cast trucks, couplers, fuel tank and pilots, Sturdy metal frame and handrails, Detailed molded body, Traction tires, Operating headlights, Fan driven smoke unit, Opening cab doors, Engineer figure

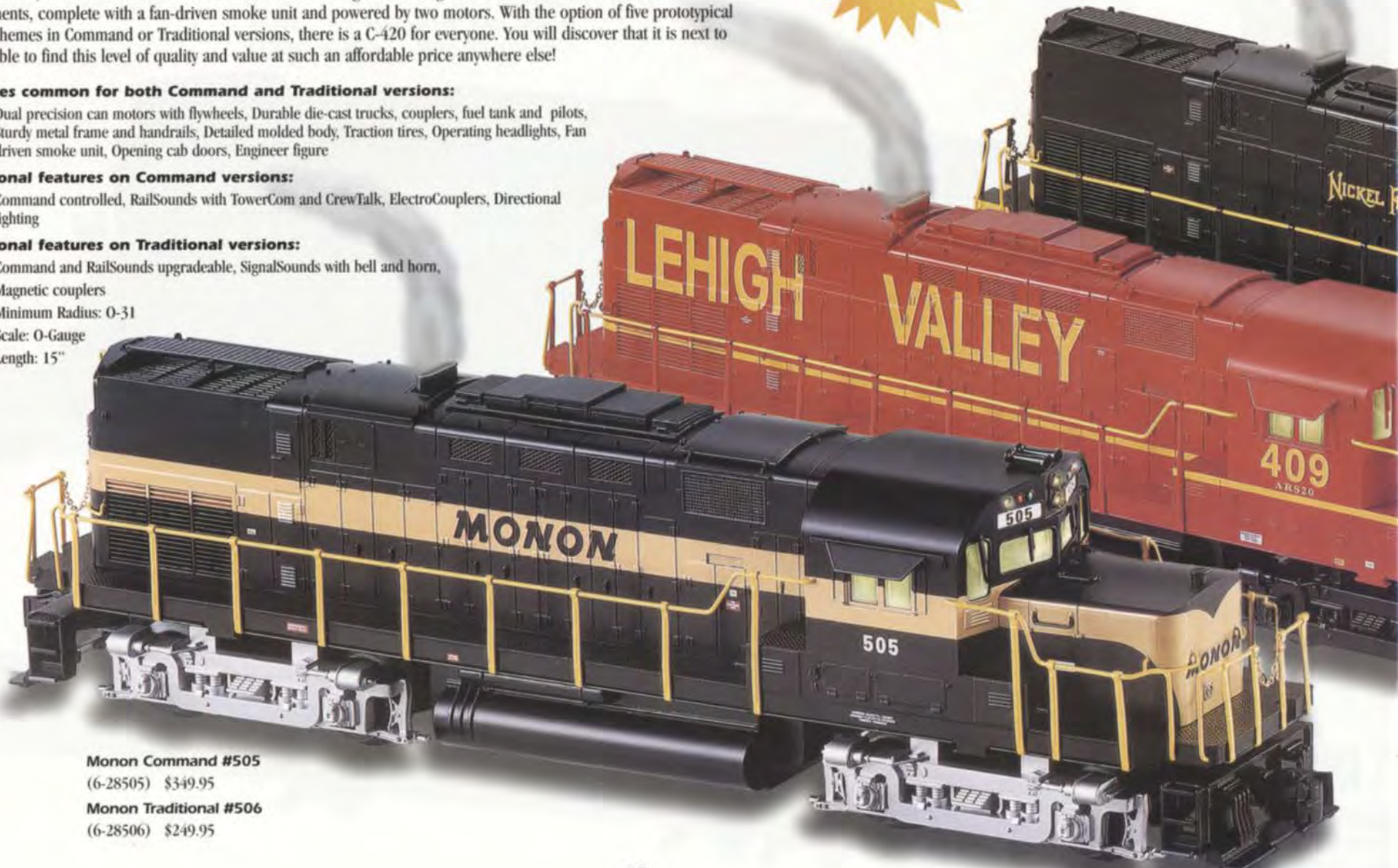
Additional features on Command versions:

- Command controlled, RailSounds with TowerCom and CrewTalk, ElectroCouplers, Directional lighting

Additional features on Traditional versions:

- Command and RailSounds upgradeable, SignalSounds with bell and horn, Magnetic couplers
- Minimum Radius: 0-31
- Scale: O-Gauge
- Length: 15"

Realistic
Diesel
Smoke!



Monon Command #505

(6-28505) \$349.95

Monon Traditional #506

(6-28506) \$249.95



Delaware & Hudson Command #412

(6-18588) \$349.95

Delaware & Hudson Traditional #411

(6-18591) \$249.95

New Haven Command #2556

(6-28507) \$349.95

New Haven Traditional #2557

(6-28508) \$249.95

Nickel Plate Road Command #577

(6-18587) \$349.95

Nickel Plate Road Traditional #578

(6-18590) \$249.95

Lehigh Valley Command #409

(6-18589) \$349.95

Lehigh Valley Traditional #410

(6-18592) \$249.95

LIONEL LOCOMOTIVES

You will find a Lionel locomotive for every taste and budget. Whether diesel or electric, simple or sophisticated, prototypical or fanciful, you are sure to find just what you are looking for.

Virginian Rectifier

Add variety to your layout with this impressive electric workhorse. Decorated in the colors of the Virginian Railway, you will have hours of fun hauling coal throughout your empire. It's a great locomotive at a great price!

Features:

- Precision can motor, Stamped metal frame, handrails and pantograph, Detailed molded body, trucks, pilots and fuel tank, Operator activated electronic horn, Operating headlight, Interior illumination
- Scale: O-Gauge
- Minimum Radius: O-27
- Length: 14"

(6-28823) \$179.95

Southern RS-3

A great locomotive at a great price, the Southern RS-3 is the perfect gift for someone just starting out, or looking to expand an ever-growing pike. With detail and performance unimaginable at such a low price, this locomotive would please even Mr. Scrooge!

Features:

- Precision can motor, Transformer controlled forward, neutral and reverse, Detailed molded body, frame, trucks, pilots and fuel tank, Operator activated diesel horn, Operating headlight, Interior illumination
- Scale: O-Gauge
- Minimum Radius: O-27
- Length: 14 1/2"

(6-28822) \$69.95





AEC GP-9

The perfect locomotive with which to pull all of your AEC glow-in-the-dark rolling stock, this GP has a few surprises of its own. Molded in glow-in-the-dark material, just like the rolling stock, this engine looks good even when the lights are out. What's more, deep inside the locomotive is a flashing red strobe which lights up the whole interior! You won't believe your eyes! It's the GP you have waited your whole life for. Don't let it pass you by.

Features:

- Command controlled, Unique RailSounds with CrewTalk and TowerCom, Pullmor motor, Die-cast trucks, ElectroCouplers and pilots, Stamped metal frame and handrails, Detailed molded body, Operating headlight, Interior flashing red strobe, Interior illumination, Directional lighting, Molded in glow-in-the-dark material
- Scale: O-Gauge
- Minimum Radius: 0-27
- Length: 14"

(6-28527) \$379.95

Grand Trunk GP-7

Hardly a day goes by without seeing at least one Grand Trunk locomotive hauling its freight past the Lionel factory. This Midwestern mainstay, offered in a classic Lionel GP-7, will add a touch of the heartland to any layout.

Features:

- Precision can motor, Stamped metal frame and handrails, Detailed molded body, trucks, pilots and fuel tank, Operator activated diesel horn, Operating headlight, Interior illumination, Illuminated number boards
- Scale: O-Gauge
- Minimum Radius: 0-27
- Length: 14"

(6-28821) \$129.95

Kansas City Southern Aluminum Passenger Set

What would a pair of F3's be without a matching set of passenger cars? To fit the bill, we're introducing this authentic KCS aluminum car consist. Produced using new smooth-sided extrusions, these cars include our usual top-of-the-line features, in addition to added bonuses like die-cast underbody detail. Along with our new F3's, this set is sure to be a stand-out on your layout.

Kansas City Southern Passenger Set includes:

- Baggage
- 2 Coaches
- Observation

Features:

- Extruded aluminum bodies, Die-cast trucks, operating couplers and underbody detail, Stamped metal frame, Interior illumination, assenger silhouettes
- Minimum radius: O-31
- Scale: O-Gauge
- Length: 16" Baggage and Coaches
15 1/2" Observation

(6-19194) \$399.95



Kansas City Southern Set

Sporting one of the most colorful paint schemes in the midwest, the Kansas City Southern's "Southern Belle" livery is as striking today as in days past when train travel was the preferred method of transportation in America.

Originally modeled by Lionel Corporation designers in the 1950's but never produced, our KCS F3's languished in obscurity until now. As our second Archive F3 offering, we've assigned them the next available catalog number, 2388, as if they had gone into production when originally conceived. Produced with all our best features as well as the finest sound system in the industry, add these Archive F3's to your collection today!

Kansas City Southern F3 A-A Features:

- One powered, one non-powered F3 A-units, Dual Pullmor motors, Command controlled, RailSounds with TowerCom and CrewTalk, ElectroCouplers on nose of both A-units, Magne-Traction®, Die-cast frames, trucks and pilots, Detailed molded bodies, Illuminated headlights and interiors, Directional lighting, Fixed couplers at rear, Metal ladders, Finished cab interior with engineer and brakeman figures
- Minimum radius: O-31
- Scale: O-Gauge
- Length: 26 1/2"

(6-14500) \$699.95

2332 Pennsylvania Black GG-1

First produced in 1947, the Lionel 2332 GG-1 instantly became a fan favorite. Sleek in design and built of sturdy die-cast, the GG-1 was a prized possession for all who owned it. For the sake of being as prototypical as possible, much time and effort was spent in the formulation of Pennsylvania's "Brunswick Green" paint. Brunswick, once referred to as a can of black paint with a drop of green mixed in, proved very difficult to replicate. That difficulty led to one of the great controversies of the Postwar Era.

During one of the initial runs of the GG-1, it is said that perhaps as many as a half-day's production were painted black instead of the intended Brunswick. Others say that by looking at those engines in broad daylight you could see a hint of green, thereby quashing the "conspiracy theorists'" claims. Whatever the case, the story of the black GG-1's has been a hot topic of debate for years. No matter which side of the argument you fall on, we are sure you will agree that the Archive Collection's Black GG-1 is a must addition to any collection.

Features:

- Dual Pullmor motors, 12-wheel drive, TrainMaster Command Control system, RailSounds sound system with CrewTalk chitchat and TowerCom announcements, Die-cast body, trucks and pilots, Magne-Traction track gripping system, Operating directional headlights, ElectroCouplers, Metal ladders, Operating pantographs
 - Scale: O-Gauge
 - Minimum Radius: 0-31
 - Length: 14 1/2"
- (6-18343) \$749.95



MU COMMUTER CARS

Help your commuters get to work with these exciting MU cars. Offered with the TrainMaster Command Control system, these cars are updated with the latest technology, even as they remind us of times gone by. Powered sets, offered in the Long Island and Illinois Central Railroads are perfect for creating your very own commuter line, while non-powered add-ons are great for extending the length and realism of your New Haven and Reading sets offered in Lionel Classic Trains Volume 2 2000.

Powered Sets Feature:

- TrainMaster Command Control system, Dual precision can motors, RailSounds sound system with authentic Commuter Car sounds, Die-cast trucks and ElectroCouplers, Stamped metal frames and pantographs, Detailed molded bodies and underframe detail, Directional lighting, Interior illumination, Passenger silhouettes, Metal chains on all door ends

Non-Powered Sets Feature:

- TrainMaster Command Control system, Die-cast trucks and ElectroCouplers, Stamped metal frames and pantographs, Detailed molded bodies and underframe detail, Directional lighting, Interior illumination, Passenger silhouettes, Metal chains on all door ends
- Scale: O-Gauge
- Minimum Radius: O-31
- Set Length: 33 1/4"

(6-18344) Long Island Powered Set	\$569.95
(6-18347) Illinois Central Powered Set	\$569.95
(6-18334) New Haven Non-Powered Set	\$299.95
(6-18337) Reading Non-Powered Set	\$299.95





Rio Grande Passenger Set

Set against the backdrop of the Rocky Mountains, the shimmering orange and silver locomotives of the Rio Grande passenger set cut an impressive image. Powering through mountain heights, hugging steep ledges, and traversing wide passes and deep gorges, this set gives you the ultimate mile-high experience. Don't delay, these sets are sure to go fast!


Set Includes:

- One powered and one non-powered F3 A-unit
- One large door baggage car
- Two coach cars
- One vista-dome observation car

Features:

- Locomotives feature TrainMaster Command Control system, Dual Pullmor motors, RailSounds sound system with CrewTalk chitchat and TowerCom announcements, Magne-Traction track gripping system, Die-cast frame, trucks, pilots and fuel tanks, ElectroCouplers on engine noses, Detailed molded bodies, Operating headlight, Interior illumination, Directional lighting, Passenger cars feature extruded aluminum bodies, Die-cast trucks, Stamped metal frames, Interior illumination, Lighted drumhead
- Scale: O-Gauge
- Minimum Radius: O-31
- Set Length: Approximately 91"

(6-21955) \$1099.95





Ford Mustang GP-7 Set

Say the words, "Detroit Muscle Car," and the first thing that probably comes to mind is the Ford Mustang. Offered for the first time as a 1964-1/2 model, the Mustang has been a part of American culture ever since. Whether cruising Woodward Avenue or the Autobahn, the Mustang is a true icon.

Capture the spirit and beauty of the original pony car with the Ford Mustang GP-7 set. Carrying four vintage, die-cast models, this set will look good cruising your layout or sitting majestically on your mantle. Officially licensed by the Ford Motor Company, this set is sure to put a smile on the faces of train and car enthusiasts alike.

Set Includes:

- GP-7 diesel locomotive
- Two Standard-O flatcars with die-cast Ford Mustangs
- Porthole caboose



Norfolk Southern Service Station Set

This year's Service Station set features the Norfolk Southern and all of its affiliated railroads. From Norfolk & Western to Conrail, all the great names are there. Pulling an impressive consist of trailers, the Norfolk Southern GP-9 powers across your layout. Help honor Service Stations around the country by asking for this incredible set.

Set Includes:

- GP-9 diesel locomotive
- Four flatcars with trailers
- Square window caboose

Features:

- GP-7 diesel locomotive powered by Pullmor motor, TrainMaster Command Control system upgradeable, SignalSounds sound system with digital bell and whistle upgradeable to full RailSounds system, Magne-Traction track gripping system, Die-cast trucks, pilots and fuel tank, Stamped metal frame and handrails, Detailed molded body, Operating headlight and strobe, Interior illumination, Flatcars feature die-cast sprung trucks, metal brake wheels, detailed molded bodies and two die-cast Mustang models, Caboose features die-cast trucks, stamped metal frame and brake wheel, detailed molded body and interior illumination
- Scale: O-Gauge
- Minimum Radius: 0-31
- Set Length: 33"

(6-21953) \$499.95



Features:

- GP-9 diesel locomotive powered by Pullmor motor, TrainMaster Command Control system, RailSounds sound system with CrewTalk chitchat and TowerCom announcements, Magne-Traction track gripping system, Die-cast trucks, pilots and fuel tank, Stamped metal frame and handrails, Detailed molded body, Operating headlight and strobe, Interior illumination, Flatcars feature die-cast sprung trucks, metal brake wheels, detailed molded bodies and removable molded trailers with metal frames, Caboose features die-cast trucks, stamped metal frame and brake wheel, detailed molded body and interior illumination
- Scale: O-Gauge
- Minimum Radius: 0-31
- Set Length: 66"

(6-21789) \$549.95

C&NW GP-7 Command Control Special

Take Lionel's famous GP-7 locomotive, pack it with all the best features including Command Control and RailSounds, decorate it in a special Chicago & North Western paint scheme, then throw in a FREE TrainMaster Cab-1 remote controller and a FREE TrainMaster Command Base – a \$130 value! – and you now have the best deal of the century! For a limited time, when you buy this special GP-7, you will receive everything you need to set up a Command layout. Just supply the power and you are set for life!

We are so certain that you will fall in love with the control, the flexibility, the freedom and the power of TrainMaster Command Control, that once you use it, you will want more Command engines on your layout. This GP-7 is a perfect locomotive with which to start your Command empire. Perfectly sized to look good on small and large layouts, its versatility and classic design allow it to work with whatever you have in your collection. Please do not miss this great opportunity. Tell your dealer you want the Command Control Special today!

Features:

- TrainMaster Command Control system, RailSounds sound system with CrewTalk chitchat and TowerCom announcements, Pullmor motor, Magne-Traction track-gripping system, Die-cast trucks and ElectroCouplers, Stamped metal frame, Detailed molded body, fuel tank and pilots, Operating headlight, Interior illumination, Directional lighting, FREE TrainMaster Cab-1 remote (6-12868), FREE TrainMaster Command Base (6-12911)
- Scale: O-Gauge
- Minimum Radius: O-31
- Length: 14"
(6-28517) \$349.95



2349 Northern Pacific GP-9

Perhaps the most colorful of all Postwar GP's, the 2349 takes its rightful place in the Lionel Postwar Celebration Series. First produced in 1959, the Northern Pacific's intricate paint schemes challenged Lionel designers of the day. Enjoy it now, in all its colorful glory, updated with today's technology.

Features:

- TrainMaster Command Control system, RailSounds sound system with CrewTalk chitchat and TowerCom announcements, Pullmor motor, Magne-Traction track-gripping system, Die-cast trucks, ElectroCouplers, pilots and fuel tank, Stamped metal frame and handrails, Detailed molded body, Operating headlight, Interior illumination, Directional lighting, Postwar Celebration builders plaque
- Scale: O-Gauge
- Minimum Radius: O-31
- Length: 14"
(6-28519) \$379.95





65 Handcar

Watch in delight as the hardest working guys in O-Gauge make their way down the tracks. Perfect for small layouts or as a gift, the 65 Handcar is a great addition to any collection.

Features:

- Precision can motor, Detailed molded body, frame and figures, Traction tire, Postwar Celebration Series builders plaque
 - Scale: O-Gauge
 - Minimum Radius: O-27
 - Length: 4"
- (6-18457) \$49.95



New York Central Tie-Jector

To add some crazy excitement to your layout, there is nothing better than the hilarious action of the New York Central Tie-Jector. Wooden ties hauled in the back of the Tie-Jector shoot out of the side when it reaches the first of two included track trips. Clear out of the way, you don't want to be hit! You and your friends will have hours of fun with this wood-shucking machine!

Features:

- Precision can motor, Detailed molded body and frame, Traction tire, 20 wooden ties, Two track trips
 - Scale: O-Gauge
 - Minimum Radius: O-27
 - Length: 7 1/8"
- (6-18455) \$89.95

STANDARD-O ROLLING STOCK

For a scale feel to your railroad, pick Lionel Standard-O rolling stock. Built big, tough and detailed, these pieces augment your pike unlike any other. Whether boxcars, hoppers, or gondolas, you won't want to be left without these prototypical cars.



Coal Hoppers Feature:

- Die-cast sprung trucks and operating couplers, Metal brake wheel, Detailed molded bodies and coal loads
- Scale: Standard-O
- Minimum Radius: 0-31
- Length: 12 3/8"

Conrail

(6-17158) \$54.95


Norfolk & Western

(6-17159) \$54.95

Gondola Features:

- Die-cast sprung trucks and operating couplers, Metal brake wheel, Detailed molded body and scrap load
- Scale: Standard-O
- Minimum Radius: 0-27
- Length: 11 1/8"

(6-17416) Delaware & Hudson \$49.95



Boxcars Feature:

- Die-cast sprung trucks and operating couplers, Metal brake wheels, Detailed molded bodies, frames, doors and door guides
- Scale: Standard-O
- Minimum Radius: O-31
- Length: 13 3/4"

The Rock
(6-17271) \$59.95

Railbox
(6-17272) \$59.95

STANDARD-O HOPPERS

Add character to your consists with these exciting Standard-O hoppers. Three-bay, two-bay and cylindrical, we've got them all! With a vast array of road names to choose from, you will be able to find one for every situation you encounter. And with great details like opening hatches, realistic catwalks and die-cast sprung trucks, your consists will look more and more prototypical. Ask your dealer about these exciting cars today.

All Cars Feature:

- Die-cast sprung trucks and operating couplers, Detailed molded bodies

Two & Three-Bay Hoppers Feature:

- Metal brake wheels

Cylindrical Hoppers Feature:

- Opening roof hatches and molded brake wheels



Two-Bay Hoppers

- Scale: Standard-O Minimum Radius: O-27
 - Length: 9"
- (6-17015) Corning \$44.95
 (6-17016) Chicago & Northwestern \$44.95

Three-Bay Hoppers

- Scale: Standard-O Minimum Radius: O-27
 - Length: 11 1/2"
- (6-17156) ACF Pressureaide 44.95
 (6-17157) Wonder Bread \$44.95



Cylindrical Hoppers

- Scale: Standard-O
- Minimum Radius: O-31
- Length: 13"
- (6-17154) Alberta \$44.95
- (6-17155) Shell \$44.95
- (6-17171) Lionel Lion \$44.95

Santa Fe Flatcar with Railroad Pickups

Continuing our series of railroad pickup flatcars, the Santa Fe rolls into town with bright, fun colors. If your layout needs maintenance, these trucks are up to the challenge. Made of tough die-cast, these trucks are built to last.

Features:

- Die-cast sprung trucks and operating couplers, Detailed molded body, Includes two die-cast Ford pickup trucks with prototypical Santa Fe markings
- Scale: O-Gauge
- Minimum Radius: 0-27
- Length: 11 1/8"

(6-17563) \$69.95



Route 66 Flatcars

Relive the salad days of America's favorite highway, Route 66. Representing not only a road, but also an entire way of life, Route 66 embodies fun times with a carefree spirit. Enjoy this new and last offering of Route 66 flatcars. Once these cars leave the station, they will be gone forever. Don't miss out!

Features:

- Die-cast sprung trucks and operating couplers, Detailed molded bodies, All-new resin cast Route 66 vehicles
- Scale: O-Gauge
- Minimum Radius: 0-27
- Length: 11 1/8"

(6-17559) **With 2 Wagons** \$59.95

(6-17560) **With 2 Sedans** \$59.95



West Side Lumber Shay Log Car 3-Pack #2

Add on to your favorite logging locomotive with these realistic lumber cars. Consecutively numbered to match the initial West Side Lumber 3-pack offered in 1999, you can make a handsome six-car lumber consist with this new offering. Even if you don't have the original set, these three cars are great for hauling lumber around your layout.

Features:

- Die-cast sprung trucks and operating couplers, Metal tie-down chains, Real wood load, Detailed molded bodies and stakes
 - Scale: O-Gauge
 - Minimum Radius: O-27
 - Length: 11 1/8" each
- (6-17564) \$149.95



6464 SERIES X THREE PACK

Forty years after the Western Pacific 6464 boxcar was first produced, a series of reproductions of the entire Postwar 6464 line was begun. From 1993 to the present, all the classics, from the State of Maine, to the Baltimore & Ohio Sentinel, to the Timken Roller Freight, have been offered in the order in which they were first introduced. Now, in 2001, the final installment of 6464 offerings take the stage.

New Haven, Alaska and New York Central join with their predecessors to close one of the most beloved series in Lionel history. Don't miss this opportunity to put the finishing touches on an American classic as you may never see these cars again. Hurry, before the curtain drops for good.

Features:

- Die-cast sprung trucks and operating couplers, Stamped metal frame, Metal brake wheels and door guides, Detailed molded bodies
 - Scale: O-Gauge
 - Minimum Radius: O-27
 - Length: 10 1/4"
- (6-39203) \$114.95



HI-CUBE BOXCARS

Add a unique dimension to your layout with these decorative Hi-cube boxcars. Taller than standard boxcars, they stand out in long consists and bring excitement to your pike. Decorated in the impressive colors of Northern Pacific and Burlington, these cars are a must!

Features:

- Die-cast sprung trucks and operating couplers, Metal brake wheels, Detailed molded bodies and frames
- Scale: O-Gauge
- Minimum Radius: 0-27
- Length: 11 1/8"

(6-36210) **Burlington** \$49.95

(6-36211) **Northern Pacific** \$49.95



I Love Boxcars

Travel to America's heartland with this new set of "I Love" Boxcars. From the Dells of Wisconsin to the farmlands of Iowa, and from the pastures of Kentucky to Missouri, the Gateway to the West, these cars honor the diversity of this great country.

Features:


- Die-cast sprung trucks and operating couplers, Metal brake wheels, Detailed molded bodies, frames and door guides
- Scale: O-Gauge
- Minimum Radius: 0-27
- Length: 10 1/4"

(6-29900) I Love Wisconsin \$44.95

(6-29901) I Love Kentucky \$44.95

(6-29902) I Love Iowa \$44.95

(6-29903) I Love Missouri \$44.95





Swift Reefers

Make your layout "cool" with these incredible Swift reefers. Sharply decorated and adorned with old-time detailing, these wood-sided reefers will be the talk of your collection!

Features:

- Die-cast sprung trucks and operating couplers, Metal brake wheels, Detailed molded bodies
- Scale: O-Gauge
- Minimum Radius: O-27
- Length: 10 3/4"

(6-19555) **Red Version** \$44.95

(6-19556) **Silver Version** \$44.95

TANTALIZING TANK CARS

Haul liquid freight to the farthest reaches of your railroad empire with these fabulous tank cars. From the rivet rich accuracy of the 8,000-gallon tank cars, to the fanciful shimmering beauty of the plated single domes, you have more choices than ever before. Featuring top-notch names like Lifesavers, Shell Oil and Diamond Chemicals, these cars are the ones to have!



8,000-Gallon Tank Cars

Feature:

- Die-cast sprung trucks and operating couplers, Detailed molded bodies, frames, brake wheels, handrails and warning placards
- Scale: O-Gauge
- Minimum Radius: O-27
- Length: 9"

(6-19625) Ethyl \$39.95

(6-19626) Diamond Chemicals \$39.95



Single Dome Tank Cars Feature:

- Die-cast sprung trucks and operating couplers, Metal brake wheels, handrails and platforms, Detailed molded bodies and frames, Special vacuum metalized plating process
 - Scale: O-Gauge
 - Minimum Radius: O-27
 - Length: 10"
- (6-19627) Shell Oil Company \$49.95
(6-19628) Lion Oil \$49.95
(6-19629) Lifesavers \$49.95

VERSATILE ROLLING STOCK

From whimsical to prototypical and everything in between, we have a car for you.

Southern Pacific Flatcar with Trailer

Ship your freight the SP way with this fantastic flatcar. Remove the trailer and attach it to any Lionel die-cast tractor for fun anywhere on your layout.

Features:

- Die-cast sprung trucks and operating couplers, Metal brake wheel, Detailed molded body, Removable trailer with die-cast frame
 - Scale: O-Gauge
 - Minimum Radius: O-27
 - Length: 10 3/4"
- (6-36086) \$44.95

Flatcar with Lionel Train Whistle

This fun car is perfect as a gift for kids of all ages. Remove the whistle from the car and a true-to-life steam whistle sound bellows as you blow on the end. You will have hours of fun with this creative gem.

Features:

- Die-cast sprung trucks and operating couplers, Metal brake wheel, Detailed molded body, Removable wooden train whistle with authentic train sound
 - Scale: O-Gauge
 - Minimum Radius: O-27
 - Length: 10 3/4"
- (6-36087) \$39.95

Trailer Train Flatcar with Pepsi® Truck

Add some old-time charm to your layout with this stunning flatcar/delivery truck combo. Especially desirable on hot summer days, this is the car you just gotta have!

Features:

- Die-cast sprung trucks and operating couplers, Metal brake wheel, Detailed molded body, Die-cast delivery truck
 - Scale: O-Gauge
 - Minimum Radius: O-27
 - Length: 10 3/4"
- (6-36090) \$59.95



Zamboni Flatcar

You will be the king of the ice with this spectacular car. As Zamboni driver for the powerful Lionel Lions, you have a tremendous responsibility to make the ice safe for play. Do your job well, and the Lions might just end up hoisting the Cup this spring!



Bethlehem Steel Hopper

Replicate a true American icon of industrial power on your very own layout with this accurate four-bay hopper. You can build your own steel empire in no time at all.

Features:

- Die-cast sprung trucks and operating couplers, Stamped metal frame and brake wheel, Detailed molded body and coal load
 - Scale: O-Gauge
 - Minimum Radius: 0-27
 - Length: 11"
- (6-16454) \$44.95

Lionel Billboard Flatcar

Unique as Lionel itself, this flatcar exudes nostalgia. With billboard artwork seemingly torn from the 1950's you and your friends will enjoy your visit to Lionelville.

Features:

- Die-cast sprung trucks and operating couplers, Sturdy metal brake wheel, Detailed molded body, Two Lionel billboards with unique Lionelville decoration secured to car with metal chains
- Scale: O-Gauge
- Minimum Radius: 0-27
- Length: 10 3/4"

(6-36064) \$44.95



Additional billboard shown at left

Features:

- Die-cast sprung trucks and operating couplers, Metal brake wheel, Detailed molded body, Die-cast Zamboni with original Lionel Lions Hockey decoration
- Scale: O-Gauge
- Minimum Radius: 0-27
- Length: 10 3/4"

(6-26013) \$59.95

Penn Central F9 Well Car

The only way to haul big industrial machinery cross-country is with this dependable well car. Safely positioned inside, the mammoth condenser will find its way without a nick or scratch to its final destination.

Features:

- Six-wheel die-cast trucks and operating couplers, Metal brake wheel and handrails, Detailed molded body and condenser
- Scale: O-Gauge
- Minimum Radius: 0-31
- Length: 14 1/2"

(6-36094) \$54.95

STARTER SET ROLLING STOCK

After you buy that first starter set, there's nothing more fun than watching it grow. It's easy to do with low cost rolling stock from Lionel. Offered in popular road names with lots of variety, these cars are the perfect way to build a railroad empire. And for those a little more experienced, these cars are easy to add to even the largest collection.

All cars feature:

- Metal wheels and axles, Detailed molded bodies, frames, brake wheels, trucks and operating couplers

Tank cars also feature:

- Metal ladders and handrails

Gondolas also feature:

- Two molded canisters



(6-26118) **New York Central Tank Car** \$24.95

Length: 10"

(6-36206) **REA Boxcar** \$24.95


Length: 10 1/4"

(6-16453) **Southern Pacific Hopper** \$24.95

Length: 9"

(6-36083) **Santa Fe Gondola** \$24.95

Length: 10"



Chessie System Coal Dump Car

Add some fun and play value to your layout with the Chessie System Coal Dump Car. Pull your train up alongside the receiving bin, push a button and watch the coal fly!

Features:

- Die-cast sprung trucks and operating couplers, Sturdy metal wheels, axles and brake wheel, Detailed molded body and receiving bin, Coal load
Requires remote control track sold separately, 6-65149 or 6-12746 (O-27) 6-65530 (O-gauge)
- Minimum Radius: O-27
- Scale: O-Gauge
- Length: 10 7/8" (6-26751) \$44.95



Alaska Log Dump Car

Ship timber anywhere on your layout with the Alaska Log Dump car. It's fun to push a button and watch the logs roll off. For hours of interactive fun, there is nothing better than the Alaska Log Dump car.

Features:

- Die-cast sprung trucks and operating couplers, Sturdy metal wheels, axles and brake wheel, Detailed molded body and receiving bin, Log load
Requires remote control track sold separately, 6-65149 or 6-12746 (O-27) 6-65530 (O-gauge)
- Minimum Radius: O-27
- Scale: O-Gauge
- Length: 10 7/8" (6-26749) \$46.95



ACTION CARS

Accessories and cars have gone hand-in-hand since the Lionel Corporation first started making trains. The cars on this page carry on that rich tradition. Working in conjunction with the 456R Operating Coal Ramp, the 264 operating Forklift Platform, the 463 Nuclear Reactor and the 342/345 Culvert Loader/Unloader, these cars bring interactivity to the fore. Even without the accessories, they are fun to play with!



AEC Nuclear Reactor Car Features:

- Die-cast sprung trucks and operating couplers, Metal brake wheel, Detailed molded glow-in-the-dark body, Includes bag of metal pellets and glow-in-the-dark material, Works in conjunction with 463 Nuclear Reactor
 - Scale: O-Gauge
 - Minimum Radius: O-27
 - Length: 10"
- (6-26758) \$44.95

Texas & Pacific 3456 Operating Hopper Features:

- Die-cast sprung trucks and operating couplers, Metal brake wheel and magnetic plunger, Detailed molded body and opening bay doors, Bag of Lionel coal, Works in conjunction with 456R Operating Coal Ramp
 - Scale: O-Gauge
 - Minimum Radius: O-27
 - Length: 8 1/2"
- (6-26748) \$44.95



New York Central 6264 Flatcar Features:

- Die-cast sprung trucks and operating couplers, Stamped metal stakes and brake wheel, Detailed molded body and timber platforms, Twelve piece timber load, Works in conjunction with the 264 Operating Forklift Platform
 - Scale: O-Gauge
 - Minimum Radius: O-27
 - Length: 10 3/4"
- (6-19486) \$39.95



Pennsylvania 6342 Culvert Gondola Features:

- Die-cast sprung trucks and operating couplers, Metal brake wheel and culvert channel, Detailed molded body and frame, Seven metal culverts, Works in conjunction with the 342 Culvert Loader and 345 Culvert Unloader
 - Scale: O-Gauge
 - Minimum Radius: O-27
 - Length: 10"
- (6-19485) \$44.95

GHOULS AND JEWELS

If you are looking for a little fun and whimsy, these cars are certain to make a lasting impression. No one brings you cars with this much amusement and creativity. Perfect for gifts, or keeping your layout seasonal, these cars let you feel like a kid all over again!

Halloween Bat Aquarium Car

Watch in terror as bats fill the sky in this whimsical aquarium car. Moving through the night as the car rolls down the tracks, the bats make their way past the scary cemetery out by the haunted house. Be thankful you aren't stuck inside of this horror show!

Features:

- Stamped metal frame and brake wheel, Detailed molded body, trucks and operating couplers, Interior illumination, Bats printed on belt move around the car as it moves
- Scale: O-Gauge
- Minimum Radius: O-27
- Length: 10 1/4"

(6-26747) \$54.95



Bobbing Vampire Boxcar

Don't be so quick to turn the lights out with this guy in town. Rising from within his scary boxcar, the vampire is on the loose looking for blood! Be sure to stock up on garlic and bright lights to keep this monster at bay.

Features:

- Die-cast trucks and operating couplers, Metal brake wheel, Detailed molded body, frame, door guides and Vampire head, Vampire bobs up and down as car traverses track
- Scale: O-Gauge
- Minimum Radius: O-27
- Length: 10 1/4"

(6-26746) \$49.95



Close-up of vampire head



Lionel Model Shop Show Display Car

It's time to pack up and head out to the next train show. The best way to get your life-size model trains there is with the Lionel Model Shop Show Display Car. Inside, for all to see, is a stunning Norfolk & Western J-class locomotive. Imagine the looks on people's faces as they see this beauty coming down the tracks. It's a perfect addition to Show Display car #1 from 1999.

Features:

- Die-cast sprung trucks and operating couplers, Stamped metal frame and brake wheel, Detailed molded body, Features one die-cast 1:160 scale Lionel Big, Rugged Trains Norfolk & Western J locomotive and tender
- Scale: O-Gauge
- Minimum Radius: O-27
- Length: 10 1/4"

(6-19675) \$54.95

Philadelphia Federal Reserve Mint Car

Loaded with gold and headed for a secure vault, the Philadelphia Federal Reserve Mint car is ready for duty. Second in a series of cars honoring America's Federal Reserve banks, this car features the official logo of Philadelphia's Reserve. You will be in the money with this fascinating car.

Features:

- Die-cast sprung trucks and operating couplers, Stamped metal frame and brake wheel, Detailed molded body and gold load
- Scale: O-Gauge
- Minimum Radius: O-27
- Length: 10 1/4"

(6-19676) \$54.95



BALTIMORE & OHIO DIE-CAST HOPPER SIX PACK



Strung behind the awesome power of the B&O's articulated EM-1 giants, a seemingly endless line of coal hoppers made its way through the treacherous mountain passes of the Cumberland Division on a daily basis. An impressive sight, to say the least.

You can now create your own coal-hauling consist with these rugged, die-cast coal hoppers made especially for the EM-1. Consecutively numbered and adorned with prototypical markings, these cars will be right at home on any layout. Make sure to tell your dealer you want these impressive cars for your Lionel EM-1 – it deserves them!

Features:

- Die-cast bodies, sprung trucks and operating couplers, Metal brake wheels, Detailed molded coal load, Six consecutively numbered cars
- Scale: O-Gauge
- Minimum Radius: O-27
- Set Length: 69"

(6-36927) \$399.95

RAILSOUNDS

Add the interactive fun of RailSounds to your layout with this exciting car. Perfect for introducing new sounds to your empire or for augmenting your older locomotives that have just a whistle or horn, this car provides that prototypical feel that you might be missing.

RailSounds CrewTalk Caboose

What could be better than a caboose that actually responds to your locomotive? Have it on your own layout with these CrewTalk cabooses. You will enjoy listening to the engineer and conductor carry on as your train pulls out of the station, and with voices recorded in the dialects of the region the cabooses are from, you won't find a more prototypical conversation than if you were on the real train itself.

Features:

- Die-cast trucks and couplers, Stamped metal frame, Detailed molded body, Interior illumination, Flashing strobe light
- Scale: O-Gauge
- Minimum Radius: O-27
- Length: 10 1/8"

Features Operational in Command Mode:

- ElectroCouplers, RailSounds CrewTalk with regional dialects and squealing brake sounds

(6-19890) \$189.95



DIE-CAST SEMI-SCALE CABOOSES

Your locomotives deserve the best rolling stock and cabooses. These Die-cast Semi-Scale cabooses certainly fit the bill. With great detail on the outside, and your favorite features on the inside, these cabooses have earned the right to travel with your most prized Lionel locomotives.

New York Central Die-cast Cabooses

Perfect for your Lionel New York Central steam locomotives, these cabooses offer realism, durability and fun at an affordable price. Modeled after New York Central wood-sided cabooses from the early days of steam, these offerings pack detail and features into their semi-scale bodies. From premium decoration to great smoke units, these cabooses have it all. Pick your favorite, or enjoy them both, as they add character to any layout.

Features:

- Die-cast body, frame, trucks and operating couplers, Metal handrails and brake wheels, Smoke unit, Interior illumination and marker lights
- Scale: O-Gauge
- Minimum Radius: O-27
- Length: 10"

(6-17636) NYC Jade Green "Safety Wherever" \$129.95

(6-17637) NYC "Quicker Via Peoria" \$129.95



O-27 PASSENGER CARS

Perfect for layouts in tight spaces, these O-27 cars allow you to build your own passenger service without taking up your entire basement. Small in stature, but big on features, these passenger cars are built with the same attention to detail as their bigger cousins. Add a couple of sets to your collection today!



Pullman Baby Madison 4-Pack

Run the most flexible of all Madison style passenger cars - Pullman. Usable with just about any road name you have on your layout, these Pullman cars give you plenty of options. Featuring die-cast trucks and interior illumination, they also give you the best value for your money.

Set Includes:

- One Baggage Car
- Two Coach Cars
- One Observation Car

Features:

- Die-cast trucks and operating couplers, Detailed molded bodies and frames, Interior illumination, Passenger silhouettes
 - Scale: O-Gauge
 - Minimum Radius: O-27
 - Set Length: 54"
- (6-15153) \$209.95



Pennsylvania Streamliner 4-Pack

Packed with detail and conveniently sized to fit any layout - large or small - these streamliner cars are perfect for building a passenger train. Premium decoration, real interiors with illumination, and highly detailed bodies make these cars a great starting point for your passenger routes. These cars make a great addition to the Pennsylvania 4-4-2 steam locomotive (Lionel Volume II 1999 Catalog) or any Pennsy engine. The set includes a baggage car, coach car, vista dome and observation car.





Streamliner 2-Packs

Add on to your favorite streamliner sets with these new 2-pack cars. Featuring a newly numbered coach car and an all-new diner car, these two-packs round out your consists and give your passenger sets a complete feel.

Features:

- Die-cast trucks and operating couplers, Detailed molded bodies and brake wheels, Interior illumination, Full real-life interiors, Vinyl diaphragms, Opening doors, Newly tooled Diner car
- Scale: O-Gauge
- Minimum Radius: O-27
- Set Length: 26 1/2"

(6-39053) Alaska \$109.95

(6-39056) New York Central \$109.95

(6-39059) Santa Fe \$109.95

(6-39062), Baltimore & Ohio \$109.95



Features:

- Die-cast trucks and operating couplers, Detailed molded bodies and brake wheels, Interior illumination, Full real-life interiors, Decorated drumheads, Vinyl diaphragms between cars, Opening doors
- Scale: O-Gauge
- Minimum Radius: O-27
- Set Length: 53"

(6-39065) \$199.95

HEAVYWEIGHT PASSENGER CAR 2-PACKS

Scale Heavyweight passenger cars by Lionel are a great way to bring the world of travel to your layout. The Baltimore & Ohio and Pennsylvania Heavyweight 2-Packs are perfect additions to the four car sets offered in Lionel Classic Trains Catalog Volume I 2000. Dining and baggage cars give your four car sets more variety, and longer consists look better behind scale locomotives. Ask your dealer for these new additions today!

Set Includes:

- One Baggage Car
- One Dining Car





Features:

- Die-cast trucks and operating couplers, Sturdy metal frame, Detailed molded bodies, Interior illumination in Dining car, Spring loaded opening doors, Passenger silhouettes
- Scale: O-Gauge
- Minimum Radius: 0-54
- Set Length: 37 1/2"

(6-39047) **Baltimore & Ohio** \$199.95

(6-39050) **Pennsylvania** \$199.95

AMERICAN FLYER ROLLING STOCK

Fans of S-Gauge know that the only place to get real American Flyer products is right here. Made with authentic Gilbert tooling, these pieces bring back memories of days gone by, and trains long ago played with. Bring those fun days back again with these exciting rolling stock pieces.

The Union Pacific Hopper is perfect for use with the Seaboard Coal Loader found on page 90, and the Burlington gondola is a must. For the first time in thirty years, you can purchase a Borden's milk flatcar. The Great Northern boxcar will also look great on any S-Gauge layout. Don't settle for American Flyer products built by someone else. When you want the best American Flyer products around, stick with the company that owns the real thing!

Rolling Stock Features:

- Detailed molded bodies with die-cast trucks and couplers
- Scale: S-Gauge

(6-48343) **Great Northern Boxcar** \$54.95

Length: 8 3/4"

(6-48524) **Borden's Flatcar** \$49.95

Length: 9 1/2"

(6-48525) **Burlington Gondola** \$49.95

Length: 8 3/4"

(6-48619) **Union Pacific Hopper** \$49.95

Length: 8 3/4"



AMERICAN FLYER



AMERICAN FLYER

752 Seaboard Coaler

For all of your coal loading and unloading needs, the American Flyer Seaboard Coaler fits the bill. With an operational clam-shell bucket, the coaler allows you to unload a hopper car by scooping the coal from inside. The bucket ascends into a holding bin in the top of the structure and deposits the coal load inside. Gravity pulls the coal down a chute into a waiting car on an adjacent track. From there, you can start the whole process over again for hours of interactive fun!


Features:

- Stamped metal construction throughout, Operational bucket lowers, opens, closes, and raises for coal retrieval
- Dimensions: Approximately 8" x 7" x 15"

(6-49807) \$199.95



Shown in O-Gauge Environment



Shown in O-Gauge Environment

23796 Sawmill

Get ready to cut some wood with this fun and unique American Flyer accessory. You will enjoy watching the action of this working sawmill as a cart complete with a large log slides down the channel towards the running blade. The blade appears to cut the log in half, and out the other side come beautiful wood boards. There's even a pile of sawdust off to the side to make the illusion more complete! And don't forget the sawmill worker who rides up and down on the boom. For great fun at a great price, the 23796 Sawmill is hard to beat.

Features:

- Detailed molded construction, Moving car with half-dowel runs back and forth in channel past rotating plastic blade, Simulated sawdust pile, Includes eight wood boards, Remote control
- Dimensions: Approximately 14" x 6" x 8"

(6-49806) \$99.95

23780 Gabe the Lamplighter


Never has one character endeared himself to so many by simply doing his job. "Who is this character?" you ask. Why, none other than Gabe the Lamplighter, that's who. He dutifully climbs the floodlight tower, step by step, until he reaches the top where he performs the task of his given name. Lights ablaze, he climbs back down and waits for your command to turn them back off again.

There are others who claim to know Gabe, but they really only know a friend or acquaintance of him. More like a "Jim" or a "Bob" perhaps. No, the real Gabe is right here. Made with tools used in 1958, you can be sure that Gabe is still Gabe, not some Tom, Dick or Harry imposter. Bring this true American Flyer accessory to your layout, and enjoy Gabe just like you used to.

Features:

- Stamped metal tower and platform, Detailed molded base, Operating floodlights turn on and off as Gabe approaches, Gabe figure climbs up tower step by step and slides back down, Remote control
- Height: 11 1/2"

(6-49805) \$129.95



Lionel Hobby Shop

Introduced in 1999 as "the ultimate accessory," the Lionel Hobby Shop makes its triumphant return in 2001 with a great new look. If you missed it the first time, this is your chance at redemption. Filled with action and art, the Hobby Shop is something to behold.


You will watch in amazement as three separate layouts operate at your command. You will discover hidden gems throughout the shop from model trains, planes and automobiles, to classic Lionel artwork, catalogs and advertisements. Ten figures are placed throughout the shop to give it a "busy" feel. Interior lights bring every detail into view. Even if you have looked at it over and over again, you will still find yourself surprised at what new treasures the Hobby Shop reveals. You owe it to yourself not to let this opportunity pass you by.

Features:

- Detailed molded base and building. Die-cast components including roof air conditioner. Three working layouts with extraordinary detail and decoration. Interior lights illuminate layouts. External illumination of "Circle-L" sign. Removable see-through roof allows easy interior access. Ten figures placed throughout shop. Die-cast airplane models hang from ceiling. Painted train models displayed on back shelves. Opening doors
- Dimensions: 16" x 11 1/2" x 6 3/4"

(6-14133) \$399.95





Red Baron Pylon

Relive the high drama and heart-pounding action of World War I dogfights with the all-new Red Baron Pylon. Inspired by real planes used in the war, including that of the infamous German flying ace, the "Red Baron," this accessory provides high flying action above your layout. Specially designed with two pivot arms that travel in sweeping arcs, the pylon gives the illusion of an all-out chase. Who will win? That's up to you!

Features:

- Powered by precision can motor, Stamped metal tower, Detailed molded base, building and tower top, Two molded airplanes attach to dual metal arms and fly around tower, Interior building illumination
 - Dimensions: 5 3/4" x 5 3/4" x 14 1/4"
 - Airplanes fly approximately 21 1/2" above base
- (6-14101) \$129.95

FROM O-GAUGE TO “OCEAN-GAUGE”

Create your very own ocean-side resort with these all-new, exciting operating accessories. From the majestic heights of a realistic lighthouse, to the mysterious depths of the ocean revealed inside the Lionel Aquarium, your layout will gain an added dimension with these maritime masterpieces.

Lionel Aquarium

You have loved whimsical Lionel aquarium cars for many years, but did you ever wonder just where those fish were headed? The Lionel Aquarium, that's where! Now they can be on display for the whole world to enjoy. Built in classic art-deco style, the aquarium makes a beautiful first impression. However, the fireworks begin when you turn it on.

Inside the aquarium are two belts imprinted with exotic and mysterious sea-life. Moving in opposite directions, the belts create the illusion of schools of fish swimming back and forth inside massive display tanks for visitors to gaze upon. Background graphics and interior illumination complete the effect. An illuminated loading dock at the rear of the building allows you to “unload” your fish from your favorite aquarium cars. Even if you don't have Lionel aquarium cars, this accessory is filled to the brim with fun.



Features:

- Detailed molded body, Moving internal belts imprinted with aquatic life, Interior illumination, Marquee, facade and column illumination, Rear overhead lighting in overhang, Realistic water wheel serves as on/off switch, Metal handrail
- Dimensions: 16 1/4" x 12 3/4" x 6 1/2"

(6-14105) \$279.95

**Lionel Traveling Aquarium Car**

The best way to transport new and exotic fish to your Lionel Aquarium accessory is with this matching aquarium car. Commissioned by the aquarium to go out in search of new and exciting aquatic life, this car will look great traveling through your empire. Strange and fascinating fish swim around the car in a life-like procession. You will enjoy hours of fun with this exciting car!

Features:

- Stamped metal frame and brake wheel, Detailed molded body, trucks and operating couplers, Interior illumination, Fish printed on belt move around the car as it moves
- Scale: O-Gauge
- Minimum Radius: O-27
- Length: 10 1/4"

(6-26745) \$54.95

**Lionel Lighthouse**

For centuries, lighthouses have been a beacon in the night for seafaring adventurers. They have captured the imagination of young and old alike as they tower above the rocky shoals and reefs from which their warning beacons pierce the dark, salty night with laser precision. Many a ship has been saved from certain doom because of their illuminating nighttime vigils.

Inspired by the Cape Hatteras lighthouse in North Carolina, this operating replica is sure to add excitement to your layout. Outfitted with powerful lights positioned in a rotating arm, your whole layout will be safe from danger. What's more, an authentic foghorn blasts at the touch of a button. With lights, sound and prototypical looks, this is one accessory your layout won't want to be without.

Features:

- Stamped metal tower and tower base, Pewter platform, Detailed molded base, tower cap and house, Rotating operating searchlight with glass lenses, Interior illumination, Realistic foghorn sounds
- Dimensions: 12" x 8" x 18"

(6-14087) \$159.95

LIONEL BRINGS THE CARNIVAL TO YOU!

As a kid, the highlight of each year - other than Christmas! - was waiting for the carnival to come to town. With these new operating accessories, you will never have to wait again! Start your own carnival with the operating Ferris Wheel and Carousel. Both colorfully decorated and built for fun, these accessories capture the spirit of the rides we all grew up on. Each year, a new piece will be added to the collection so that when it's over, you can have a complete carnival right on your layout! Step right up, and enjoy these great operating accessories.

Ferris Wheel

Ride high above your layout in this stunning Ferris Wheel. You will get a great view of Lionelville from 12" off the ground. Four bright lights illuminate the action as the wheel makes its gentle, perpetual arc through the sky. Great as a centerpiece, or as an addition to an existing town, the Ferris Wheel will provide hours of fun for the whole family.

Features:

- Detailed molded construction, Rotating wheel, Chairs for figures, Four spotlights shine on wheel, Interior illumination in marquee and ticket booth, Operates off of track power, accessory transformer, or with wall-pack (sold separately at electronics stores)
- Dimensions: Approximately 12" x 8" x 20"

(6-14110) \$199.95





Carousel

Ride the most magical horses on earth on the Lionel Carousel. Painstakingly crafted to resemble turn-of-the-century designs by Bradley and Kaye, makers of original wooden carousel figures, these horses are amazing to behold. Calliope music plays in the background as the horses rhythmically traverse the track. On their backs, cute children ride up and down, round and round enjoying the time of their lives. Bring some magic to your layout with this all-new gem.

Features:

- Detailed molded construction, Floor rotates and horses go up and down as they go around, Interior illumination, Illumination on carousel top, Calliope music, Operates off of track power, accessory transformer, or with wall-pack (sold separately at electronics stores), Twelve premium decorated horses, Nine children figures
- Dimensions: Base 9 3/4" diameter

(6-14109) \$299.95


282R Triple Action Magnet Crane

One of the best interactive accessories ever offered, the 282R Triple Action Magnet Crane lets you do the work you need to on your layout while having a lot of fun. Equipped with a powerful magnet, the crane allows you to pick up metal shavings, culverts, and even a short section of Lionel track! In addition, the crane cab rotates and the boom raises and lowers giving you the ultimate control. For a timeless workhorse accessory that provides hours of non-stop fun, the 282R is the ultimate!

Features:

- Die-cast platform, hook and crane, Detailed molded body, cab and boom, Powerful magnet, Easy-to-use controller for cab rotation, magnet power and boom movement
- Dimensions: 13" x 5" x 5 1/8"

(6-14134) \$179.95



Car sold separately


128 Newsstand

Hijinks and hilarity are the order of the day with the 128 Newsstand. Perfect for a downtown corner, you will laugh out loud at the crazy dog as he runs around the fire hydrant at dizzying speeds. The man behind the counter actually appears to sell a newspaper to the dog's owner in an unbelievably clever animation. If you are looking for pure fun, the 128 Newsstand delivers.

Features:

- Detailed molded construction, Dog and people move at your control
- Dimensions: 8 1/2" x 6 1/4" x 4 1/4"

(6-14085) \$79.95





419R Heliport

You are ready to take command of this fun operating accessory. As the dispatcher, it is up to you to give the ready signal for the helicopter pilot to launch his flying machine into the air. He is completely at your command.

Features:

- Remote controlled helicopter launch, Detailed molded body and helicopter, Interior illumination
- Dimensions: 11" x 5" x 6"

(6-14084) \$99.95

Shell Oil Derrick

Bring excitement to your layout with the all-new Shell Oil Derrick. Branded with the famous Shell name, this accessory is a perfect way to bring real life to your empire. You will actually see the "oil" come bubbling out of the ground in the derrick's clear plastic tube, and a new die-cast generator adds strength and quality to an already classic piece. Whether you need one for local drilling, or a series to make an oil field, the only thing you need to look for is the Shell Oil Derrick.

Features:

- Die-cast generator, hook and block assembly, Stamped metal base, tower, platform and nameplate, Glass bubbling tube, Detailed molded pumping arm, Includes five die-cast oil barrels
- Dimensions: 8" x 5" x 14"

(6-14081) \$79.95



97 Electric Coaling Station

Unload your coal cars on one side of this impressive accessory, and dump the coal into a waiting hopper on the other side. Introduced in 1938, the 97 Coaling Station is still a classic operating accessory today. With its impressive metal conveyor system and stylish pre-war looks, the 97 creates a coal industry on your layout all by itself. Add this classic piece to your pike today.

Features:

- Stamped metal tower, storage house and conveyor, Molded phenolic base, Detailed molded dumping bin, Coal unloads into bin, is brought to the top by the conveyor and dumped into a waiting car through a stamped metal chute
- Dimensions: 10" x 6 1/2" x 12"

(6-32921) \$159.95



497 Coaling Station

Add to your coaling industry with the 497 Coaling Station. Bring your coal dump car into the station and dump its load into a waiting, trackside bin. At the flip of a lever, the bin begins to rise into the air until it reaches the top of the structure. When there, the bin tilts, and the coal load is dumped into storage bin located inside the structure. Move the control lever again, and doors on the bottom of two chutes open allowing the coal to fall into a waiting hopper. With its movement and interactivity, the 497 is a great addition to your coal empire.

Features:

- Stamped metal base, legs and structure, Detailed molded receiving bin, storage bin and chutes, Remote controller allows operation of receiving bin raising and opening of chute doors, Includes one piece of operating track to trigger dumping of coal into receiving bin
- Dimensions: 9 1/2" x 6" x 10"

(6-14107) \$129.95



Cars sold separately

350 Engine Transfer Table & 350-50 Transfer Table Extension

Create a real-life train yard on your layout with the help of the 350 Engine Transfer Table. Used for shifting locomotives from one track to another, you can design a huge yard with multiple tracks. After the locomotive enters the transfer table, the remote control allows you to move the table and its control booth in the direction of the desired track. Once it's lined up, your locomotive is ready to roll on to its next destination.

For building a large train yard, simply add one, or a number of 350-50 Transfer Table Extensions which add two additional tracks to the table. The only limitation is the amount of space and imagination you have. The 350 and its extension make for exciting railroad fun.

Features:

- Powered table that moves locomotives across its base to switch to different tracks. Stamped metal construction, Detailed molded control booth, 35-50 Extension includes stamped metal base only
- Table Dimensions for 350 and 35-50: 17 1/2" x 10 3/8"

(6-14113) **350 Engine Transfer Table** \$199.95

(6-14114) **350-50 Engine Transfer Table Extension** \$49.95







Mainline Block Target Signal

- Lights change from green to red when trains move through its block
 - Light automatically resets to green when block clears
 - 153C Contactor included
 - Dimensions: 4 3/4" x 1 3/4" x 1"
- (6-14099) \$49.95



Mainline Cantilever Signal

- Lights change from green to red when trains pass through and activate the 153C contactor
 - 153C contactor included
 - Dimensions: 7" x 2" x 6"
- (6-22931) \$59.95



Mainline Walkout Cantilever Signal

- Overhead flasher
 - Lighted Signal
 - Scale Model
 - Dimensions: 5-3/4" x 2" z 6-3/4"
- (6-22934) \$59.95

Mainline Auto Crossing Gates

- Red flashing signal
 - Gate drops when train passes by
 - Set of two
 - 153C Contactor included
 - Dimensions: 4" x 1" x 4 1/2"
- (6-14098) \$74.95

Mainline Automatic Operating Semaphore

- Scale Model
 - Blade activates & remains in position when trains enter its block
 - Illuminated marker jewels
 - Dimensions: 9-1/8" x 1-3/4" x 1"
- (6-22944) \$49.95



Mainline Gooseneck Lamps

- Scale Model
 - Brilliant illumination
 - Turn-of-the-century styling
 - Set of 2
 - Dimensions: 4"
- (6-14119) \$29.95



Mainline Classic Street Lamps

- Brilliant illumination
 - Classic Postwar styling
 - Set of three
 - Dimensions: 5 7/8"
- (6-22950) \$29.95

Die-cast Girder Bridges

- Die-cast construction
- Stamped metal base
- Railroad Markings
- Dimensions: 10" length

(6-14116) **Pennsylvania** \$24.95

(6-14117) **New York Central** \$24.95

(6-14137) **Generic Black** \$24.95



CROSSING GATES, SIGNALS & BRIDGES

There is no better way to add fun and excitement to your layout than with Lionel's realistic railroad accessories. From signals to trestles, and bridges to tunnels, there is something for everyone. Run your favorite Lionel locomotives in style with these fun, sturdy accessories.



Banjo Signal

- Passing trains activate "Wig-Wag" mechanism
- Also works with insulated track section sold separately
- 153C contactor included
- Dimensions: 7 3/4" height

(6-14090) \$44.95



Railroad Crossing Flasher

- Red lights flash when train passes by
- 153C contactor included
- Dimensions: 9" height

(6-12888) \$59.95



Auto Crossing Gate

- Gate drops when train passes by
- 153C contactor included
- Dimensions: 9 1/2" gate length

(6-12714) \$34.95



Dwarf Signal

- Lights change from green to red when train occupies its block
- Automatically resets to green when train clears its block
- 153C contactor included
- Dimensions: 1 3/4" x 1/2" x 2"

(6-12883) \$19.95

Auto Crossing Gate and Signal

- Gate drops and lights illuminate when trains pass by
- 153C contactor included
- Also works with insulated track section sold separately
- Dimensions: 7 3/4" x 8 3/4" x 9 1/2"

(6-62162) \$49.95



Double Signal Bridge

- Spans two tracks
- Lights change from green to red to warn approaching trains of occupied blocks ahead
- 153C contactor included
- Dimensions: 3 1/4" x 10 1/4" x 7 3/4"

(6-14094) \$59.95

Single Signal Bridge

- Lights change from green to red to warn approaching trains of occupied blocks ahead
- 153C contactor included
- Dimensions: 3 1/4" x 4 1/2" x 7 3/4"

(6-14093) \$49.95



Elevated Trestle Set

- Detailed molded construction
- Create realistic raised-grade sections
- Set of 10
- Dimensions: 4 3/4" height

(6-12755) \$19.95



Graduated Trestle Set

- Detailed molded construction
- Incremental height grading
- Set of 22
- Dimensions: 4 3/4" height (tallest trestle)

(6-12754) \$19.95



AVAILABLE
IN DIE-CAST

Girder Bridge

- Girders with raised Lionel lettering
- Stamped metal base
- Choose from plastic or die-cast construction
- Dimensions: 10" length

(6-12730) \$9.95 Plastic

(6-22907) \$24.95 Die-cast



Short Extension Bridge

- Detailed molded construction
- Scaled for use with a single section of Lionel O-27 track
- Dimensions: 10" x 4 1/4" x 6 5/8"

(6-62716) \$9.95



Rock Piers

- Detailed molded construction
- Classic Postwar styling
- Set of 2
- Dimensions: 7" x 5" x 3"

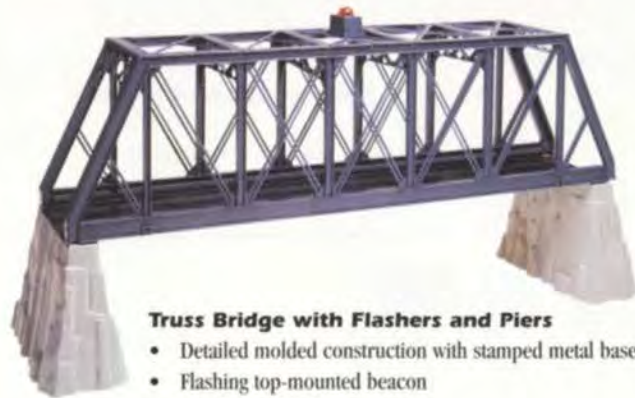
(6-12744) \$9.95



Tunnel Portals

- Detailed molded construction
- Portals with raised Lionel lettering
- Classic Postwar styling
- Set of 2
- Dimensions: 7" x 8 1/2"


(6-12896) \$9.95



Truss Bridge with Flashers and Piers

- Detailed molded construction with stamped metal base
- Flashing top-mounted beacon
- Detailed molded piers
- Dimensions: 26 1/8" x 7 1/2" x 12 1/2"

(6-12772) \$44.95



Arch Under Bridge

- Detailed molded construction
- Installs easily between Lionel elevated trestle piers
- Integrates easily into your own layout design
- Dimensions: 19 1/4" x 3 5/8" x 4 7/8"

(6-12770) \$19.95


LIGHTING & LAYOUT SUPPLIES

Brighten up your layout with an exciting array of Lionel lights and beacons. Whether you are recreating downtown Lionelville, or your very own train yard, Lionel has lights for all of your needs.



Rotary Aircraft Beacon

- Stamped metal construction
 - Vibrotor motor rotates beacon light
 - Red and green lighting
 - Dimensions: 5" x 5" x 12"
- (6-14097) \$49.95



Floodlight Tower

- Detailed molded construction
 - Illumination from eight elevated bulbs
 - New tilting head
 - Dimensions: 12" height
- (6-14092) \$34.95



#70 Yard Lights

- Die-cast light housing, Nickel-plated center post, Detailed molded base
 - Dimensions: 4 1/2" high
- (6-14071) \$29.95 Set of three



Yard Lights

- Detailed molded construction
 - Illumination from two elevated bulbs
 - Set of 3
 - Dimensions: 6 1/4" height
- (6-12927) \$14.95

Railroad Signs

- Detailed molded construction
 - Set of 14 assorted signs
- (6-62180) \$5.95





Globe Street Lamps

- Detailed molded construction
- Interior illumination
- Set of 3
- Dimensions: 5 7/8" height

(6-12926) \$14.95



Telephone Poles

- Detailed molded construction
- Set of 10
- Dimensions: 10" height

(6-62181) \$5.95



Coal Bag

- Safe, simulated coal
- Perfect addition as loads for hoppers, gondolas and coal dump cars

(6-12732) \$3.95



Barrel Pack

- Real wood construction
- Set of 6
- Dimensions: 1 1/8" height

(6-12745) \$4.95



Accessories Pack

- Includes a coal pack, set of logs, set of oil drums, railroad bumpers and two coil covers

(6-22942) \$29.95



Vehicle Grade Crossings

- Detailed molded construction
- Track fits in molded grooves
- Set of 2
- Dimensions: 3 1/4" x 7"

(6-12839) \$4.95



Blinking Light Billboard

- Detailed molded construction
- Light blinks on and off
- Railroad billboard art
- Dimensions: 5 3/4" x 7/8" x 4 1/2"

(6-14100) \$19.95



Railroad Bumpers

- Detailed molded construction
- Easily snaps into place between outside rails of O and O-27 track
- Set of 3
- Dimensions: 3" x 1 1/2" x 1 1/2"

(6-12717) \$4.95



Die-cast Bumpers

- Die-cast construction
- Illuminated red signal
- Set of 2
- Dimensions: 3" x 1 7/8" x 2"

(6-62283) \$19.95



Illuminated Bumpers

- Detailed molded construction
- Easily snaps between outside rails of O and O-27 track
- Illuminated red signal
- Set of 2
- Dimensions: 3" x 1 1/2" x 1 1/2"

(6-12715) \$8.95



Classic Billboard Set

- Detailed molded construction
- Easy assembly
- 5 different railroad billboard placards
- Set of 3 billboard stands
- Dimensions: 5 3/4" x 7/8" x 3 1/4"

(6-14121) \$7.95

BUILDINGS, STRUCTURES & CONSTRUCTION

Bring real life to your layout with these Lionel structures. Make it through all the construction in Lionelville to reach the passenger platform in time, or head down to the freight station to pick up your latest Lionel locomotive. All of these fun items will add excitement to your layout.



Automatic Gateman

- Gateman emerges from his shanty to warn motorists of passing trains
 - Includes 153 contactor
 - Also works with insulated track section (sold separately)
 - Comes fully assembled
 - Dimensions: 7" x 5 3/4" x 4 3/4"
- (6-14091) \$59.95



Illuminated Station Platform

- Detailed molded construction
 - Includes two frosted light bulbs
 - Includes eight full color press-on advertisements
 - Comes fully assembled
 - Dimensions: 12" x 3 3/8" x 5"
- (6-14095) \$29.95



Station Platform

- Detailed molded construction
 - Includes eight full color press-on advertisements
 - Easy to assemble
 - Dimensions: 12" x 3 3/8" x 5"
- (6-14096) \$12.95



Highway Barrels

- Detailed molded construction
 - Painted orange with silver reflective tape
 - Set of 6
 - Dimensions: 1" height
- (6-32922) \$6.95



Construction Zone Signs

- Detailed molded construction
 - Realistic, printed construction graphics
 - Set of 6
 - Dimensions: 2 1/4" height
- (6-32902) \$6.95



TRAINmaster

C · O · M · M · A · N · D

THE BENEFITS OF LIONEL TRAINMASTER COMMAND CONTROL (TMCC)

More Features...More Sounds...More Fun!

The Benefits of Lionel TrainMaster Command Control (TMCC): Traditional model railroad control systems used the power from the transformer to give directions to the train. The Lionel TMCC system directs your trains using separate digital signals. The advantages are:

More Sounds:

The Lionel RailSounds system offers a wider array of sounds when used in conjunction with Lionel TMCC.

More Features and Functions:

A much broader assortment of operating functions and features are available. Locomotives can be operated independently, even on the same track, or in unison as a single lashup.

More Realism:

You can even adjust signal reaction time in order to simulate the momentum of real life train operation.

Improved Lighting and Performance:

Lionel TMCC uses constant track power, so lighting remains constant and older Lionel locomotives run more smoothly at slower speeds.

Ease of Use:

The commands are simple and can be executed quickly. There is no complicated 'clinking and clanking' required as with alternative control systems.

Ease of Installation:

One TMCC Command Base will service an entire layout, no matter how many power blocks you have.

Low Cost:

Lionel TMCC provides digital control at a fraction of the cost of alternative designs.

Reliability:

Lionel TMCC broadcasts the digital signal to an electronic receiver. Alternative digital systems pass the signal through the roller-pickup, which is subject to dirt and poor contact.

Freedom of Movement:

Lionel TMCC is the only O gauge control system that offers a walk-around remote control that transmits signals to a single Command Base. See your layout from new angles. Take your controls with you when you have to fix a problem on the far side of the layout – avoid having to walk back and forth. And watch how much more time your kids and grandkids will want to spend in the trainroom with you.

Lionel Railsounds

The experts agree – the Lionel RailSounds system is the best in the industry.

And while you don't need the Lionel TMCC operating system to enjoy the bold, robust sounds of Lionel RailSounds, the RailSounds system offers a greater number of fantastic sounds when used in conjunction with TMCC. That alone is reason enough to install Lionel TMCC on your layout today!

QUESTIONS?

Call 810-949-4100 and talk directly to one of our TMCC technicians!



TMCC Cab-1

The walk-around wireless remote controller provides everything you need at your fingertips. Use more than one at a time to let everyone join the fun.

(6-12868) \$64.95



TMCC Command Base

Receives digital signals from the Cab-1 controller.

Only one required for each layout – no matter how big or how many power blocks are involved.

(6-12911) \$64.95

NEW!



TMCC SC-2 Switch Controller

Allows remote radio control of ac loads up to 15 amps! powered either by the track or a wall pack, the sc-2 is input fused for maximum durability. it has program storage for control of the six programmable outputs capable of managing a combination of switches and accessories (up to six switches or up to twelve accessories). You can even turn power loops and sidings on and off remotely!

(6-22980) \$79.95



TMCC 135 PowerMaster

Allows operation of conventional locomotives not equipped with TCC. Designed for use with the 135 watt PowerHouse Transformer. Even if you operate only TCC equipped locomotives, the PowerMaster provides the convenience of a remote controlled circuit breaker and power switch.

(6-12867) \$64.95



Power Adapter Cable

Connects your transformer to the PowerMaster for operating TCC and non-TCC equipped locomotives.

(6-12893) \$7.95



TMCC Direct Lock-On

Connect the PowerHouse transformer directly to the track. Eliminates the need for a PowerMaster if you use only TCC-equipped locomotives. Provides over-current protection with automatic reset.

(6-22914) \$29.95

TrainMaster

COMMAND

To enjoy the benefits of Lionel TrainMaster Command Control in a number of different layout environments, please follow the sample systems below to determine everything you need to get started. Remember, no matter which system fits your needs, you always need to have a Command Base to run Command Control.

System #1: Full TrainMaster Command System Components

- 1 PH-1 PowerHouse (6-12866)
- 1 PM-1 PowerMaster (6-12867)
- 1 Command Base (6-12911)
- 1 Cab-1 Controller (6-12868)

System #2: Basic Command System Components

- 1 Command Base (6-12911)
- 1 Cab-1 Controller (6-12868)
- 1 Traditional Transformer (ZW or equivalent)

System #3: Mixed TrainMaster Command System Components

- 1 Command Base (6-12911)
- 1 Cab-1 Controller (6-12868)
- 1 Traditional Transformer (ZW or equivalent)
- 1 PM-1 PowerMaster (6-12867)
- 1 Power Adapter Cable (6-12893)




TrainMaster Command Set

Everything you need to start running your TrainMaster locomotives can be found in this convenient package. The TrainMaster Cab-1 (6-12868) allows you to walk around your layout while controlling all of your Command Controlled locomotives and accessories. Also included is the TrainMaster Command Base (6-12911) which receives signals from the Cab-1 and communicates with your Command Controlled items. Only one Command Base is required per layout, regardless of how many power blocks you are controlling. It is the perfect way to start enjoying the benefits of Lionel's revolutionary TrainMaster control system.

(6-12969) \$99.95

Lionel TMCC can be used in conjunction with any transformer capable of 18 volts continuous AC output!

LIONEL POWER AND CONTROL



There's Only One ZW!

There's only one ZW! No single product has come to symbolize the legend of Lionel more than the Lionel ZW. Molded to original dimensions in classic phenolic resin, the ZW can run up to four trains at the same time on different layouts, plus accessories. The two Engineer-type handles provide independent control of two variable voltage circuits, each with built-in whistle, direction, and bell/horn controls. Two additional accessory voltage circuits can be set by means of dial type controls to any desired voltage. Or if you prefer, you can control all four outputs with a single handle!

Produced to current UL® standards, the ZW controller can be powered by any combination of one to four 135-watt or 180-watt Lionel PowerHouse transformers. And if you use the Lionel Command Control system, you can adjust each output using your walk-around remote control up to the level pre-set by its corresponding ZW handle. (It's a great way to help less-experienced railroaders keep your trains under control while enjoying the thrill of independent remote-controlled operation.)

Offered here with two 135 watt or two 180 watt PowerHouse transformers, these ZW packages provide the power and control you dream of for your vintage or state-of-the-art Lionel locomotives and accessories.



(6-14124 with two 135 watt PowerHouse) \$299.95

(6-32930 with two 180 watt PowerHouse) \$399.95



40 Watt/3 Amp Power and Control System

- Standard power and control system
- Includes one controller and one wallpack
- 40 watt/3 amp variable AC output

(6-12885) \$49.95



ZW Amp/Volt Meter

New from Lionel, the Amp/Volt Meter for ZW controllers allows you to monitor readings on all four ZW channels using a digital LED display. Give each channel exactly the power you want by watching the readings increase or decrease as you move your ZW handles. Simple to install, the Amp/Volt meter fits conveniently on the top of your ZW controller for easy monitoring. Lionel puts you in control more than ever before with the new Amp/Volt Meter for ZWs.

(6-14002) For new ZWs \$124.95

(6-14077) For old ZWs \$124.95

PERFECT FOR ACCESSORIES



36 Watt/1.8 Amp Accessory Transformer

- Basic power and control system
- Ideal for powering your Lionel Accessories

(6-32923) \$29.95



PowerHouse™ Power Supply Units

- Advanced power system available in 135 and 180 watt versions
- UL – listed for safe operation

(6-12866) \$69.95 135 watt/8 amp version

(6-22983) \$89.95 180 watt/10 1/2 amp version



80 Watt/5 Amp Transformer/Controller

Enjoy operating your favorite locomotives and sets with Lionel's new 80 watt transformer/controller. Included is a handsomely designed controller, reminiscent of Lionel's famous ZW. Control speed and power by raising and lowering the engineer handle, and operate your favorite features with the bell, whistle and direction buttons. On the rear of the unit, you will find a 0-18 volt variable AC output, as well as a 12 volt fixed AC accessory output. Easily attach the controller to the PowerHouse 80™ which generates a brawny 80 watts/5 amps of alternating current. Perfect for train sets and small to medium layouts, the 80 watt Transformer/Controller provides the power you need to enjoy all your Lionel favorites.

(6-14003) \$99.95



Big Red Control Button

- Use with your Cab-1 to duplicate all major Cab-1 Button Commands
- Great for kids of all ages, the physically challenged and many push-button display applications

(6-12890) \$89.95



LIONEL TRACK – EXPAND YOUR WORLD!

All Lionel track is easy to use, extremely durable and very reliable. You'll never have to worry about loose connections or sections separating. And Lionel track is so modestly priced, everyone can afford to create the layout they've always imagined. We offer two styles of track:

0-27 Gauge Track:

This track, which is standard in all Lionel ready-to-run starter sets, comes in 27" diameter curves, so you can do more in a tighter space.

O Gauge Track:

Compared to 0-27 track, the rails are a little taller. It doesn't come in 27" diameter curves, but it does come in a variety of larger curves for the biggest layouts.

Note: Larger locomotives and cars will not accommodate tighter curves. Check the "minimum radius required" in each item's catalog listing.

Looking for Ideas?

Since Lionel offers such a wide variety of track shapes and sizes, there is almost no limit to the layout you can design and build. If you'd like some suggestions, however, you can pick up a Lionel Track Pack – it includes all the track you need to make our most popular layouts.

Other Considerations:

You want a track system that comes in a lot of shapes and sizes. You also want one that's reasonably priced, so you can afford to keep adding on. Some additional things to consider:

High Conductivity Rails:

Lionel track is designed for maximum conductivity. That makes it easy to set up, minimizes problems, and maximizes the effectiveness of Lionel Magne-Traction – our exclusive traction and adherence system. Tracks that are not Lionel may be made of materials that are significantly less conductive. Your Lionel products will roll fine, but you may not get all the benefits we've built in.

Rail Shape:

Your train wheels take a lot of wear and tear rolling over metal rails. Lionel track rails are shaped to minimize this wear. Other track systems may cause your wheels to wear out faster.



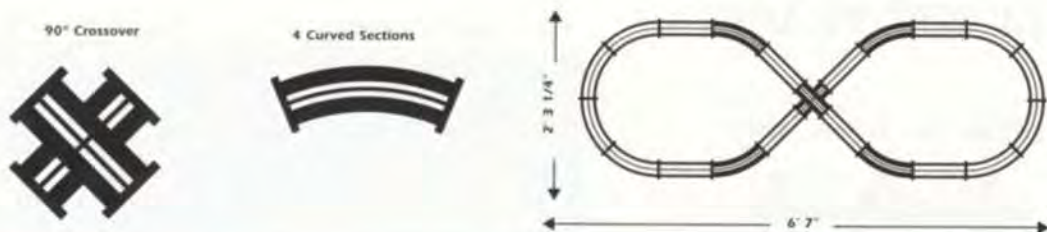
VARIETY, RELIABILITY & VALUE YOU CAN GROW WITH!

Figure 8 Add-On Track Pack (0-27 Gauge)

Add this track to your oval to create a figure 8 layout. Requires an existing starter set oval of track.

- 1 - 90 degree crossover
- 4 - curved tracks

(6-22966) \$12.95

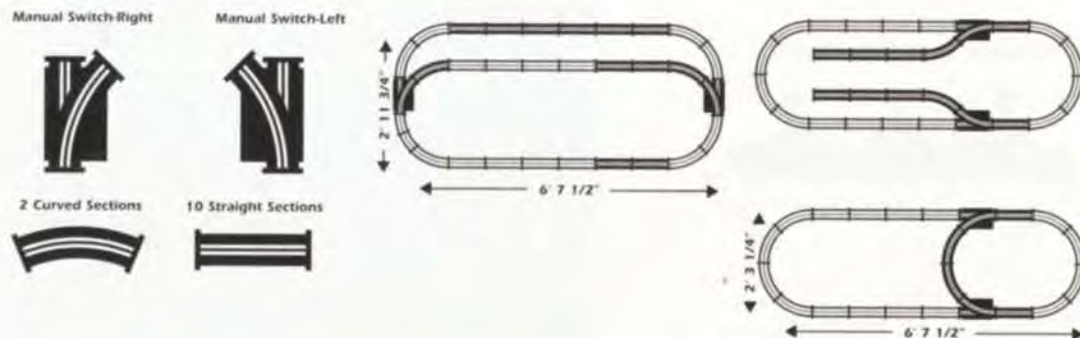


Double-Loop Add-On Track Pack (0-27 Gauge)

Add this track to your oval to create a double loop, an oval with two inside sidings, or a double oval. Requires an existing starter set oval of track.

- 2 - curved tracks
- 10 - straight tracks
- 1 - manual switch right hand
- 1 - manual switch left hand

(6-22967) \$49.95

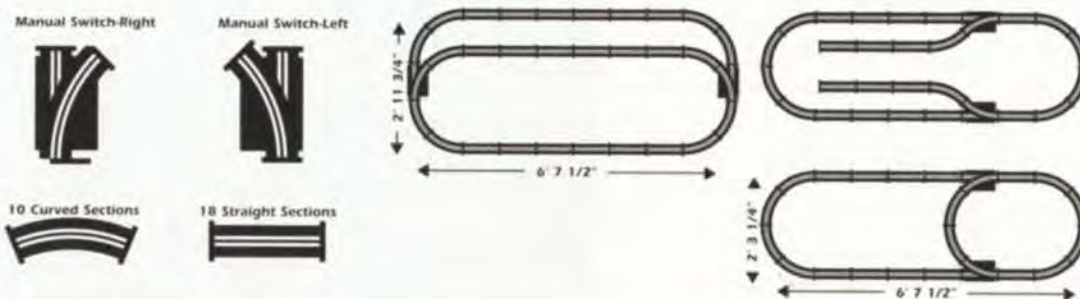


Double-Loop Complete Track Pack (0-27 Gauge)

This complete track set will allow you create a double loop, an oval with two inside sidings, or a double oval. No additional track required.

- 10 - curved tracks
- 18 - straight tracks
- 1 - manual switch right hand
- 1 - manual switch left hand

(6-22968) \$69.95

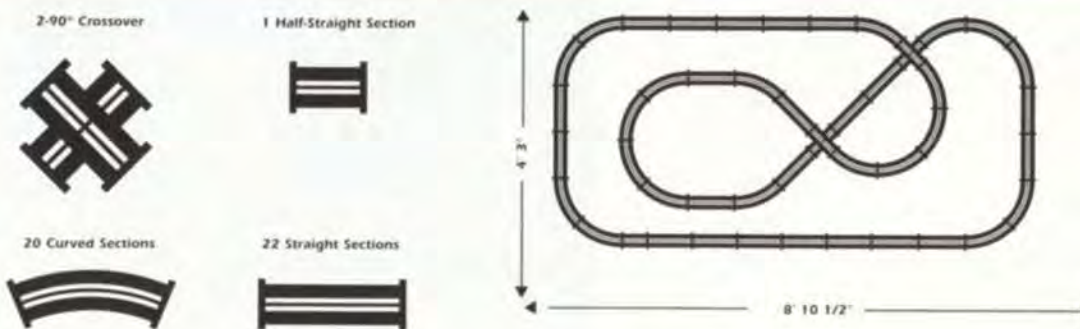


Deluxe Complete Track Pack (0-Gauge)

This complete O-Gauge track set will allow you create this detailed layout. No additional track required.

- 20 - curved tracks
- 22 - straight tracks
- 2 - 90 degree crossovers
- 1 - half straight

(6-22969) \$99.95



LIONEL TRACK

LIONEL O-27 GAUGE TRACK



LIONEL O GAUGE TRACK



Track Type/Description	Length-Diameter	O-27 Track Part Number/Price	O Gauge Track Part Number/Price
Basic Track			
Straight Track Section	8 3/4" L 10" L	6-65038 / \$1.25	6-65500 / \$1.95
1/2 Straight Track Section	4 7/8" L 5 1/2" L	6-65019 / \$.95	6-65505 / \$1.45
Extra Long Track Section	35" L 40" L	6-65024 / \$3.95	6-65523 / \$5.95
Curve Track Section	9 5/8" L - 27" D 10 5/8" L - 31" D 10 7/8" L - 42" D 10 1/2" L - 42" D 14 1/2" L - 54" D 10 3/8" L - 54" D 14" L - 72" D	6-65033 / \$1.25 6-65049 / \$1.95 6-65113 / \$2.25	6-65501 / \$1.95 6-12925 / \$2.95 6-65554 / \$3.45 6-65572 / \$4.25
1/2 Curve Track Section	5 7/16" L - 27" D 6" L - 31" D	6-65014 / \$.95	6-65504 / \$1.45
Specialty Track			
Insulated Track	8 3/4" 10"	6-12841 / \$3.95	6-12840 / \$5.95
Uncoupling Straight Track	8 3/4"	6-65149 / \$9.45	
Remote Control Straight Track	8 3/4" 10"	6-12746 / \$19.95	6-65530 / \$29.95
45° Crossover	9 5/16" X 9 5/16" 11 3/4" X 11 3/4"	6-65023 / \$8.45	6-65545 / \$12.95
90° Crossover	7 3/8" X 7 3/8" 8 5/16" X 8 5/16"	6-65020 / \$8.45	6-65540 / \$12.95
Switches			
Manual Switch Right Hand	8 3/4" Straight, Path 27"	6-65022 / \$19.95	
Manual Switch Left Hand	9 5/8" Curve, Path 27"	6-65021 / \$19.95	
Remote Control Right Hand	8 3/4" Straight, Path 27"	6-65122 / \$34.95	
Remote Control Left Hand	9 5/8" Curve, Path 27"	6-65121 / \$34.95	
Remote Control Right Hand	8 1/8" Straight, Path 31"		6-14063 / \$59.95
Remote Control Left Hand	7 7/8" Curve, Path 31"		6-14062 / \$59.95
Remote Control Right Hand	13 5/8" Straight, Path 42"	6-65168 / \$49.95	
Remote Control Left Hand	10 5/8" Curve, Path 42"	6-65167 / \$49.95	
Remote Control Right Hand	14 1/4" Straight, Path 72"		6-65165 / \$99.95
Remote Control Left Hand	14 1/8" Curve, Path 72"		6-65166 / \$99.95
Track Pins			
Steel Pins		6-65042 / \$1.95	6-65551 / \$1.95
Fibre Pins		6-65041 / \$1.95	6-65543 / \$1.95

0-27 TRACK

In 0-27 track, 8 sections of 6-65033 curves form a circle 27" in diameter – 12 sections of 6-65049 curves form a circle 42" in diameter – 16 sections of 6-65113 curves form a circle 54" in diameter.



Basic 0 Gauge Track

0 GAUGE TRACK

In 0 gauge track, 8 sections of 6-65501 curves form a circle 31" in diameter – 12 sections of 6-12925 curves form a circle 42" in diameter – 16 sections of 6-65554 curves form a circle 54" in diameter – 16 sections of 6-65572 curves form a circle 72" in diameter.



0 Gauge Remote Uncoupling Track



0 Gauge 45° and 90° Crossovers

INSULATED TRACK

Insulated track is used to activate certain accessories. Uncoupling track sections are used to activate operating couplers by positioning the coupler over the track section and pushing the button provided. They can also be used to activate some accessories. See the accessory instruction sheet to determine which ones require these track sections.



0-27 Gauge 42" Remote Switch TCHES



0-27 Gauge 27" Switches

0-27 GAUGE REMOTE SWITCHES

0-27 Gauge remote-control switches include one 1122-200 controller. 0-42" diameter remote-control switch includes one 031-200 controller. 0-72" diameter remote-control switch includes one 022-200 controller.



#022 0 Gauge 31" Remote Switch



0 Gauge 72" Remote Switch

MAINTENANCE & UPGRADE KITS



Lock-On

- Classical Lionel Lock-On allows you to easily, quickly connect your power supply to your Lionel Track

(6-62900) \$2.45

Lock-On With Wires

(6-62905) \$4.95



Ives™ O-27 Gauge Track Clips

- Keep your 0-27-gauge track sections together with these easy to use slide on clips
- Perfect for keeping temporary or floor layouts together

(6-62901) \$7.95



O Gauge Track Clips

- Keep your 0-gauge track sections together with these easy to use slide on clips
- Perfect for keeping temporary or floor layouts together

(6-12743) \$7.95



Lionel Train Book

- Tips and tricks on building and maintaining your model railroad

(6-62985) \$14.95



Lubrication/Maintenance Set

- Includes gear lube, oil applicator, track cleaning fluid, track-cleaning eraser and cleaning instructions

(6-62927) \$14.95

Smoke Fluid

(6-62909) \$5.45



Die-Cast Metal Sprung Trucks

- Upgrade your Rolling Stock trucks
- New metal armature
- Quick and easy to install
- Add weight & improve tracking

(6-14078) \$12.95



Die-Cast Trailer Frame

- Die-cast frame
- Detailed rubber wheels
- Plastic mud flaps
- Moveable frame support
- Length: 8"

(6-12852) \$7.95

TRAINMASTER COMMAND BASIC UPGRADE KIT

This easy-to-install, no soldering required upgrade kit will allow all Command Ready locomotives to operate in full Command control.

It provides all features in the TrainMaster Command system, including the option of operating your engines in Command or traditional mode.

Features and sounds available for a specific locomotive are dependent on the features and sound system the locomotive is equipped with, and the components of the Lionel TrainMaster system that are in use.

This upgrade kit is designed for use only on locomotives that are designated "Command Ready" in catalogs since 1998; other locomotives, including those previously designated "Digital Ready", will require additional electronic modifications.

(6-22960) \$39.95

Railsounds UPGRADE KITS

This easy-to-install, no soldering required upgrade kit is designed for use in locomotives that are Command Ready and equipped with Lionel SignalSounds. Simply remove the SignalSounds electronic board and sound chip, then install the RailSounds electronic board and sound chip to get all the expanded features of Lionel's RailSounds system!

Installation of the RailSounds upgrade kits is independent of the installation of Lionel TrainMaster Command; however, as with all RailSounds systems, not all of the RailSounds features are available without Lionel TrainMaster Command.

This upgrade kit is designed for use only on locomotives that are designated "Command Ready" in catalogs since 1998 which are equipped with SignalSounds; locomotives equipped with SignalSounds before the development of the Command Ready feature require additional modification.

(6-22963) \$79.95 STEAM RAILSOUNDS

(6-22964) \$79.95 DIESEL RAILSOUNDS


RailSounds and TrainMaster Command Control were recognized by Classic Toy Trains magazine as one of the ten most important industry introductions of the decade!

Now Arriving! 1:160 Scale

LIONEL BIG, RUGGED TRAINS™

For Kids!

Lionel proudly offers six unique locomotives for the young or young at heart. Each piece is die-cast and detailed with authentic decoration and moving wheels. And because these are **RUGGED TRAINS**, they'll stand up to the roughest of play and are not too **BIG** to put in your pocket!




7-95001
Atchison, Topeka
& Santa Fe
Super Chief F3
\$4.95




7-95002
Baltimore & Ohio
Chessie System
GP-9
\$4.95



7-95003
Pennsylvania
GG1
\$4.95



7-96001
New York Central
Hudson
\$4.95



7-96003
Norfolk & Western J
\$4.95



7-96005
Western & Atlantic
Railroad General
\$4.95

NEW YORK CENTRAL HUDSON	
TRACTIVE EFFORT:	41,860 LBS.
WEIGHT:	780,000 LBS.
LENGTH:	106 FT. 1 IN.
MAXIMUM SPEED:	BETWEEN 60 MPH & 90 MPH
<p>IN 1926, THE NEW YORK CENTRAL RAILROAD SET OUT TO BUILD A LARGE ENGINE WHICH WOULD HAVE GREATER POWER AT HIGHER SPEEDS THAN THEIR LINE OF PACIFICS. THESE IMPROVEMENTS REQUIRED A LARGER FIREBOX AND A FOUR-WHEEL TRUCK UNDER THE CAB TO ACCOMMODATE THE ASLE LOADING REQUIREMENT. THE WHEEL ARRANGEMENT THEN BECAME KNOWN AS A 4-6-4.</p> <p>THE NYC APPLIED THE TYPE-NAME HUDSON TO FUTURE DESIGNS OF THE 4-6-4'S WHICH QUICKLY ESTABLISHED A REPUTATION FOR HEAVY HAULAGE AT HIGH SPEEDS. THE FIRST NEW HUDSON ARRIVED IN 1927 AND COULD PULL 13 CARS AT SPEEDS OF MORE THAN 80 MILES AN HOUR! THIS LIONEL BIG, RUGGED TRAINS EDITION DEPICTS THE POWER AND MAJESTY OF THE HUDSON IN THE NYC LINE.</p>	
<p>CLASSIC SERIES</p> <p>1999</p>	
<p>LIONEL BIG, RUGGED TRAINS™</p>	

Extra, Extra!
Each locomotive is described in colorful and historic detail on the back panel of every package!

Shown Actual Size
4 1/8" Long



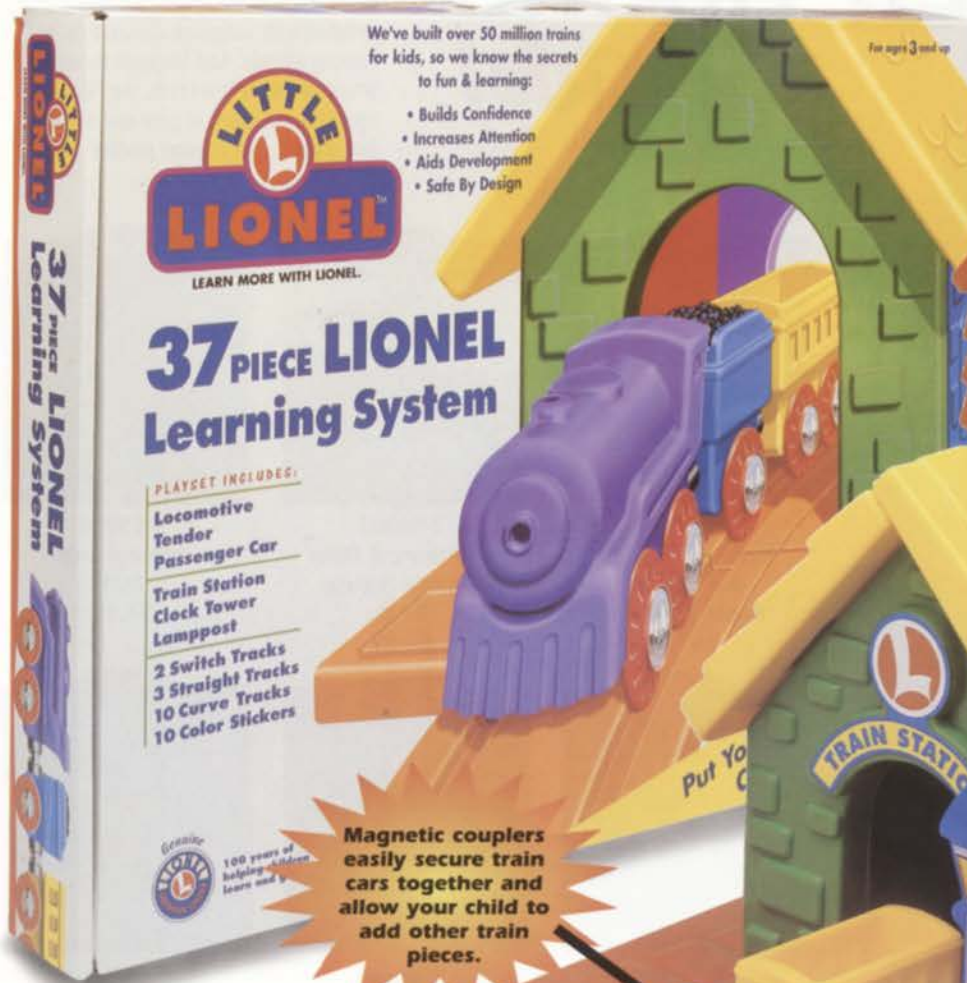
Preschoolers will discover the joy of trains with fun and exciting . . .



LEARN MORE WITH LIONEL.

Now Little Lionel offers more choices of authentic Lionel trains especially made for preschoolers, ages 3 and up.

Our new, exciting play sets and accessories will inspire children to expand their layouts and create unique, imaginative worlds of their own!



LEARN MORE WITH LIONEL.

37 PIECE LIONEL Learning System

PLAYSET INCLUDES:

Locomotive
Tender
Passenger Car

Train Station
Clock Tower
Lamppost

2 Switch Tracks
3 Straight Tracks
10 Curve Tracks
10 Color Stickers



100 years of helping children learn and play.

Magnetic couplers easily secure train cars together and allow your child to add other train pieces.

Compatible with Brio[®] Wooden Railways
Brio is a registered trademark of Brio Corp. which is not related to Lionel in any way.



Both boys and girls will love building their first Lionel layout with easy-to-assemble train station pieces and track.



Little Lionel tracks are made of "house-friendly", lightweight plastic and are easily cleaned with soap and water.

PLAY SETS




7-75000

37 Piece LIONEL Learning System

PLAY SET INCLUDES:

- 1 Steam Locomotive
- 1 Tender
- 1 Passenger Car
- 1 Train Station
- 1 Clock Tower
- 1 Lamppost
- 2 Switch Tracks
- 3 Straight Tracks
- 10 Curve Tracks
- 10 Colorful Stickers

\$19.95



7-75009

Traveling Circus Set

PLAY SET INCLUDES:

- 1 Steam Locomotive With Circus Music Chip
- 1 Passenger Car
- 1 Animal Car
- 16-Piece Circus Big Top Tent
- 1 Ring Of Fire
- 1 Animal Stand
- 1 Ringmaster Token
- 1 Clown Token
- 3 Animal Tokens
- 2 Switch Tracks
- 2 Straight Tracks
- 10 Curve Tracks
- 39 Colorful Stickers

\$39.95

This set includes enough track to create either a circle or a double-oval configuration as pictured above.



7-75010

Cityscape Set

PLAY SET INCLUDES:

- 1 Steam Locomotive
- 2 Passenger Cars
- 3 Skyscraper Building Pieces
- 3 Brownstone Building Pieces
- 1 Base With City Scenes
- 3 Tree Tokens
- 2 Bush Tokens
- 1 Fountain Token
- 1 Person On A Bench Token
- 2 Straight Tracks
- 8 Curve Tracks
- 2 Colorful Stickers

\$29.95



7-75011

Mining Set

PLAY SET INCLUDES:

- 1 Steam Locomotive
- 3 Mining Cars
- 3-Piece Mountain
- 5 Rock Formations
- 1 Base With Mining Camp Scenes
- 1 Miner Token
- 1 Danger Sign Token
- 2 Switch Tracks
- 2 Straight Tracks
- 10 Curve Tracks
- 19 Colorful Stickers

\$29.95



ACCESSORIES

7-75007	Arch Bridge	\$14.95
7-75008	Crossing Gate	\$14.95
7-75001	People Pack	\$ 4.95
7-75002	Sign Pack	\$ 4.95

TRACK

7-74000	Straight Track	\$ 3.95
7-74001	Curve Track	\$ 3.95
7-74002	Switch Track	\$ 3.95
7-74007	90 Degree Crossover	\$ 4.95

STEAMER TRAIN SETS & PASSENGER CARS

7-73017	Little Lionel Lines	\$ 9.95
7-73018	Whistle-Stop Special	\$ 9.95
7-73019	Cho-Choo® Express	\$ 9.95
7-73000	Passenger Cars \$ 7.95 (Red, Orange and Turquoise)	
7-73003	Passenger Cars \$ 7.95 (Black)	
7-73004	Passenger Cars \$ 7.95 (Blue, Yellow and Purple)	

DIESEL & PASSENGER TRAIN SETS

7-71005	New York Central F3	\$ 6.95
7-71006	Santa Fe F3	\$ 6.95
7-71015	Chessie System GP-9	\$ 9.95
7-71019	Santa Fe GP-9	\$ 9.95
7-71008	Amtrak® Cascades®	\$ 9.95
7-71017	Pennsylvania GG1	\$ 9.95

SPECIALTY CARS

7-73005	Boxcars	\$ 5.95
7-73006	Gondolas	\$ 5.95
7-73007	Tank Cars	\$ 5.95
7-72003	Caboose	\$ 3.95



Please see your local Lionel dealer for a complete Little Lionel catalog.



At Lionel, we are committed to providing our customers with superior-quality products and service. It is a commitment shared by our many Lionel Authorized Dealers and Lionel Authorized Service Centers around the country. To locate a Dealer or Service Center near you, call 1-800-4LIONEL (1-800-454-6635). Or, call the Lionel Customer Service Center at 810-949-4100. You can also e-mail us at talktous@lionel.com or visit our website at www.lionel.com. Our knowledgeable staff is always eager to help you fully enjoy the magical world of Lionel model trains.

Visit our
WEBSITE
www.lionel.com

50625 RICHARD W. BOULEVARD
CHESTERFIELD, MICHIGAN
48051-2493
UNITED STATES OF AMERICA
PHONE: 810-949-4100
E-MAIL: TALKTOUS@LIONEL.COM
WWW.LIONEL.COM

COPYRIGHT ©2001 LIONEL L.L.C.

