

LIONEL CLASSIC TRAINS VOLUME 1 2003



STEVEN CRYAN ©



Welcome to the Lionel Classic I catalog for 2003. First, all of us at Lionel wish you and your family a very Happy New Year. Hopefully 2003 will be a year filled with peace and prosperity for America, especially in Lionelville and on train layouts everywhere. Last year was extremely busy for us here at Lionel, as we spent a great deal of time and effort preparing for this catalog and the one that will follow. We have packed 2003 with a host of surprises for you.

You can see by the cover of this catalog that our fleet of tugboats continues with classic railroad heralds, taken right out of the prototypical pages of history. They're docked on the shores of Lionelville—our full-blown dream of an all-inclusive train layout built around our fictitious, but very real slice of small-town mid-20th Century America. It expands in 2003 with new operating accessories to complement Harry's Barber Shop, our very first edition of Lionelville real estate from last year.

Following up on the tremendous success of our train sets last year, we've enhanced our 2003 line with an all-new track system, along with a powerful new transformer that boasts capabilities never seen anywhere before. We've made becoming a railroad tycoon easy with our "how-to" video instruction guide, inside almost all 2003 ready-to-run train sets. Our train set packaging features a spectacular new look that will bring excitement to every train store and hobby shop. We're convinced they'll bring more young people into the hobby.

Also new is the Historic Layout Series, an ongoing collection of buildings, scenes and settings from the nation's most famous layouts. For 2003 we've painstakingly copied scenes from the 82 year-old Miniature Railroad & Village of the famed Carnegie Science Center in Pittsburgh, PA. Originally built by Charles Bowditch in 1920 this miniature replica of turn-of-the-century Pennsylvania is the fruit of a relationship forged between our founder, Joshua Lionel Cowen and the Carnegie's Buhl Planetarium in 1954. This 49 year-old alliance is the longest-lived relationship Lionel has ever had. A portion of the proceeds from every purchase of these magnificent replicas will go to CSC.

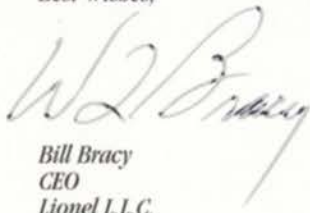
All you A.C. Gilbert fans, prepare for explosive growth in the American Flyer category, with new diesels, operating cars, even 4 new operating accessories—and later this year, an all-new die-cast steam locomotive, equipped with TMCC and RailSounds!

In O gauge, along with new steamers and diesels, we are expanding the scale freight car category with reefers, flat cars with wood decking and an extruded aluminum 4 bay hopper. We're revolutionizing model railroading with a command control crane car that does everything its real-world counterpart does, including independent control of boom, cab swivel, 2 booms, 6 outriggers, couplers and lights—all from your CAB-1. With the continued expansion of the TMCC category we're giving you still more reasons to step up to Train Master Command Control.

As in 2002, this year will see the introduction of special, collectible and highly featured engines, as well as the latest installment in the Joshua Lionel Cowen series; the finest category of superbly detailed and finely outfitted die-cast locomotives in the world. Stay tuned for upcoming announcements on all of these great new Lionel classics.

We feel that last year's hard work really has paid off—2003 is shaping up to be our most exciting year yet. I'm going to close now, so that you can get on to the train line and judge for yourself. We think you'll agree that the Lionel team has redefined the enjoyment of model railroading with this great new catalog.

Best Wishes,



Bill Bracy
CEO
Lionel L.L.C.



TABLE OF CONTENTS

Product Features Guide	2-3
Train Sets	4-5
Adventure Train Sets	6-7
RailSounds Train Sets	8-9
Holiday Train Sets	10-11
Premium Train Sets	12-25
Disney	26-27
Steam Locomotives	28-41
Diesel Locomotives	42-55
Passenger Cars	56-61
Standard O Rolling Stock	62-75
Traditional Rolling Stock	76-83
Operating Cars	84-89
American Flyer	90-95
Operating Accessories	96-111
Mainline Trackside Accessories	112-113
Traditional Trackside Accessories	114-117
TrainMaster Command Control and Conventional Power	118-123
FasTrack Track System	124-127
O-27, O Gauge and Large Scale Track	128-131
Miscellaneous Maintenance Accessories	132

The following Lionel marks are used throughout this catalog and are protected under law. All rights reserved.

Lionel®, TrainMaster®, Odyssey®, RailSounds™, CrewTalk™, TowerCom™, DynaChuff™, StationSounds™, Pullmor®, ElectroCoupler™, Magne-Traction®, CAB-1 Remote Controller®, American Flyer®, Lionel ZW®, ZW®, MagniVision™, TMCC™, Lionville™, Wireless Tether™, Powerhouse™, LionMaster™, PH-1 Powerhouse®, Powermaster®, Powerstation-Powerhouse®, Accessory Motor Controller™, AMC™, Accessory Switch Controller™, ASC™, Action Recorder Controller™, ARC™, Track Power Controller 300™, TPC 300™, Track Power Controller 400™, TPC 400™, Block Power Controller™, BPC™, Operating Track Controller™, OTC™, FatBoy™. The name FasTrack® is used with permission from Pitsco, Inc.

Any reproduction, transmission or dissemination of the material herein is strictly prohibited. Trademarks owned by Lionel LLC are indicated throughout this document. Items depicted in this catalog are subject to change in color, size, design and availability. Verify features on product package. Retail prices are suggested.

See your Authorized Lionel Dealer for more information.

A Guide to Product Features

At Lionel, we are proud to present the finest, most advanced locomotives—powerful models that come to you with tried-and-true performance and cutting-edge technology. Over the years, we have revolutionized this great hobby with advances in locomotive traction, train operation, and on-board sounds. Lionel trains feel more and more like the real railroad. Use this guide to learn about the incredible features that Lionel locomotives offer today.

■ OPERATION

■ Transformer Control

All Lionel locomotives—from the most sophisticated engines to the most basic—can be controlled by a basic transformer. Even older transformers can run our most advanced engines.

■ TrainMaster Command Control

Locomotives equipped with the incredible TrainMaster Command Control system are controlled by the commands from your CAB-1 Remote Controller, giving you the freedom to operate your trains while walking around your layout. Unlock the advanced sounds and features of your Command-equipped locomotives and, better yet, operate multiple engines on the same track, at the same time! Installation is as easy as hooking up a transformer, and operation is simple to learn.



■ ElectroCouplers

Open these couplers anywhere on the layout—without uncoupling tracks. The CAB-1 Remote Controller activates ElectroCouplers with the TrainMaster Command Control system. Also, be sure to listen for authentic RailSounds of the coupler in operation!



■ Odyssey System

Heavy loads and steep grades are no problem for locomotives equipped with the Odyssey System, “cruise control” for your locomotive. No matter what, Odyssey System-equipped locomotives will maintain the speed you set. Watch your locomotive as it creeps through the yard or fights up a grade without hesitation, regardless of the long string of cars behind it.



■ Wireless Tether Connection between Locomotive and Tender

Looking to enhance the appearance of its locomotives, Lionel exclusively developed the infrared Wireless Tether so that the locomotive and tender could communicate without cumbersome wiring between the units. Lionel steamers are the only locomotives in O gauge offering this special feature.



■ Magne-Traction

Always on the cutting edge of model railroad technology, Lionel developed the Magne-Traction track gripping system in 1950. The wheels are actually magnetized, increasing track adhesion for extra traction and stability around curves.



■ Traction Tire(s)

On some locomotives Traction Tires on one or more of the powered driving wheels provide extra strength and stability for hauling long strings of cars. Traction Tires grip the rails, enhancing tractive effort for extra pulling power.

■ SOUND AND SMOKE

■ RailSounds

Widely regarded as the industry standard, the impressive RailSounds sound system brings the real sounds of the railroad to your layout. From the mechanical symphony of the locomotives, to the commotion of the station, you will be impressed by the digitally recorded samples of these special and authentic sounds.



■ MultiHorn/MultiWhistle

The sounds of the horn or the whistle actually change with each blast—just like the real thing. From the short, trumpet-like blasts of a diesel horn, to the breath-taking cries of the steam whistle, these familiar sounds replicate the magic of the rails.

■ Braking Sounds

Press the brake button on your TMCC CAB-1 Remote Controller or rapidly decrease your transformer/controller and listen for the screeching of your locomotive's brakes.

■ Shut-down and Start-up

Fire up your locomotive just like the real thing! Listen as the diesel engine turns over or the steam locomotive fires up. You will also hear the sounds of the giant locomotive gradually fade away when you turn off power.

■ Steam Let-off/Blow-off

(TrainMaster Command Control required)

At the press of a button, your steam locomotive will replicate the sound of hot steam being released from the cylinders.

■ Diesel RPM

Throttle up your locomotive and listen as the engine's RPM increases. While the RPM sounds automatically increase with the speed of the engine and the power supplied to the track, you can also fine-tune the levels with your CAB-1 remote.

■ DynaChuff

A favorite feature among steam fans, DynaChuff is the varying intensity of the locomotive's chuffing, synchronized with the speed of the locomotive.

■ TowerCom Announcements

(TrainMaster Command Control required)

“1361, you're clear for departure.” Locomotives equipped with TowerCom feature a specialized announcement or announcements calling out your locomotive number, operated at your command. Listen for your locomotive's roadname or number as you prepare to take 'er out!

■ CrewTalk Communications

(TrainMaster Command Control required)

Strain to hear the crackling, unintelligible radio communications inside of your locomotive, caboose, or other cars. Operate several CrewTalk-equipped locomotives with CrewTalk-equipped rolling stock, and you will find that these communications are sequenced to sound as though personnel stationed at different parts of the train are radioing each other, to enhance the realism of Lionel operation.

■ StationSounds

(TrainMaster Command Control required)

Listen to the sounds of the busy platform! Housed in a passenger car in the consist, you will hear the station's loudspeaker announce arrivals and departures. The conductor makes enroute announcements, too.

■ ILLUMINATION

■ Directional Lighting

Most TrainMaster Command Control diesel locomotives and TMCC-equipped steam locomotives with a headlight and tender back-up light feature Directional Lighting. Operate a TMCC-equipped diesel in forward and the headlight illuminates the mainline, in reverse the headlight shuts off and the rear headlight or the headlight of a second diesel (in a multi-unit lash-up) will shine. For TMCC-equipped steam locomotives, the headlight remains on in both forward and reverse operation. In reverse, the tender back-up light (if present) will shine.

■ Classification Lights and Marker Lights

Classification lights are located on the boiler front or top of some steam locomotives while marker lights are on the rear of some steam locomotive tenders. These lights are also located on the ends of some diesel locomotives.

■ Lighted Number Boards

Brightly illuminated, the locomotive's unique road number is displayed on the boiler top of some steam locomotives and on the ends of some diesel locomotives.

■ Strobe Light

This flashing warning light is located on the cab roof of some diesel locomotives.

■ Ditch Lights

These low-mounted lights serve as close-range secondary headlights on some diesel locomotives.

■ Glowing Firebox and Flickering Firebox

A red glow steadily emanates from the firehole inside of the cab of Lionel steam locomotives equipped with the glowing firebox. Steam locomotives equipped with a flickering firebox add action to the above. Multiple LEDs create the illusion of a live fire "flickering" within.

■ Variable ashpan glow

Start up a Lionel steam locomotive equipped with this feature and look for a red glow on the outside of the locomotive between the ashpan and firebox. As speed increases the light grows brighter, simulating the increased draft onto the fire.

Feature Icons

As you journey through this catalog, look for the bold icons that represent your favorite Lionel features. The Odyssey System, TrainMaster Command Control—all of the best innovations are included. At a glance, you'll know how each locomotive is outfitted. You can't miss your favorite features with these specialized icons!



Odyssey System



TrainMaster Command Control



RailSounds



Magne-Traction



ElectroCouplers



Wireless Tether



TRAIN SETS

The All-New Lionel FasTrack Track System and CW-80 Transformer



New for 2003, Lionel ready-to-run O gauge trains sets include the all new FasTrack track system and most include the newly designed CW-80 Transformer.

Featuring engraved ballast and painted track ties, the realistically detailed base of each FasTrack piece provides extra stability on all sorts of surfaces, including the living room carpet. Each piece is easy to connect and disconnect offering a positive, secure connection every time. See pages 124-127 for more on this all-new system.

The new CW-80 Transformer provides 80 watts of power in a compact package reminiscent of the legendary ZW Transformer. The CW-80 Transformer has two programmable accessory outputs, allowing voltage levels for accessories to be set independently of track power. No need to worry about blown lightbulbs!



"How-to" instructional video guide included with most Lionel ready-to-run train sets



Great Northern Glacier Route Freight



Pennsylvania Flyer



Southern Diesel Freight

FasTrack

ALL NEW TRACK

ALL NEW TRACK AND TRANSFORMER

ALL NEW TRACK AND TRANSFORMER

Great Northern Glacier Route Freight

Painted in bright Omaha orange and deep Pullman green, this powerful RS-3 diesel locomotive races across the chilly northern reaches of Minnesota, North Dakota, Montana, and Washington. This Great Northern freight train hustles goods from the Twin Cities all the way to the port of Seattle, passing through Glacier National Park and crossing the Rocky Mountains, sounding its powerful horn along the way.

SET INCLUDES:

- RS-3 diesel locomotive, boxcar with opening doors, three dome tank car, caboose, 3 straight FasTrack track sections, 8 curved FasTrack track sections, a FasTrack terminal section, 40-Watt Transformer

LOCOMOTIVE FEATURES:

- Transformer controlled forward, neutral and reverse operation
- Operating diesel horn
- Operating headlight
- Powerful maintenance-free motor
- Two traction tires
- Operating couplers
- Lighted interior

ROLLING STOCK FEATURES:

- Operating couplers
- Painted bodies
- Opening doors on boxcar
- Metal brake wheels
- Minimum Radius: 0-27
- Length: 43"
- Layout dimensions: 40" x 60"

(6-31952) \$149.99

Pennsylvania Flyer

With smoke pouring from its stack and its headlight ablaze, this mighty 4-4-2 steam locomotive races across the countryside, hauling fast freight to the big port cities of the Eastern Seaboard. Listen to the whistle of the Pennsylvania Flyer howl, signaling the beginning of a new O gauge railroading adventure.

SET INCLUDES:

- 4-4-2 steam locomotive and tender, boxcar, gondola with 4 canisters, caboose, 3 straight FasTrack track sections, 8 curved FasTrack track sections, a FasTrack terminal section, CW-80 Transformer, "How-to" video guide, smoke fluid

LOCOMOTIVE FEATURES:

- Transformer controlled forward, neutral and reverse operation
- Air whistle in tender
- Operating headlight
- Operating coupler on rear of tender
- Powerful maintenance-free motor
- Traction tire
- Puffing smoke
- Die-cast metal locomotive body with metal frame and trucks

ROLLING STOCK FEATURES:

- Operating couplers
- Painted bodies
- Opening doors on boxcar
- Four removable canisters on gondola
- Metal brake wheels
- Minimum Radius: 0-27
- Length: 46 1/2"
- Layout dimensions: 40" x 60"

(6-31936) \$179.99

Southern Diesel Freight

The Southern Diesel Freight train thunders through Dixieland, its diesel horn blaring to warn motorists at grade crossings. Behind the powerful GP-38 locomotive parade a boxcar, a coal hopper, an operating searchlight car, and a caboose. Imagine the conductor inside the lighted caboose double-checking his way bills. With all that freight to unload, the crew will have to fire up the searchlight so that they can work through the night.

SET INCLUDES:

- GP-38 diesel locomotive, operating searchlight car, boxcar, coal hopper, caboose with lighted interior, 3 straight FasTrack track sections, 8 curved FasTrack track sections, a FasTrack terminal section, CW-80 Transformer, "How-to" video guide

LOCOMOTIVE FEATURES:

- Transformer controlled forward, neutral and reverse operation
- Operating diesel horn
- Operating headlight
- Dual operating couplers
- Dual powerful maintenance-free motors
- Two traction tires
- Metal frame

ROLLING STOCK FEATURES:

- Operating couplers
- Painted bodies
- Opening doors on boxcar
- Operating searchlight on searchlight car
- Lighted caboose interior
- Minimum Radius: 0-27
- Length: 49"
- Layout dimensions: 40" x 60"

(6-31938) \$229.99

ADVENTURE TRAIN SETS

Great Train Robbery

Stick 'em up! This train rushes across the hostile West, desperately trying to escape the dastardly clutches of this dangerous gang of gold-hungry varmints. Not far behind, a couple of members of the wild bunch frantically work the hand car to catch up to the powerful General-type locomotive—and the gold bullion stashed in the mini car behind it! Featuring a flatcar with horses and a Union Pacific Pony Express baggage car, this complete, ready-to-run set offers a strongbox full of adventures for the beginning model railroader.

SET INCLUDES:

- General-type steam locomotive and tender, mint car, flatcar with horses, baggage car, motorized hand car, 3 straight FasTrack sections, 8 curved FasTrack sections, a FasTrack terminal section, CW-80 Transformer, "How-to" instructional video guide, smoke fluid.

LOCOMOTIVE FEATURES:

- Transformer controlled forward, neutral and reverse operation
- Operating headlight
- Operating coupler on rear of tender
- Powerful maintenance-free motor
- Puffing smoke unit
- Two traction tires
- Durable locomotive body, frame, trucks and tender

ROLLING STOCK FEATURES:

- Die-cast metal trucks and operating couplers
- Painted bodies
- Air whistle in baggage car
- 4 horse figures and fencing on flat car
- Plated gold bullion load in mint car

HANDCAR FEATURES:

- Transformer controlled operation
- Maintenance-free powerful motor
- Durable frame and body
- 2 bandit figures pump the handle
- Minimum Radius: 0-27
- Length: Approx. 48 3/4"
- Layout dimensions: 40" x 60"

(6-31939) \$249.99

"Riding the Rails" Hobo Train Set

During the Great Depression, many men had to bend the rules to make ends meet, including hopping a free ride on an outbound freight. This new Lionel train set celebrates the adventuresome life of the carefree hobo. Tell stories around the flickering campfire, escape the clutches of a railroad bull or simply sit back and watch the world go by outside the boxcar door. Two tramps have even commandeered a hand car to catch up to their bindlestiff bearing comrades.

SET INCLUDES:

- Hudson steam locomotive and tender, Double door boxcar with figure, Hobo chase gondola, lighted caboose, Hobo handcar, Hobo campfire accessory, 3 straight FasTrack sections, 8 curved FasTrack sections, a FasTrack terminal section, CW-80 Transformer, "How-to" instructional video guide, smoke fluid.

LOCOMOTIVE FEATURES:

- Transformer controlled forward, neutral and reverse operation
- Realistic air whistle in tender
- Operating headlight
- Operating coupler on rear of tender
- Powerful maintenance-free motor
- Traction tire
- Puffing smoke unit
- Die-cast metal locomotive body

ROLLING STOCK FEATURES:

- Durable construction
- Operating couplers
- Painted bodies
- Metal brake wheels
- Double door boxcar with figure
- Painted Hobo figures on the chase gondola


HANDCAR FEATURES:

- Transformer controlled operation
- Maintenance-free powerful motor
- Durable frame and body
- Two hobo figures pump the handle

HOBO CAMPFIRE FEATURES:

- Five pewter figures
- Pewter cooking pot and campfire spit
- Two bright, flickering LEDs
- Durable base with removable mounting tabs
- On/Off switch concealed under the trash can
- Minimum Radius: 0-27
- Length: Approx. 47 3/8"
- Hobo Campfire dimensions: 5 1/2" diameter
- Layout dimensions: 40" x 60"

(6-31953) \$299.99





FasTrack

"How-to" video instruction guide included with each of these sets

ALL NEW TRACK AND TRANSFORMER

ALL NEW TRACK AND TRANSFORMER

ADVENTURE TRAIN SETS



Hobo Campfire included.



Hobo guitar player rides in boxcar.

RAILSOUNDS TRAIN SETS



"How-to" video instruction guide included with each of these sets

Fa**st**Track

ALL NEW TRACK AND TRANSFORMER



ALL NEW TRACK AND TRANSFORMER



ALL NEW TRACK AND TRANSFORMER

See page 84 for the Santa Fe Operating Searchlight Car



New York Central Flyer with RailSounds



New York Central Limited with RailSounds

New York Central Flyer with RailSounds

The New York Central Railroad was once one of the largest freight haulers in the United States. A boxcar with the famous New York Central "Early Bird" logo is included in this set. The tough die-cast metal locomotive equipped with the RailSounds sound system brings the Flyer to life with steam chuffing, whistle blowing and more.

SET INCLUDES:

- 4-4-2 steam locomotive and tender, boxcar, flatcar with stakes and bulkheads, caboose, 3 straight FasTrack track sections, 8 curved FasTrack track sections, a FasTrack terminal section, CW-80 Transformer, smoke fluid, "How-to" video instruction guide

LOCOMOTIVE FEATURES:

- Transformer controlled forward neutral and reverse operation
- RailSounds sound system with steam sounds, synchronized chuffing, crew announcements, brake squeal, steam whistle and bell
- Operating headlight
- Operating coupler on rear of tender
- Powerful, maintenance-free motor
- Traction tire
- Puffing smoke
- Die-cast metal locomotive body
- Durable tender body with metal frame and die-cast metal trucks

ROLLING STOCK FEATURES:

- Trucks with operating couplers
- Painted bodies
- Opening doors on boxcar
- Metal brake wheels
- Lighted Caboose interior
- Minimum Radius: 0-27
- Length: Approx. 46"
- Layout dimensions: 40" x 60"

(6-31940) \$249.99

New York Central Limited with RailSounds

The Limited is clad in the famous "Lightning Stripes" of New York Central's passenger fleet. Our celebrated FT diesel locomotive with two powerful motors leads a matched set of passenger cars. Each car features lighted, realistically detailed interiors. With the RailSounds sound system you get genuine diesel engine sounds, horn, bell and squealing brake sounds.

SET INCLUDES:

- EMD FT diesel locomotive, two individually numbered passenger coaches, observation car, 3 straight FasTrack track sections, 8 curved FasTrack track sections, a FasTrack terminal section, CW-80 Transformer, "How-to" video instruction guide

LOCOMOTIVE FEATURES:

- Transformer controlled forward, neutral and reverse operation
- RailSounds sound system with bell, horn, diesel engine revving and crew announcements
- Operating headlight
- Operating coupler on front
- Dual powerful, maintenance-free motors
- Four traction tires
- Die-cast metal trucks and pilot
- Metal frame
- Painted body
- Separately applied grab irons and ladders

PASSENGER CARS FEATURE:

- Die-cast metal trucks and operating couplers
- Painted bodies
- Authentically detailed interiors with seats and separate compartments
- Interior lighting
- Decorated drumhead on observation car
- Flexible diaphragms between cars
- Opening doors
- Minimum Radius: 0-27
- Length: Approx. 51"
- Layout dimensions: 40" x 60"

(6-31944) \$349.99

Santa Fe Super Freight with RailSounds

The legendary freight trains of the Atchison, Topeka and Santa Fe once fought through tough freight routes with names like Tehachapi and Cajon Pass. Puffing smoke and the realistic RailSounds sound system add even more action to the highly detailed 2-8-4 Berkshire steam locomotive.

A caboose with a lighted interior finishes the string of brightly painted freight cars. With a large layout of the all-new FasTrack track system and the powerful, new 80 watt CW-80 Transformer, this train set has the potential to grow into a full-fledged O gauge railroad empire.

SET INCLUDES:

- 2-8-4 Berkshire steam locomotive with tender, boxcar, single dome tank car, flatcar with semi trailer, caboose, 3 straight FasTrack track sections, 8 curved FasTrack track sections, a FasTrack terminal section, CW-80 Transformer, smoke fluid, "How-to" video instruction guide

LOCOMOTIVE FEATURES:

- Transformer controlled forward, neutral and reverse operation
- RailSounds sound system with steam sounds, synchronized chuffing, crew announcements, brake squeal, steam whistle and bell
- Operating headlight
- Powerful, maintenance-free motor
- Two traction tires
- Puffing smoke
- Die-cast metal locomotive body and frame
- Die-cast metal tender body and trucks
- Separately applied metal handrails

ROLLING STOCK FEATURES:

- Die-cast metal sprung trucks (caboose has die-cast metal trucks) and operating couplers
- Painted bodies
- Opening doors on boxcar
- Removable trailer on flatcar
- Metal brake wheels
- Lighted Caboose interior
- Minimum Radius: 0-27
- Length: Approx. 58"
- Layout dimensions: 40" x 60"

(6-31945) \$399.99



Santa Fe Super Freight with RailSounds

HOLIDAY SETS

Silver Bell Express Large Scale Christmas Train

Dressed in a frosty livery inspired by the chilly winter season, the classy Silver Bell Express graces the rails with three metal bells and a musical caboose in tow. The Large Scale Christmas Train Set includes a giant circle of track, a powerful transformer, and lots of holiday cheer! To expand your layout, see the Large Scale track and switches available on pages 130-131.

SET INCLUDES:

- 0-6-0 steam locomotive, gondola with bells, musical Christmas caboose, 12 pieces of curved Large Scale track, 40 watt transformer, one Santa Claus figure

LOCOMOTIVE FEATURES:

- Transformer controlled forward and reverse
- Powerful, maintenance-free motor
- Operating headlight
- Weather-resistant body and pilot
- Nickel-plated metal wheels
- Plated detail parts
- Removable roof for easy access to interior
- Santa Claus figure

ROLLING STOCK FEATURES:

- Weather-resistant construction
- Removable bells in gondola
- Musical caboose plays 12 of your favorite Christmas carols (nine-volt battery not included)
- Large Scale
- Length: Approx. 36"
- Layout dimensions: 51" diameter

(8-81024) \$199.99

Silver Bell Express Large Scale Christmas Train



Winter Wonderland Railroad Christmas Train

All aboard! The Winter Wonderland Railroad departs from the North Pole to all points south for the Christmas. Warm puffs of smoke waft into the frosty air above the Winter Wonderland 4-4-2 steam locomotive. Your favorite Christmas Carols play joyfully inside the boxcar, and Santa tries to escape the embrace of Mrs. Claus who appears to have consumed a little too much eggnog! The O Gauge Christmas Train features the all-new FasTrack track system and the powerful new CW-80 Transformer.

SET INCLUDES:

- 4-4-2 steam locomotive and tender, Christmas music boxcar, Santa and Mrs. Claus animated gondola, lighted caboose, 3 straight FasTrack track sections, 8 curved FasTrack track sections, a FasTrack terminal section, CW-80 Transformer, smoke fluid

LOCOMOTIVE FEATURES:

- Transformer controlled forward, neutral and reverse operation
- Realistic air whistle in tender
- Operating headlight
- Operating coupler on rear of tender
- Powerful, maintenance-free motor
- Traction tire
- Puffing smoke unit
- Die-cast metal locomotive body

ROLLING STOCK FEATURES:

- Operating couplers
- Painted bodies
- Metal brake wheels
- Musical boxcar plays 12 of your favorite Christmas carols (nine-volt battery not included)
- Painted Santa and Mrs. Claus figures on the animated gondola
- Minimum Radius: 0-27
- Length: Approx. 46"
- Layout dimensions: 40" x 60"

(6-31941) \$199.99



Winter Wonderland Railroad Christmas Train

Caboose plays 12 Christmas carols

ALL NEW
TRACK AND
TRANSFORMER



See pages 130-131 for separate sale straight track



See pages 130-131 for separate sale curved track



FastTrack



Large Scale Thomas the Tank Engine

Bring the excitement and adventure of the Island of Sodor to your home with the Large Scale Thomas the Tank Engine Set. Along for the journey are his faithful coaches Annie and Clarabel, as well as 2 Railway Workers, and of course Sir Topham Hatt. Thomas' moving eyes ensure that your journey on everyone's #1 engine is a safe one, and the removable roofs of Annie and Clarabel allow you to make sure all the passengers are "All Aboard". To expand your layout, see the Large Scale track and switches available on pages 134-135.

SET INCLUDES:

- Thomas the Tank Engine with 3 changeable faces, Annie, Clarabel, 3 play figures, 12 pieces of curved Large Scale track, 40 watt transformer

FEATURES:

- Transformer controlled forward and reverse
- Moving eyes on Thomas the Tank Engine
- Powerful, maintenance-free motor
- Nickel-plated metal wheels on Thomas the Tank Engine
- Weather-resistant construction for indoor/outdoor use
- Set of three removable faces
- Removable roofs on Thomas, Clarabel and Annie
- 3 play figures
- Large Scale
- Length: 38"
- Layout dimensions: 51" diameter

(8-81027) \$199.99



©2003 Gullane (Thomas) Limited



PREMIUM TRAIN SETS

Union Pacific Burro Crane Set

Dressed in the silver Maintenance of Way livery of the Union Pacific, the Burro Crane makes its way down the mainline with track gondolas in tow. This road will be back in service in no time. The animated action of a classic Lionel Burro Crane leads this M.o.W. expedition. Two clip-on track actuators are included to change the direction of the crane. With the flick of a switch, the crane stops and the cab rotates back and forth automatically.

SET INCLUDES:

Powered burro crane, one gondola with rail sections and one gondola with track ties, two track actuators

BURRO CRANE FEATURES:

- Forward and reverse operation
- Rotating cab
- Manually controlled boom and winch
- Fixed couplers
- Powerful Pullmor motor
- Metal frame
- Durable painted body


GONDOLAS FEATURE:

- Die-cast metal sprung trucks and operating couplers
- Durable painted bodies
- Nine rail sections
- Nine track ties
- Minimum Radius: 0-27"
- Length: Approx. 25"

(6-31706) \$249.99



NEW



Fire Rescue Set

A billowing column of smoke rises in the distance, and cries for help fill the air. The fire chief realizes that this is a blazing four alarm fire, and he knows that he needs to get the right equipment on site as soon as possible; life and property are at stake! Fortunately, a mighty Hudson locomotive stands ready with everything needed to fight the fire: a tank car full of water, a flatcar with a fire engine, a rescue car, a fire car, and a stretcher caboose to treat the injured. Here's the chance to save the day—blow the whistle and rush to the rescue!

SET INCLUDES:

- Hudson steam locomotive and tender, rescue car, tank car, flatcar with fire engine, fire car, and stretcher caboose

LOCOMOTIVE FEATURES:

- Transformer controlled forward, neutral and reverse operation
- RailSounds sound system with steam sounds, synchronized chuffing, crew announcements, brake squeal, steam whistle and bell
- Operating headlight
- Powerful maintenance-free motor
- Two traction tires
- Puffing smoke unit
- Die-cast metal locomotive and tender bodies, metal frames and die-cast metal trucks

ROLLING STOCK FEATURES:

- Die-cast metal trucks and operating couplers
- Durable painted bodies
- Lighted tool car interior
- Corgi™ die-cast metal Seagrave fire truck on flatcar with Lionelville Fire Department graphics
- Flashing light, rotating fireman, and telescoping ladders on the fire car
- Lighted stretcher caboose interior
- Minimum Radius: 0-27
- Length: 64"

(6-31715) \$349.95

C&O Diesel Freight Train Set

Throughout its history the Chesapeake & Ohio Railroad had been known for conquering tough Appalachian grades and for tackling heavy freight consists from around the country. C&O freight trains moved merchandise from the northern Great Lakes to the southern tidewater seaports. In 1949, the C&O began its switch from steam to diesel power. During the early 1950s the railroad purchased its first GP-9 from General Motors' ElectroMotive Division. The locomotive proved so successful that the C&O had ordered a total of 363 units by 1957.

The Chesapeake & Ohio Freight Train Set celebrates the power of both the C&O and one of the toughest locomotives of the early diesel era. Heading this new freight train set is a dual-motored Lionel GP-9 diesel locomotive featuring a realistic operating horn and bright directional lighting. A Standard O ACF 40 ton Stock Car, like those first introduced in Lionel Classic Trains Vol. II, 2001, featuring four removable cow figures, highlights the rolling stock of this set. A classic bay window caboose with interior lighting brings up the rear.

SET INCLUDES:

- GP-9 diesel locomotive, Standard O ACF 40 ton stock car, single dome tank car, flatcar with semi trailer, bay window caboose

LOCOMOTIVE FEATURES:

- Transformer controlled forward, neutral and reverse operation
- Operating diesel horn
- Directional lighting including operating headlights
- Operating strobe light
- Two operating couplers
- Dual powerful, maintenance-free motors
- Four traction tires
- Die-cast metal trucks, fuel tank and pilots
- Metal frame and handrails
- Durable painted body
- Separately applied grab irons

ROLLING STOCK FEATURES:

- Die-cast metal sprung trucks and operating couplers (caboose has die-cast metal trucks)
- Standard O ACF 40 ton stock car includes die-cast metal realistic operating couplers with hidden uncoupling tab
- Durable painted bodies
- Opening doors on stock car with four detailed cow figures
- Removable trailer on flatcar
- Interior lighting in caboose
- Minimum Radius: 0-31
- Length: Approx. 55 1/2"

(6-31707) \$349.99

Phantom Locomotive and Passenger Cars

By the 1920s, the automobile was steadily growing in popularity as a means of transporting passengers and hauling freight. It was clear that this revolution would threaten the railroad industry.

In Pratt's Hollow, Missouri, a clandestine group of professional railroad designers secretly collaborated to develop a modern locomotive that would triumph over the automobile by employing many new technologies in the design of railroad equipment. To the Pratt's Hollow group, efficiency was paramount in competing with the auto industry, but not at the expense of style. Until the designs were completed and patented, these new ideas were carefully guarded from public knowledge. Unfortunately, this never happened.

Had the Pratt's Hollow tale been true, who knows what would've been whooshing down the rails today. The Phantom passenger cars and Phantom III locomotive all include eerie interior illumination. The Phantom III, like the previous Phantom and Phantom II, features unique sound effects specially designed for these fantastical locomotives.

PHANTOM III

- TrainMaster Command Control equipped—able to run in both Command Control Mode or in Conventional Transformer Control Mode
- RailSounds sound system with eerie "Phantom" locomotive sounds
- Directional lighting including operating headlights
- Powerful Pullmor motor
- Magne-Traction track gripping system
- Two traction tires
- Metal frame
- Metal trucks with durable streamlined skirting
- ElectroCoupler on rear
- Durable painted body
- Interior lighting
- Minimum Radius: 0-31
- Length: 14"

(6-18516) \$349.95

PHANTOM III PASSENGER CAR 4-PACK

- Metal trucks with durable streamlined skirting
- Die-cast metal operating couplers
- Metal frames
- Durable painted bodies
- Interior lighting
- Minimum Radius: 0-31
- Length: Single car: 14 1/8"
Set: 56 1/2"

(6-15507) Phantom III Passenger Car 4-Pack \$349.95





#943 Exploding Ammo Dump included with the Missile Launch Train Set



See page 89 for the all-new Missile Launch Sound Car



Missile Launch Train Set

First introduced in 1959, the Missile Launch Train Set remains a favorite among Lionel space and military collectors. With the Lionel Missile Launch Train Set, you have all you need to defend your layout from attack. The engine is equipped with four missiles, set to launch at your command. Launch your chopper at the push of a button for a reconnaissance mission. Supporting the action are a stretcher caboose and two flatcars, loaded with more missiles. With the addition of the TrainMaster Command Control system, the #44 locomotive's missiles can be launched with the push of a button on the CAB-1 Remote Controller.

Add the all-new Missile Launch Sound Car for realistic sound effects synchronized to the action of the Missile Launch Set. Launch your missiles and destroy the exploding ammo dump with a direct hit! The Lionel Missile Launch Train Set—a real blast from the past!

SET INCLUDES:

- #44 missile launcher locomotive, #3419 helicopter launch car with launching helicopter, #6844 flatcar with missiles, #6823 flatcar with missiles and cradles with elastic tie-downs, #6814 stretcher caboose with oxygen tanks and figure, and #943 exploding ammo dump

LOCOMOTIVE FEATURES:

- TrainMaster Command Control—able to run in Command Control Mode or in Conventional Transformer Control Mode
- Missile launching function via TMCC CAB-1 Remote Controller or with Remote Control Track (sold separately, see pages 94-95)
- Operating headlights
- Operating red light on roof
- ElectroCoupler on rear of locomotive
- Powerful Pullmor motor
- Magne-Traction track gripping system
- Metal frame
- Durable construction
- Operator figure
- Four white missiles
- Postwar plaque

ROLLING STOCK FEATURES:

- Die-cast metal spring trucks
- Durable, painted bodies
- Removable missiles on missile flatcars
- Launching helicopter on #3419 helicopter launch car (Remote control track required, sold separately)
- Postwar plaques

- Minimum Radius: 0-27
- Length: Approx. 54 1/2"

{6-21788} \$449.95

Burlington Northern Coal Train Set

Unit coal trains provide one of the most important resources in railroading. Seemingly endless strings of coal cars carry their load of black diamonds to power plants around the country. Out west, the mighty Burlington Northern reigned supreme. They favored the aluminum bathtub gondola, such as those built by Johnstown America, for coal hauling as they saved weight yet did not sacrifice strength. They used powerful diesel locomotives like the SD-70MAC to pull their unit coal trains across Big Sky country.

The SD-70MAC is a 4,000 horsepower brute that proved well-suited to haul a mile long train. General Motors introduced the SD-70MAC in 1992. The TMCC-equipped Lionel version of this modern freighter includes the Odyssey System for speed control and the RailSounds sound system featuring some of the most realistic diesel locomotive effects in O gauge railroading. The brilliant green paint scheme includes sharp graphics and accurate readable warning stencils.

Each bathtub gondola features the revolutionary Lionel rotary coupler (patent pending). When used with the Lionel Rotary Coal Tipple operating accessory (See Lionel Classic Trains vol. 1 2002), the bathtub gondolas function just like the prototype. Without uncoupling, each car is rotated and unloaded. In the tradition of modern caboose-less railroading, a flashing red End-of-Train-Device is mounted on the rear of the last car.

SET INCLUDES:

- One SD-70MAC diesel locomotive, one double rotary coupler bathtub gondola, four single rotary coupler bathtub gondolas, one single rotary coupler gondola with a flashing End-of-Train-Device



LOCOMOTIVE FEATURES:

- TrainMaster Command Control equipped—able to run in both Command Control Mode or in Conventional Transformer Control Mode
- RailSounds sound system with CrewTalk communication and TowerCom announcements
- Odyssey System for speed control
- Directional lighting including operating headlights
- Two ElectroCouplers
- Dual powerful, maintenance-free motors with momentum flywheels
- Fan-driven smoke unit
- Four traction tires
- Die-cast metal trucks, pilots and fuel tank
- Metal frame and handrails
- Durable painted body
- Separately applied details
- Lighted number boards
- Lighted cab interior
- Engineer figures

BATHTUB GONDOLAS FEATURE:

- Die-cast metal sprung trucks and operating couplers
- Durable, painted bodies
- Metal brake wheels
- Minimum Radius: O-31
- Length: Locomotive: 18"
Single bathtub gondola: 11 3/4"
Set: Approx. 88 1/2"

(6-31710) \$649.99

NEW



PREMIUM TRAIN SETS



Flashing End-of-Train Device



**Postwar Celebration Series
#1563W Wabash Freight Set**

Christmas morning, 1956. Under the tree, a big, brightly wrapped box awaits a wide-eyed child. One was a very lucky boy indeed if he received the #1563W Wabash F-3 Freight Set. An action-packed consist, including a bright searchlight car, operating barrel car and the famed Evans auto loader, was pulled by the legendary Lionel F-3 diesel. This set is still prized by Lionel collectors to this day.

The new Postwar Celebration Series #1563W Wabash Freight Set is inspired by the original classic with authentically reproduced colors and graphics. Many of the pieces are carefully manufactured with the same 1956 vintage tooling. The #6357 caboose is the first of its type offered with a metal frame and ends since the original issue. The #3620 Searchlight Car includes remote control operation. Adjust the searchlight's brightness level and how fast or slow the light rotates via a Remote Control Track section (sold separately).

The Wabash F-3 A-unit is powered by dual Pullmor motors with the Magne-Traction track gripping system. The TrainMaster Command Control system and the RailSounds sound system bring even more excitement to this classic set. Each car and locomotive includes a Postwar plaque and special Postwar Celebration Series packaging.

SET INCLUDES:

- Wabash F-3 powered A-unit, Wabash F-3 non-powered B-unit, #6467 flatcar with stakes and bulkheads, #3562-50 operating barrel car, #3620 die-cast metal operating searchlight car, #6414 Evans auto loader, #6357 caboose



NEW





WABASH F-3 POWERED A-UNIT AND NON-POWERED B-UNIT FEATURE:

- TrainMaster Command Control equipped—able to run in Command Control Mode or in Conventional Transformer Control Mode
- RailSounds sound system with CrewTalk communication and TowerCom announcements
- Directional lighting including operating headlight on powered A-unit and operating back-up light on non-powered B-unit
- Front ElectroCoupler on powered A-unit and rear ElectroCoupler on non-powered B-unit
- Dual powerful Pullmor motors in powered A-unit
- Magne-Traction track gripping system on powered A-unit
- Die-cast metal trucks, frames, pilot and fuel tank
- Durable painted bodies
- Lighted cab interior in powered A-unit
- Engineer figures in powered A-unit
- Postwar plaques

ROLLING STOCK FEATURES:

- Die-cast metal sprung trucks (Barrel car, searchlight car and caboose have die-cast metal trucks) and operating couplers
- Durable painted bodies
- Postwar plaques
- #6467 flatcar includes durable bulkheads and metal stakes
- #3562-50 operating barrel car features a metal barrel channel with six wooden barrels
- #3620 operating searchlight car features a die-cast metal body and remote control operation to adjust brightness level and rate of rotation
- #6414 Evans auto loader features metal superstructure and four durable cars
- #6357 caboose features interior lighting with metal frame and ends
- Minimum Radius: O-31
- Length: Approx. 75 1/8"

(6-31711) \$699.99



Freedom Train

In 1946, although Americans were still celebrating the victory in World War II, they had to contend with postwar economic problems and signs of a coming cold war with the Soviet Union. To prepare the people for the times ahead, Attorney General Tom C. Clark and others in the government promoted a movement to re-dedicate citizens to the blessings and values of the American system. The Freedom Train was the showpiece of this National Education Program. Along for the ride were two dozen U.S. Marines to provide security for the train's priceless cargo. Running from September 17, 1947 until January 22, 1949, the Freedom Train carried over 100 of the nation's most important documents to cities and towns in each of the then 48 states. These documents included the Declaration of Independence, the Bill of Rights and the United Nations Charter. During its trip around the country, the rolling exhibit received 3,521,841 visitors.

Some of the greatest names in railroading donated equipment to the project. The American Locomotive Company and General Electric provided one of their modern 2000 horsepower PA-1 passenger diesel locomotives. Specially modified cars were provided by the Atchison, Topeka & Santa Fe Railway, Pennsylvania Railroad and the Pullman Car Manufacturing Company.

Our O gauge version of this special train honors a very unique piece of American and railroading history. An all-new ALCo PA-1 diesel locomotive pulls four Heavyweight Passenger Cars with detailed interiors, including two all-new Heavyweight Sleeper Cars. The locomotive's horn even blows the first few notes of the *Star Spangled Banner* just like the prototype. The locomotive and passenger cars all feature many separately applied details including brass eagles, Freedom train signs, the Great Seal of the United States and the seal of the American Heritage Foundation.

SET INCLUDES:

- One ALCo PA-1 diesel locomotive, one baggage car, two all-new sleeper cars, one observation car

FREEDOM TRAIN



NEW



Concept model shown

PREMIUM TRAIN SETS



LOCOMOTIVE FEATURES:

- TrainMaster Command Control equipped—able to run in Command Control Mode or in Conventional Transformer Control Mode
- RailSounds sound system with CrewTalk communication and TowerCom announcements
- Horn blows the first few notes of the *Star Spangled Banner* just like the prototype
- Odyssey System for speed control
- Directional lighting including LED headlights and operating marker lights
- Front ElectroCoupler
- Dual powerful, maintenance-free motors with momentum flywheels
- Four traction tires
- Fan-driven smoke unit
- Die-cast metal pilots, trucks and fuel tank
- Metal frame
- Durable, painted body
- Separately applied metal details
- Lighted number boards
- Lighted cab interior
- Engineer figures

HEAVYWEIGHT PASSENGER CARS

FEATURE:

- Die-cast metal trucks and operating couplers
- Metal frames
- Durable, painted bodies
- Authentically detailed interiors
- Interior lighting with ON/OFF control
- Opening doors
- Passenger figures
- Flexible diaphragms between cars
- Lighted drumhead on observation car
- Minimum Radius: 0-54
- Set length: Approx. 88 1/2"

(6-21791) \$799.99



Alton Limited Passenger Train Set

The Chicago & Alton Railroad was a pioneer of luxury passenger service. In the nineteenth century, the first sleeper cars and the first true dining cars saw service on the C & A. Since the turn of the twentieth century, the railroad's premier run between Chicago and St. Louis was named the Alton Limited, often referred to as the "red train" because of its trademark livery. In 1924, although on the verge of bankruptcy, the C & A updated the Alton Limited into a railroading legend. A fast, Pacific type locomotive pulled a brand new set of Pullman steel-sided heavyweight cars, all painted in matching shades of maroon and red. Inside, the cars featured luxurious rosewood, plush green fabrics and even Venetian blue smoking couches. From its debut at Chicago's then under-construction Union Station, the "new" Alton Limited held the title "Handsomest Train in the World." In the tradition of the Blue Comet Passenger Set, Lionel presents an O gauge version of the 1924 Alton Limited.

A scale-sized Pacific type locomotive, fully featured and painted in "red train" livery, heads the Lionel Alton Limited Passenger Train Set. Matching heavyweight passenger cars include decorated and detailed interiors. Each car has a switch underneath for control of the interior lighting. A lighted "Alton Limited" drumhead and plated railing on the observation car deck finish off this very special train.

Add the new Alton Limited Heavyweight 2-Pack and Alton Limited StationSounds Diner for an even more impressive consist. See pages 56-57.

SET INCLUDES:

- 4-6-2 Pacific locomotive and tender, heavyweight combination car, two heavyweight coaches and heavyweight observation car

LOCOMOTIVE FEATURES:

- TrainMaster Command Control equipped—able to run in Command Control Mode or in Conventional Transformer Control Mode
- RailSounds sound system with CrewTalk communication, TowerCom announcements and DynaChuff synchronized chuffing
- Odyssey System for speed control
- Wireless Tether connection between locomotive and tender
- Operating headlight
- Operating classification lights on locomotive and marker lights on tender
- ElectroCoupler on rear of tender
- High-torque Pittman® motor with momentum flywheel
- Two traction tires
- Fan-driven smoke unit with improved smoke output
- Die-cast metal locomotive body, frame and trucks
- Die-cast metal tender body and trucks
- Separately applied metal details
- Accurate, separately applied builder's plates
- Authentically detailed cab interior
- Glowing firebox in cab
- Cab window glass
- Engineer and fireman figures

HEAVYWEIGHT PASSENGER CARS FEATURE:

- Die-cast metal trucks and operating couplers
- Metal frames
- Durable painted bodies
- Authentically detailed interiors
- Interior lighting with ON/OFF control
- Opening doors
- Passenger figures
- Flexible diaphragms between cars
- Lighted drumhead on observation car

- Minimum Radius: 0-54
- Set length: 98"

(6-31704) \$1399.95

T H E A



ALTON LIMITED



See pages 56-57 for the new Alton Limited Heavyweight 2-Pack and the new Alton Limited StationSounds Diner





Union Pacific ALCo PA Passenger Train Set

The Union Pacific Railroad pioneered high-speed passenger streamliners in the 1930s. After World War II, streamlined passenger cars were still a preferred means of travel. In 1947, Union Pacific took delivery of the new 2000 horsepower ALCo PA passenger diesel locomotive. The powerful PA's streaked across the West leading long Armour Yellow and Gray Mist colored trains. The new Lionel Union Pacific ALCo PA Passenger Train Set recreates the exciting style of these classic streamliners. An all-new ALCo PA A-B-A set pulls seven newly detailed aluminum passenger cars. The Union Pacific livery includes car names taken from the famed 1950 Lionel Anniversary Set. The new Union Pacific ALCo PA Passenger Train Set promises to live up to its inspiration.

The PA locomotive was the pride and joy of the American Locomotive Company during the postwar years. Lionel designers strove for accuracy and reliable performance in creating this new model of ALCo's "Glamour Girl". Produced from all-new tooling the ALCo PA A-units and PB B-units feature many accurate separately applied details such as see-through screens and pivoting diaphragms on the rear doors. The TrainMaster Command Control system, RailSounds sound system and the Odyssey System for speed control highlight the high performance features.

The aluminum passenger cars have detailed, lighted interiors with many all-new features for 2003, including separately applied streamlined vestibule details including a working rubber diaphragm and separately applied roof vents and grab handles. The cars ride on all-new highly detailed die-cast metal sprung trucks. The offset vista dome is also a new floor plan for 2003. An aluminum StationSounds diner is included for the added realism of arrival/departure calls, en route announcements and more. This all-new Lionel train set includes everything needed for one of the most exciting passenger train experiences available in O gauge.

SET INCLUDES:

- One all-new powered ALCo PA A-unit, one all-new non-powered ALCo PB B-unit, one all-new non-powered ALCo PA A-unit, one aluminum baggage car, one aluminum combo car, one aluminum StationSounds diner, one aluminum coach, two all-new aluminum offset vista dome coaches, one aluminum observation car

ALL-NEW ALCO PA POWERED A-UNIT AND NON-POWERED UNITS FEATURE:

- Produced from all-new tooling
- TrainMaster Command Control equipped—able to run in Command Control Mode or in Conventional Transformer Control Mode
- RailSounds sound system with CrewTalk communication and TowerCom announcements
- Odyssey System for speed control
- Directional lighting including LED headlights and operating marker lights on powered and non-powered A-units
- ElectroCouplers on the front of both the powered and non-powered A-units
- Dual powerful, maintenance-free motors with momentum flywheels in the powered A-unit
- Four traction tires
- Fan-driven smoke unit in the powered and non-powered A-units
- Die-cast metal trucks, pilot and fuel tanks
- Metal frames
- Durable painted bodies
- Separately applied metal details
- Lighted number boards
- Lighted cab interiors in the powered A-unit
- Engineer figures in the powered A-unit

ALUMINUM PASSENGER CARS FEATURE:

- All-new die-cast metal sprung trucks and operating couplers with hidden uncoupling tab
- All-new separately applied metal details including roof vents and grab handles
- All-new detailed end vestibules
- Metal frames
- Extruded aluminum bodies
- Authentically detailed interiors
- Passenger figures
- Interior lighting with ON/OFF control
- Lighted drumhead on observation car
- Minimum Radius: O-31
- Length: Approx. 153 3/4"

(6-31712) \$1599.99

Concept model shown



NEW



CAD drawing of newly designed, separately applied vestibule



World of Disney Train Set

All aboard! Next stop, the wonderful World of Disney. This brightly colored train set features a locomotive and rolling stock emblazoned with your favorite Disney characters.

SET INCLUDES:

- General-type steam locomotive and tender, reefer, vat car, caboose, 3 straight FasTrack track sections, 8 curved FasTrack track sections, a FasTrack terminal section, CW-80 Transformer, smoke fluid, custom Disney packaging

LOCOMOTIVE FEATURES:

- Transformer controlled forward, neutral and reverse operation
- Operating headlight
- Operating coupler on rear of tender
- Powerful maintenance-free motor
- Traction tire
- Puffing smoke unit
- Durable locomotive body with metal frame and trucks

ROLLING STOCK FEATURES:

- Operating couplers
- Painted bodies
- Vat Car with four decorated vats
- Caboose with interior illumination
- Metal brake wheels
- Minimum Radius: 0-27
- Length: Approx. 42 3/8"
- Layout dimensions: 40" x 60"

Mickey Hi-Cube Boxcar

Hop aboard the Mickey Railroad with this Hi-Cube Boxcar.

FEATURES:

- Die-cast metal sprung trucks and operating couplers
- Painted body
- Custom Disney packaging
- Minimum Radius: 0-27
- Length: 10 1/2"

Speedboat Willie Flatcar with Boat

In celebration of Mickey's first appearance, here's a contemporary take on the cartoon that started it all!

FEATURES:

- Die-cast metal sprung trucks and operating couplers
- Painted body
- Metal brake wheel
- Painted detailed motorboat
- Custom Disney packaging
- Minimum Radius: 0-27
- Length: 11"



(6-31947) World of Disney Train Set \$299.99

(6-36257) Mickey Hi-Cube Boxcar \$49.95

(6-26049) Speedboat Willie Flatcar with Boat \$54.99



(6-36744) Little Mermaid Aquarium Car \$64.95

(6-36745) Toy Story Animated Gondola \$59.99

(8-87216) Mickey and Goofy LS Handcar \$119.95

(6-18476) Mickey and Minnie Handcar \$59.99

Toy Story Animated Gondola

Watch as Woody and Buzz Lightyear chase each other around this colorful car.

FEATURES:

- Die-cast metal trucks and operating couplers
- Painted body
- Woody and Buzz Lightyear figures chase each other around car
- Custom Disney packaging
- Minimum Radius: 0-27
- Length: 10 1/2"

Mickey and Minnie Handcar

Take a romantic ride on the rails with Mickey and Minnie on their own personal handcar.

FEATURES:

- Powerful maintenance-free motor
- Painted body
- Traction tire
- Mickey and Minnie figures with articulated arms
- Custom Disney packaging
- Minimum Radius: 0-27
- Length: 4"

Little Mermaid Aquarium Car

Watch Ariel as she swims around her Aquarium Car with all of her undersea friends!

FEATURES:

- Die-cast metal trucks and operating couplers
- Painted body
- Metal frame
- Interior light
- Moving, decorated belt
- Custom Disney packaging
- Minimum Radius: 0-27
- Length: 10 1/4"

Mickey and Goofy Large Scale Handcar

For Large Scale fans, there's nothing better than watching Mickey and his pal Goofy ride the rails.

FEATURES:

- Powerful maintenance-free motor
- Painted body
- Nickel-plated wheels
- Mickey and Goofy figures with articulated arms
- Compatible with most popular Large Scale trains
- Custom Disney packaging
- Minimum Radius: Large Scale
- Length: 8"

STEAM LOCOMOTIVES

Wabash 4-4-2 Steam Locomotive and Pennsylvania 4-6-4 Hudson Steam Locomotive

Puffing smoke and a lonely whistle signal the days of railroading gone by. Every railroad needs a strong stable of iron horses, such as these two value-priced classics. Each locomotive easily negotiates tight O-27 curves and is matched to pull traditional Lionel rolling stock. The Pennsylvania 4-6-4 Hudson features the additional excitement of the RailSounds sound system, providing an easy way to bring the realistic sounds of the real railroad to life on any layout. Matching cabooses are available on pages 78-79.

2-8-4 Berkshire Steam Locomotives

Once hailed by the railroading world as Superpower, 2-8-4 Berkshires hauled fast freight and the nation's quickest Limiteds. Lionel 2-8-4 Berkshire steam locomotives can steam around curves as tight as O-27, negotiating virtually any O gauge layout. Each detailed boiler and tender is built of tough die-cast metal. The Lionel 2-8-4 Berkshire steam locomotives are powered by durable maintenance-free motors, ensuring years of reliable performance. Both locomotives offer the added realism of the RailSounds sound system. Finish up a freight consist with a matching caboose found on pages 78-79 or pull an exciting passenger train of matching streamliner cars found on pages 56-57.

WABASH 4-4-2 STEAM LOCOMOTIVE FEATURES:

- Transformer controlled forward, neutral and reverse operation
- Operating headlight
- Operating coupler on rear of tender
- Powerful, maintenance-free motor
- Traction tire
- Puffing smoke unit
- Die-cast metal locomotive body with metal frame and trucks
- Durable tender with air whistle
- Minimum Radius: O-27
- Length: 18 1/2"

PENNSYLVANIA 4-6-4 HUDSON AND 2-8-4 BERKSHIRE STEAM LOCOMOTIVES FEATURE:

- Transformer controlled forward, neutral and reverse operation
- RailSounds sound system with steam sounds, synchronized chuffing, crew announcement, brake squeal, steam whistle and bell
- Operating headlight
- Operating coupler on rear of tender
- Powerful, maintenance-free motor
- Two traction tires
- Puffing smoke unit
- Die-cast metal locomotive body with metal frame and trucks
- Die-cast metal tender body and trucks with a metal frame
- Minimum Radius: O-27
- Length: 19 1/2"

(6-28625) Wabash 4-4-2 \$99.99

(6-28626) Pennsylvania 4-6-4 Hudson \$199.99

(6-28627) Chesapeake & Ohio 2-8-4 Berkshire \$229.99

(6-28628) Louisville & Nashville 2-8-4 Berkshire \$229.99



4-6-2 Pacific Steam Locomotives

When first introduced around the turn of the 20th century, the Pacific type steam locomotive was the thoroughbred of the high iron. Now this race horse of the rails is available as the lowest priced TrainMaster Command Control equipped Lionel steam locomotive ever offered. Although these steamers perform beautifully with a conventional transformer, they really shine when operated with the TrainMaster Command Control System. Unlock additional features and enhanced performance with the industry-standard in O gauge remote control operation. Able to handle O-27 curves, these detailed, die-cast metal steamers can bring TMCC remote control to virtually any layout.

See pages 118-121 for the components required to set up the TrainMaster Command Control system on your layout.

FEATURES:

- TrainMaster Command Control equipped—able to run in Command Control Mode or in Conventional Transformer Control Mode
- RailSounds sound system with CrewTalk communication and TowerCom announcement
- Directional lighting including operating headlight and back-up light on rear of tender
- ElectroCoupler on rear of tender
- Powerful, maintenance-free motor
- Two traction tires
- Puffing smoke unit
- Variable firebox glow
- Die-cast metal locomotive, tender body and trucks
- Minimum Radius: O-27
- Length: 19 3/4"

(6-38067) Milwaukee Road \$349.99

(6-38068) Western Maryland \$349.99



LIONMASTER

LionMaster Pennsylvania T-1 Duplex and LionMaster Challengers

The Lionel LionMaster series brings the giants of the rails to layouts with tight 0-31 curves. LionMaster locomotives are fully featured with a level of detailing, including many separately applied parts, unsurpassed by any other line of semi-scale sized locomotives. Great care is taken when designing the proportions of each LionMaster locomotive to ensure that they look correct and run great. From the shark-nose style of the Pennsylvania T-1 Duplex to the famed 4-6-6-4 Challengers, the LionMaster series gives everyone the opportunity to own a legend.

FEATURES:

- TrainMaster Command Control equipped—able to run in Command Control Mode or in Conventional Transformer Control Mode
- RailSounds sound system with CrewTalk communication, TowerCom announcement and DynaChuff synchronized chuffing
- Odyssey System for speed control
- Wireless Tether connection between locomotive and tender
- Directional lighting including operating headlight, operating classification lights and back-up light on rear of tender
- ElectroCoupler on rear of tender
- Dual powerful, maintenance-free motors with momentum flywheels
- Four traction tires
- Fan-driven smoke unit
- Die-cast metal locomotive body, pilot and trucks
- Die-cast metal tender body and trucks
- Separately applied metal details
- Accurate, separately applied builder's plates
- Authentically detailed cab interior
- Flickering firebox in cab (T-1 Duplex has glowing firebox)
- "Glass" in cab windows
- Engineer and fireman figures
- Minimum Radius: 0-31
- Length: Pennsylvania T-1 Duplex: 27"
Challengers: 27 3/4"



- (6-38020) Pennsylvania T-1 Duplex \$699.95
- (6-38021) Western Pacific Challenger \$799.95
- (6-38022) Western Maryland Challenger \$799.95
- (6-38023) Union Pacific Challenger \$799.95



0-8-0 Steam Locomotives

Although built in the early twentieth century, 0-8-0 steam locomotives performed switching duties well into the 1950s. The scale-sized Lionel 0-8-0 steam locomotives are fully featured, including a special DynaChuff synchronized chuffing sound which accurately reflects a hard-working steam switcher at four chuffs per revolution. For more realism and optimum performance, TMCC-equipped Lionel 0-8-0s also include a Wireless Tether connection between the locomotive and tender. The 0-8-0s are available in Great Northern, Norfolk & Western and Nickel Plate Road liveries.

FEATURES:

- TrainMaster Command Control equipped—able to run in Command Control Mode or in Conventional Transformer Control Mode
- RailSounds sound system with CrewTalk communication, TowerCom announcement and DynaChuff synchronized chuffing
- Odyssey System for speed control
- Wireless Tether connection between locomotive and tender
- Directional lighting including operating headlight and operating back-up light on tender
- Dual ElectroCouplers
- Powerful maintenance-free motor with momentum flywheel
- Two traction tires
- Fan-driven smoke unit
- Die-cast metal locomotive body, trucks and pilot
- Die-cast metal tender body and trucks
- Separately applied metal details
- Accurate, separately applied builder's plates
- Detailed cab interior
- "Glass" in cab windows
- Lighted cab interior
- Glowing firebox in cab
- Engineer and fireman figures
- Minimum Radius: 0-31
- Length: 18"

(6-38046) Great Northern \$649.99
 (6-38047) Norfolk & Western \$649.99
 (6-38048) Nickel Plate Road \$649.99





LionMaster New York Central J3a Hudson and LionMaster Norfolk & Western Class A Steam Locomotives

Two all-new steam power icons join the LionMaster roster in 2003, the New York Central J3a Hudson and the Norfolk & Western Class A. During its glory years, the Hudson 4-6-4 was the symbol of the New York Central Railroad. In the late 1930s the type reached its zenith with the introduction of the J3a, the so-called super Hudson. They hauled the most prestigious passenger trains on the system, such as the Twentieth Century Limited. Rolling out of the Norfolk & Western's Roanoke Shops in 1936, the Class A 2-6-6-4 articulated steam locomotives moved mainline freight and even some passenger consists for over 20 years. The Class A could haul a 7000 ton train at 70 m.p.h producing 6300 horsepower in the process.

Each TMCC-equipped locomotive includes features such as the RailSounds sound system, the Odyssey System for speed control and a Wireless Tether connection between the locomotive and tender. Both locomotives are designed for maximum performance on curves as tight as 0-31.

FEATURES:

- TrainMaster Command Control equipped—able to run in Command Control Mode or in Conventional Transformer Control Mode
- RailSounds sound system with CrewTalk communication and TowerCom announcements
- Odyssey System for speed control
- Wireless Tether connection between locomotive and tender
- Directional lighting including operating headlight, marker lights and back-up light on rear of tender
- ElectroCoupler on rear of tender
- Dual powerful, maintenance-free motors (J3a Hudson has single motor)
- Four traction tires (J3a Hudson has two traction tires)
- Fan-driven smoke unit

- Die-cast metal locomotive body, pilot and trucks
- Die-cast metal tender body and trucks
- Separately-applied metal details
- Accurate, separately-applied builder's plates
- Authentically detailed cab interior
- Variable ashpan glow
- Glowing firebox in cab
- "Glass" in cab windows
- Engineer and fireman figures
- Minimum Radius: 0-31
- Length:

LionMaster New York Central J3a Hudson: Approx. 22"

LionMaster Norfolk & Western Class A: 27"

(6-38045) LionMaster New York Central J3a Hudson \$599.99

(6-38049) LionMaster Norfolk & Western Class A \$799.99

NEW

Concept model shown

NEW



LIONMASTER

STEAM LOCOMOTIVES



Berkshire Steam Locomotives

The Nickel Plate Road, Erie, and Pere Marquette railroads were all controlled by real estate magnates, Otis P. and Mantis J. Van Sweringen. Nothing but the finest motive power would do for the Van Sweringen brothers' railroads and the fast, powerful new 2-8-4 Berkshire type was their choice for a freight workhorse. First created in 1925 by William E. Woodard, chief designer for the Lima Locomotive Works, the 2-8-4 Berkshire typified the new locomotive design concept dubbed "Superpower."

Rather than just increase boiler dimensions and adhesion weight, as had been common practice, the "Superpower" concept focused on increasing the steaming capacity of a locomotive of a given size. The four wheel trailing truck pioneered on the 2-8-4 Berkshires was a revolutionary improvement to that end. This new type of trailing truck could support a larger firebox thereby generating more steam and more power. The scale-sized Lionel Berkshires capture the look of this late steam era classic with distinctive separately applied details and performance worthy of the prototype. Two new FatBoy speakers with the improved RailSounds sound system and improved smoke output provide a state-of-the-art experience. The new Lionel Berkshires capture the look and sounds of these "Superpower" steam locomotives streaking across the smokestack dotted landscape.

On the Nickel Plate, Erie, and Pere Marquette long consists of drag freight coal were still an important load for their Berkshires to haul. However, during the thirties and forties each road prided itself on capturing the most profitable sector of the business, fast freight. Less-than-Carload service, perishable loads and manufactured goods were freight runs that demanded a fast locomotive like the Berkshire. The Nickel Plate and Pere Marquette also had to keep pace with the steadily growing auto industry around Detroit, supplying raw materials and delivering finished goods. A truly modern steam locomotive, the Berkshires served into the 1950s, including ALCo-built Erie #3315 which was constructed in 1927. Nickel Plate Road #779, built in 1949, was the last steam locomotive made by Lima, and survives today at the Allen County Museum in Lima, Ohio. Pere Marquette #1225 was restored to running condition by the Michigan State Trust for Railway Preservation, Inc. in Owosso, MI and still makes periodic runs under her own power.





Trust plate, builder's plate and Superheater Co. plate from Nickel Plate Road #779



Accurate tender plates on Pere Marquette #1225

FEATURES:

- All-new tooling
- TrainMaster Command Control equipped—able to run in Command Control Mode or in Conventional Transformer Control Mode
- Improved RailSounds sound system with CrewTalk communication, TowerCom announcements and DynaChuff synchronized chuffing
- Two FatBoy speakers for the ultimate in sound reproduction
- Odyssey System for speed control with ON/OFF switch
- Refined Conventional Transformer Control Mode with lower starting speeds, improved smoke output and simplified Odyssey System controls.
- Wireless Tether connection between locomotive and tender
- Directional lighting including operating headlight, back-up light on rear of tender and front classification lights
- ElectroCoupler on rear of tender
- Scale front coupler with interchangeable O gauge coupler
- High-torque Pittman® motor with momentum flywheel
- Two traction tires
- Synchronized, fan-driven smoke unit with improved smoke output
- Die-cast metal locomotive body, pilot and trucks
- Die-cast metal tender body and trucks
- Separately applied metal details
- Accurate, separately applied builder's plates
- Variable ashpan glow
- Authentically detailed cab interior
- Flickering firebox in cab
- Lighted cab interior
- "Glass" in cab windows
- Engineer and fireman figures
- Minimum Radius: O-54
- Length: 26 1/2"

(6-38050) Nickel Plate Road \$1099.99

(6-38051) Erie \$1099.99

(6-38052) Pere Marquette \$1099.99

STEAM LOCOMOTIVES





A lighted doghouse with brakeman figure highlights the massive 210-F-75 tender



Improved RailSounds sound system with two FatBoy™ speakers



Pennsylvania M1a Steam Locomotive

In 1939, railroads from across the United States gathered the finest locomotives from their motive power stables at the World's Fair in New York City. Among the iron horses presented by the Pennsylvania Railroad was #6759, one of the 301 4-8-2 Mountain types built for the railroad. Originally built as dual-purpose locomotives, only a handful ever headed passenger consists. The M1's really distinguished themselves hauling freight. Almost immediately after they had entered service in 1926, the Pennsy M1's proved themselves legendary with powerful hauling capabilities and an immediate positive impact on the railroad's financial bottom line. Engineers and executives alike referred to the M-class as "Pennsy's best".

The scale-sized Lionel M1a faithfully recreates the #6759 as she appeared in the 1930s with a classic slatted pilot reminiscent of the K4s passenger locomotives and an unobstructed smokebox, before the infamous "Pennsy facelifts" of the mid-forties dropped the generator across the boiler front and added a solid pilot. The RailSounds sound system features the distinctive passenger chime whistle received by most of the M-class. All-new tooling, enhanced smoke output and an improved RailSounds sound system highlight the high performance features of this TrainMaster Command Control equipped locomotive. The massive "coast-to-coast" tender includes two new FatBoy™ speakers for powerful, state-of-the-industry sound. The Lionel Pennsylvania M1a is a fitting tribute to one of the most successful locomotives ever built.

FEATURES:

- Produced from all-new tooling
- TrainMaster Command Control equipped—able to run in Command Control Mode or in Conventional Transformer Control Mode
- Odyssey System for speed control with On/Off switch
- Improved RailSounds sound system with CrewTalk communication, TowerCom announcements and DynaChuff synchronized chuffing
- Two FatBoy™ speakers for the ultimate in sound reproduction
- High-torque Pittman® motor with momentum flywheel
- Wireless Tether connection between locomotive and tender
- Operating headlight and classification lights
- Prototypical Dark Locomotive Green Enamel livery
- Die-cast metal locomotive body, frame, pilot and trucks
- Scale front coupler with interchangeable O gauge coupler
- Two traction tires
- Fan-driven smoke unit with improved smoke output
- Separately applied metal details
- Accurate, separately applied builder's plates
- Variable ashpan glow
- Flickering firebox in cab
- Authentically detailed and illuminated cab interior
- Cab window glass
- Engineer and fireman figures
- Die-cast metal tender body and trucks
- ElectroCoupler on rear of tender
- Operating marker lights on rear of tender
- Illuminated doghouse with brakeman figure
- Minimum Radius: 0-54
- Length of locomotive and tender: 28 1/2"

(6-38056) \$1199.95



Heisler Geared Steam Locomotives

The mountains of West Virginia once offered some of the most bountiful, virgin timberland in the United States. Beginning at the turn of the 20th century, no other invention opened up this rugged country to loggers more than the geared steam locomotive. These "off-road vehicles" of railroading could handle steep grades, temporary, un-ballasted track and even ford a stream. In the 1890s, an inventor named Charles Heisler created the locomotive that bore his name and was the last of the major types of geared steam power. The other two were the Shay and the Climax. Of the three types, the Heisler proved the fastest. 850 were built in all, serving around the world, including the hardwood stands of West Virginia.

Heisler's design revolved around two pistons angled at 45 degrees. The pistons were connected to a shaft which powered all of the wheels via a system of gears. The articulated trucks could negotiate sharp curves. The all-new Lionel Heisler locomotives are both detailed replicas of this American original. Each TMCC equipped locomotive includes accurate operating rods, shafts and gears. The RailSounds sound system is inspired by the unique chuffs and whistle of the prototype.

Both Lionel Heisler locomotives are based on a three-truck 90 ton version that was built in 1929, and still survives to this day. The Meadow River Lumber Company operated from 1910 until 1971. The mill provided the hardwood for the ballroom floor of New York's famous Waldorf-Astoria Hotel. It was one of the few geared locomotives equipped with a Worthington feedwater heater, as shown in our model. This appliance was later removed when it was sold to Cass Scenic Railroad in the late 1960's. There the Heisler retained its road number and received new life hauling tourist trains through the state park. Although currently awaiting an overhaul, Heisler #6 remains in the Cass motive power stable.

FEATURES:

- Produced from all-new tooling
- TrainMaster Command Control equipped—able to run in Command Control Mode or in Conventional Transformer Control Mode
- RailSounds sound system with CrewTalk communication, TowerCom announcements and DynaChuff synchronized chuffing
- Working connecting rods, shafts and gears
- Directional lighting including operating headlight and back-up light on rear of tender
- Two ElectroCouplers
- High-torque Pittman® motor with momentum flywheel
- Two traction tires
- Fan-driven smoke unit with improved smoke output
- Die-cast metal locomotive body, pilot and trucks
- Die-cast metal tender body and trucks
- Separately applied metal details
- Accurate separately applied builder's plates
- Lighted cab interior
- Opening cab roof hatches
- "Glass" in cab windows
- Engineer and fireman figures
- Minimum Radius: 0-31
- Length: 15 3/4"



Accurate builder's plates

(6-38027) Meadow River Lumber Company \$1199.99

(6-38061) Cass Scenic Railroad \$1199.99



See page 72 for the matching Meadow River Lumber Skeleton Log Car 3-Pack



Working connecting rods, shaft and gears



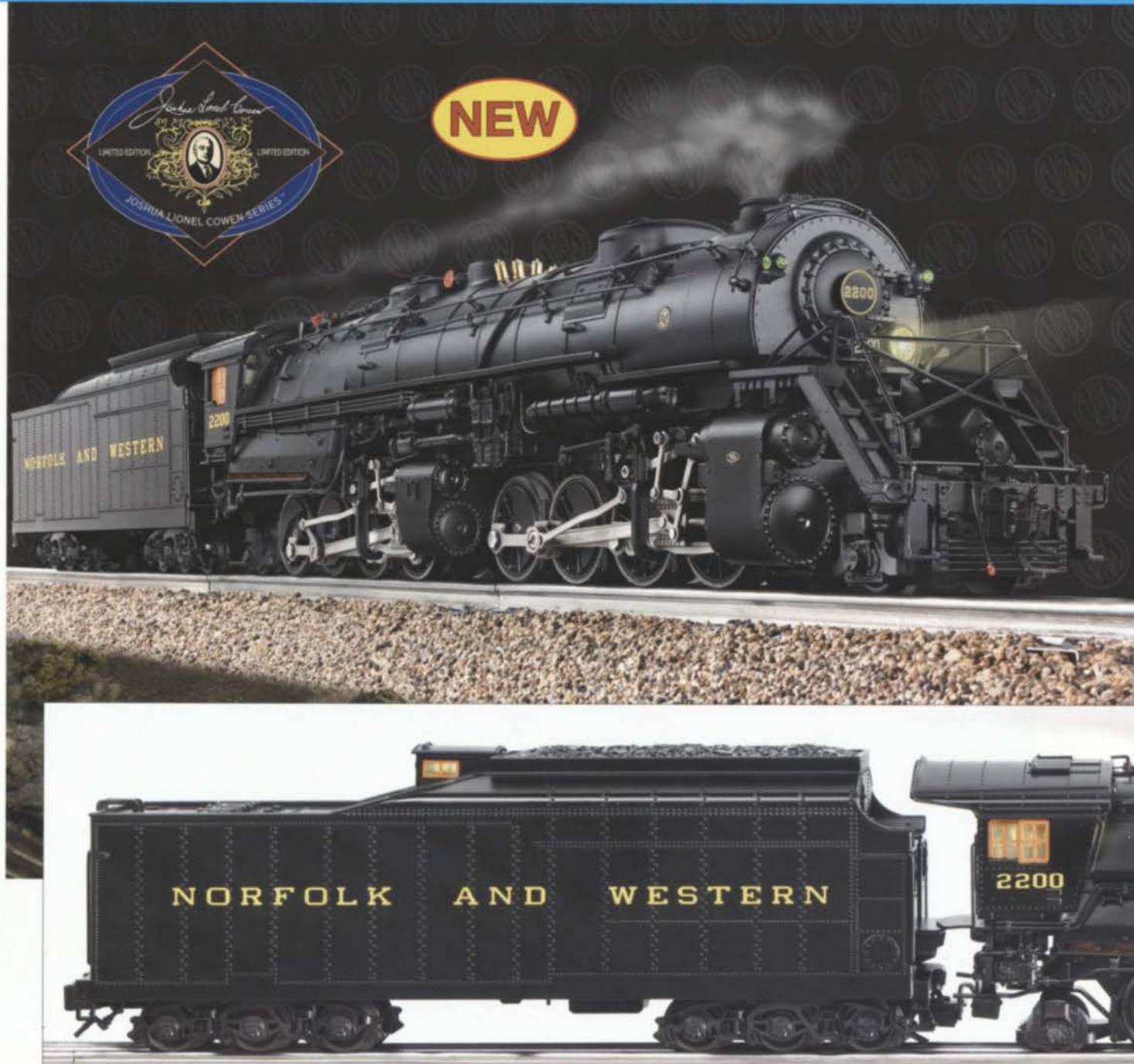


Joshua Lionel Cowen Series Norfolk & Western Y6b

In 1952, locomotive #2200, a Y6b class 2-8-8-2, rolled out of the Norfolk & Western Railway's Roanoke Shops. It would be the last American mainline steam locomotive and would ride the rails of the nation's last Class 1 steam railroad. Producing 5,500 horsepower and 152,026 pounds of tractive effort, the Y6b was the zenith of the Mallet articulated steam locomotive type. Along with the J class 4-8-4 and the A class 2-6-6-4, the Y6b formed a motive power triumvirate in the last bastion of the steam locomotive. As late as 1958, the Y6b was still king of the mountain, sharing the rails with the N&W's first generation diesel locomotives.

Living up to the prototype, our model features peak performance and many new innovations. The refined Conventional Transformer Control Mode allows for lower starting speeds, improved smoke output and simplified Odyssey System controls when operating in a non-TMCC environment. Each driver is individually sprung for a full chassis suspension. Running gear is painstakingly reproduced down to the working lubricator linkage. The industry-standard RailSounds sound system includes two FatBoy speakers for added depth and clarity. The #2200 comes to life with an accurate array of prototypical sounds including a melodious whistle inspired by actual recordings of a Y6b in its prime. Just like the prototype, the synchronized chuffing of our model reproduces the unique shift from "simple" to "compound" as the locomotive gains speed. Another Lionel first, an all-new smoke system synchronizes smoke output, sound and motion. As the Y6b battles a tough grade, watch the valve gear pound, hear the labored chuff, see the smoke skyrocket forth. No other model offers a more accurate recreation of N&W's greatest giant conquering Virginia's notorious Blue Ridge.

Building on the legendary details of the Joshua Lionel Cowen Series, such as realistic separately applied coal load, see-through boiler walkways and opening cab roof hatches, the new Y6b raises the bar even further. Virtually all piping and appliances such as the Worthington SA feedwater heater are separately applied. A separate cord runs from the cab to the whistle. The fully detailed interior includes painted valve handles and gauges with wood planking detail on the cab ceiling. The cab walls and ceiling are even painted a prototypical shade of industrial green. With the highest level of detail and unprecedented performance, this all-new locomotive is the definitive Y6b in O gauge.



STEAM LOCOMOTIVES



FEATURES:

- Produced from all-new tooling
- TrainMaster Command Control equipped—able to run in Command Control Mode or in Conventional Transformer Control Mode
- Odyssey System for speed control with ON/OFF switch
- Refined Conventional Transformer Control Mode with lower starting speeds, improved smoke output and simplified Odyssey System controls
- Improved RailSounds sound system with CrewTalk communication, TowerCom announcements and DynaChuff synchronized chuffing featuring the prototypical shift from "simple" at low speed to "compound" at higher speed
- Two FatBoy™ speakers for the ultimate in sound reproduction
- High-torque Pittman® motor with momentum flywheel powering all sixteen drive wheels
- Wireless Tether connection between locomotive and tender
- Directional lighting with operating headlight and back-up light on rear of tender
- Illuminated classification lights
- Die-cast metal locomotive body, frame, pilot and trucks
- Full chassis suspension with individually sprung drivers for smoother operation over switches and uneven trackage
- Authentic see-through boiler walkway
- Scale front coupler with interchangeable O gauge coupler
- Four traction tires
- New synchronized fan-driven smoke unit with improved smoke output
- Separately applied metal details including whistle cord
- Painted exterior valve handles
- Accurate, separately applied classification and builder's plates
- Flickering ashpan
- Flickering firebox in cab
- Authentically detailed and illuminated cab interior
- Opening cab roof hatches and firebox doors
- Sliding cab windows with window glass
- Engineer and fireman figures
- Die-cast metal tender body and trucks
- Realistic, separately applied coal load
- ElectroCoupler on rear of tender
- Illuminated tender doghouse with brakeman figure
- Minimum Radius: O-72
- Length of locomotive and tender: 28 3/4"

(6-28085) \$1599.95



DIESEL LOCOMOTIVES

Railroad Speeders

These railroad runabouts are used by track maintenance crews to get to the work site or even by railroad brass to make mainline inspections. The Lionel Railroad Speeders bring the motorized successor to the handcar to life with transformer controlled operation, a bright headlight and even a flashing strobe light.

FEATURES:

- Transformer controlled forward, neutral and reverse operation
- Operating headlight
- Powerful, maintenance-free motor
- Traction tires
- Die-cast metal frame
- Durable, painted body
- Separately applied metal handrails
- Operating strobe light
- Lighted cab interior
- Two crew figures

(6-18468) Canadian National \$59.99

(6-18469) Chessie System \$59.99

NEW



NEW





#50 Gang Car

Part of the Postwar Celebration Series, the #50 Gang Car was first introduced in 1954. The gang car rolls down the track to the work site. When it hits a bumper, the center workman swivels to face forward as the car changes direction. This classic motorized unit includes a Postwar plaque and special Postwar Celebration Series packaging.

FEATURES:

- Bumper controlled forward and reverse operation
- Pivoting workman figure
- Two stationary workman figures
- Powerful Pullmor motor
- Die-cast metal frame
- Durable painted body
- Postwar plaque

(6-18465) \$99.99



#52 Fire Car

The well-equipped Postwar Celebration Series #52 Fire Car is quick to respond to any emergency. This motorized unit features a flashing red light, a hose and outrigger sprayers to fight trackside fires. With two bumper switches, the Fire Car will automatically go in the opposite direction when it strikes a bumper at the end of the line, after which the fireman swivels the other way, ready for action.

FEATURES:

- Bumper controlled forward and reverse operation
- Flashing red light
- Powerful Pullmor motor
- Die-cast metal frame
- Durable, painted body and outriggers
- Swiveling fireman figure
- Firehose on a spool
- Postwar plaque
- Minimum Radius: O-27
- Length: 8"

(6-18470) \$149.99



#54 Ballast Tamper

Part of the Postwar Celebration Series, the original #54 Ballast Tamper first handled Maintenance of Way duties on O gauge railroads of the 1950s and 1960s. This self-propelled unit cruises at normal speed to a trouble spot on your line. A track actuator triggers the unit slowing its speed while the six tampers pop up and down. A second track actuator halts the tamping action and restores the car to normal speed.

FEATURES:

- Operating tampers
- Powerful Pullmor motor
- Die-cast metal frame
- Durable, painted body
- Engineer figure
- Two track actuators
- Postwar plaque
- Minimum Radius: O-27
- Length: 7"

(6-18464) \$199.95



DIESEL LOCOMOTIVES

Ontario Northland RS-3, Union Pacific GP-20 and Lehigh Valley GP-38 Diesel Locomotives

These three new tough "growlers" provide an affordable way to expand any O gauge motive power roster. Dressed in sharp new paint schemes, every one of these diesels is a great choice to add even more action to a Lionel train set. Dual operating couplers, a bright headlight and a newly designed operating diesel horn round out each of these tough freighters. The GP-20 and GP-38 diesels also offer the added strength of a metal frame and handrails. The Lehigh Valley GP-38 features newly detailed die-cast metal trucks and fuel tank.

EACH DIESEL LOCOMOTIVE ON PAGE 44 FEATURES:

- Transformer controlled forward, neutral and reverse operation
- Newly designed operating diesel horn
- Operating headlights
- Dual operating couplers
- Dual powerful, maintenance-free motors
- Two traction tires
- Metal frame and handrails (On GP-20 and GP-38 only)
- Die-cast metal trucks and fuel tank (GP-38 only)
- Durable, painted body
- Cab interior lighting
- Engineer figures
- Minimum Radius: O-27
- Length: Ontario Northland RS-3: 14 1/2"
Union Pacific GP-20: 14"
Lehigh Valley GP-38: 14 1/4"

(6-28543) Ontario Northland RS-3 \$79.99

(6-18471) Union Pacific GP-20 \$129.99

(6-18473) Lehigh Valley GP-38 \$199.99



**NOW WITH
DIE-CAST METAL
TRUCKS AND
FUEL TANK**





**NOW WITH
TMCC AND
RAILSOUNDS**

Rock Island GP-7 and Chessie System SD-9 Diesel Locomotives

Even freighters looked good on the "Route of the Rockets". Our GP-7 is accurately painted in the "Wings" livery of the Chicago, Rock Island and Pacific. Another powerful EMD diesel hauler, the SD-9 proved well-suited for the rigors of humpyard duty, work trains and mainline freight. Riding on powerful six-wheel trucks, the SD-9 saw service throughout the vast Chessie System. As their prime mover, both diesels feature the classic combination of a powerful Pullmor motor and the legendary Magne-Traction track-gripping system. They include the easy-to-use TrainMaster Command Control System and the industry-standard RailSounds sound system.

Pennsylvania E-33 Rectifier

The Pennsylvania Railroad had a long tradition of electric motive power. During the steam age, the railroad saw electrification as a solution to the problems of hauling freight with too many helper locomotives and of the smoke and noise of steamers in large cities. The General Electric E-33 was one of the finest electric freight locomotives of the mid-20th century. Dressed in the famous Brunswick Green of the Pennsylvania Railroad, the Lionel E-33 has been updated with the TrainMaster Command Control system and the RailSounds sound system.

EACH DIESEL LOCOMOTIVE ON PAGE 45 FEATURES:

- TrainMaster Command Control equipped—able to run in Command Control Mode or in Conventional Transformer Control Mode
- RailSounds sound system with CrewTalk communication and TowerCom announcements
- Directional lighting including operating headlights
- Two ElectroCouplers
- Powerful Pullmor motor
- Magne-Traction track gripping system
- Metal frame and handrails
- Operating metal pantographs (Pennsylvania E-33 only)
- Operating strobe light (GP-7 and SD-9 only)
- Durable, painted body
- Minimum Radius: 0-31
- Length: 14"

(6-28536) Rock Island GP-7 \$299.95

(6-28205) Chessie System SD-9 \$299.99

(6-18353) Pennsylvania E-33 Rectifier \$329.99



H-16-44 Diesel Locomotives

The H-16-44 Road Switcher eventually became renowned as the "baby" Train Master. First introduced in 1950, it boasted 1600 horsepower and a body created by the famed designer of the GG-1, Raymond Loewy. Three new roadnames join the roster of the TMCC-equipped, scale-sized Lionel H-16-44s. All feature prototypical paint schemes and the RailSounds sound system.

ALCo S-2 and S-4 Diesel Switchers

The American Locomotive Company's famous low hood switchers were built at the Schenectady Works from 1940 to 1960. They spent most of their careers classifying freight for Class I railroads, but occasionally ventured out onto the mainline to power locals or to switch passenger trains at stations. Though most of these switchers have met the scrapper's torch, some still survive today after a half century of service, growling away on shortlines and industrial rails. The all-new, fully featured Lionel ALCo S-2 and S-4 switchers offer prototypical paint schemes, authentic engine sounds from the RailSounds sound system, and the power of the TrainMaster Command Control system.

EACH DIESEL LOCOMOTIVE ON PAGES 46-47 FEATURES:

- TrainMaster Command Control equipped—able to run in Command Control Mode or in Conventional Transformer Control Mode
- RailSounds sound system with CrewTalk communication and TowerCom announcements
- Odyssey System for speed control
- Directional lighting including LED headlights
- Operating marker lights
- Two ElectroCouplers
- Dual powerful maintenance-free motors with momentum flywheels
- Four traction tires
- Fan-driven smoke unit
- Die-cast metal trucks, pilots and fuel tank
- Metal frame
- Durable painted body
- Separately applied metal details
- Separately applied builder's plates (on H-16-44s only)
- Lighted number boards
- Lighted cab interior
- Engineer figures
- Minimum Radius: 0-31
- Length: H-16-44: 15"
U33C: 18"



(6-28836) New York Central H-16-44 \$399.99



(6-28531) Santa Fe ALCo S-2 \$379.95



(6-28532) Lehigh Valley ALCo SC-2 \$379.95



(6-28838) Union Pacific H-16-44 \$399.99



(6-28837) New Haven H-16-44 \$399.99



(6-28533) Seaboard ALCo S-4 \$379.95



(6-28530) Northern Pacific ALCo S-4 \$379.95



SD-80MAC Diesel Locomotives

Whether hauling extra-long strings of bathtub gondolas or the lightning-striped passenger varnish of an intriguing look at what could have been, the Lionel SD-80MAC diesels can handle it all. Each scale-sized locomotive features dual-motored power coupled with the smoothness of the Odyssey System for speed control. Our tribute to this 5000 horsepower EMD giant is available in two prototypical liveries: Conrail and CSX. The Lionel SD-80MAC is also available in a very special paint scheme born of the question—What if the New York Central had survived into the era of modern day railroading? Along with a matching set of Lionel Superliners (See Lionel Classic Trains Volume II 2002), the New York Central SD-80MAC creates one of the most unique trains in O gauge.



See page 70

(6-18295) Conrail SD-80MAC \$429.95




(6-18296) CSX SD-80MAC \$429.95



(6-18297) New York Central SD-80MAC \$429.95





(6-18292) Chessie System U30C \$429.95

(6-18298) Union Pacific Desert Victory SD-40-2 \$429.95

(6-18299) CP Rail System SD-40-2 \$429.95

U30C and SD-40-2 Diesel Locomotives

General Electric's "U boats" and General Motors' SD-40's were once ubiquitous on America's railroads. The bright Chessie System livery was seen on the toughest grades in Appalachian coal country, while each of our SD-40's honor the patriotism of two of North America's major railroads. Each scale-sized diesel features prototypical paint schemes with accurate and readable stencils. All have the dual motored power to pull long consists of O gauge freight.

EACH DIESEL LOCOMOTIVE ON PAGES 48-49

FEATURES:

- TrainMaster Command Control equipped—able to run in Command Control Mode or in Conventional Transformer Control Mode
- RailSounds sound system with CrewTalk communication and TowerCom announcements
- Odyssey System for speed control
- Directional lighting including LED headlights and operating marker lights
- Two ElectroCouplers
- Dual maintenance-free powerful motors with momentum flywheels
- Four traction tires
- Fan-driven smoke unit
- Die-cast metal pilots, trucks and fuel tank
- Metal frame
- Durable painted body
- Separately applied metal details
- Lighted number boards
- Lighted cab interior
- Opening cab doors
- Opening cab windows (SD-80MACs only)
- Engineer figures
- Minimum Radius: 0-31
- Length: SD-80MAC: 19 1/2"
U30C: 18"
SD-40-2: 17 1/2"

U33C Diesel Locomotives

The winged radiators of the U33C distinguish it from the similarly sized U30C. These 3,300 horsepower General Electric "U-boats" were among the six axle diesels referred to as "big bombers" by some Burlington Northern men. The U33C's were among the heaviest power on the Erie Lackawanna through the 1970s. Each of the scale-sized Lionel U33C diesels are prototypically painted, including readable warning and maintenance stencils. With the Odyssey System for speed control and the power of dual motors, Lionel U33C diesel locomotives are built to handle the toughest O gauge freights consists.

SD-40T-2 Tunnel Motors

On Western rails "tunnel motor" refers to the specialized ElectroMotive SD-40T-2 diesel locomotives purchased by the Southern Pacific and the Denver & Rio Grande Western. They were designed specifically for routes like the SP's Donner Pass line where many miles of track are covered by snowsheds and tunnels. Most diesels draw air to cool the engine from the roof. In an enclosed space like a tunnel, the air at the top is quite hot. Since the radiators were not cooled adequately, many diesels were stuck inside long tunnels with overheated engines. A tunnel motor solves this problem by drawing in cool air at the bottom of the tunnel with vents near the lower rear of the hood. The Lionel version of this unique diesel locomotive follows in the tradition of the Lionel GP-30 diesel locomotives released last year. Each TMCC-equipped SD-40T-2 includes many separately applied details including the distinctive see-through grilles on the sides of the unit.

EACH DIESEL ON PAGES 50-51 FEATURES:

- TrainMaster Command Control equipped—able to run in Command Control Mode or in Conventional Transformer Control Mode
- RailSounds sound system with CrewTalk communication and TowerCom announcements
- Odyssey System for speed control
- Directional lighting including operating LED headlights and operating marker lights
- Two ElectroCouplers
- Dual powerful, maintenance-free motors with momentum flywheels
- Four traction tires
- Fan-driven smoke unit
- Die-cast metal pilot, trucks and fuel tank
- Metal frame
- Durable, painted body
- Separately applied metal details
- Lighted number boards
- Operating ditch lights (SD-40T-2 diesel locomotives only)
- Lighted cab interior
- Engineer figures
- Minimum Radius: 0-31
- Length: U33C: 18"
SD-40T-2: 17 1/2"

(6-28208) Burlington Northern U33C \$429.99

(6-28207) Erie Lackawanna U33C \$429.99



NEW

(6-28540) Union Pacific SD-40T-2 \$429.99



NEW

(6-28541) Southern Pacific SD-40T-2 \$429.99



NEW

(6-28542) Rio Grande SD-40T-2 \$429.99



ALCo FA-2

In the mid-1940s, shortly before the American Locomotive Company showcased its brand new passenger locomotive, the PA, the company placed a sister freight locomotive, the FA, in its catalog. The FA was similar in styling to the PA, although shorter in length with a more blunt nose. The FA competed head-on with the popular F units of EMD. Although they never matched the sales of the EMD units, the ALCos are still considered by many to be among the most handsome diesel locomotives ever built. The 1500 horsepower freight units saw service all over the country.

The first Lionel model of an ALCo FA appeared in 1950 and was praised by model railroaders for its performance and striking styling. With fond memories, we proudly unveil three all-new, scale-sized ALCo FA-2s and matching FB-2 B-units. The TMCC-equipped Lionel FA-2s include the Odyssey System for speed control and many separately applied metal details.

FA-2 A-A SET FEATURES:

- TrainMaster Command Control equipped—able to run in Command Control Mode or in Conventional Transformer Control Mode
- RailSounds sound system with CrewTalk communication and TowerCom announcements
- Odyssey System for speed control
- Directional lighting including operating headlights
- Four ElectroCouplers
- Dual powerful maintenance-free motors with momentum flywheels
- Four traction tires
- Fan-driven smoke unit in each A-unit
- Die-cast metal trucks, pilots, fuel tanks
- Metal frames
- Durable painted bodies
- Separately applied metal details
- Lighted number boards
- Lighted cab interiors
- Engineer figures
- Roof-mounted radio antenna (Pennsylvania only)

NON-POWERED FB-2 B-UNIT FEATURES:

- Die-cast metal frame, trucks and fuel tank
- Durable painted body
- Minimum Radius: 0-31
- Length: 13 1/2" each

(6-38147)	Great Northern FA-2 A-A Set	\$499.99
(6-38176)	Pennsylvania FA-2 A-A Set	\$499.99
(6-38182)	Missouri, Kansas, & Texas FA2 AA Set	\$499.99





(6-38194) Great Northern FB-2 \$149.99

Great Northern FA-2 A-A set with matching FB-2 B-unit



(6-38160) Pennsylvania FB-2 \$149.99

Pennsylvania FA-2 A-A set with matching FB-2 B-unit



(6-38161) Missouri, Kansas, & Texas FB-2 \$149.99

Missouri, Kansas, & Texas FA-2 A-A set with matching FB-2 B-unit





Southern E-6 A-A set

The E-6 2,000 horsepower passenger diesel locomotive was produced by the ElectroMotive Corporation (later the ElectroMotive Division of General Motors) between 1939 and 1942. Its sharply raked nose and long body gave it a super streamlined appearance falling right in line with the art deco styling of the time. The Southern Railway purchased its E-6 diesels in early 1941. The colorful new locomotives immediately saw service leading the brand new New York to New Orleans train, The Southerner.

The Southern E-6 A-A set includes many separately applied details such as grab handles and opening doors. Its colorful graphics even include accurate builder's plate information. This scale-sized TMCC-equipped set is ready for the finest Lionel passenger varnishes with dual Odyssey System controlled motors. See The Southerner Aluminum Passenger Car 4-Pack on pages 58-59 to recreate one of the finest streamliners that ever ran through Dixie.

ALCo PA A-A Sets

After 109 years of operation, the American Locomotive Company had produced 74,999 locomotives. On September 19th, 1946 with much celebration the 75,000th ALCo locomotive rolled out of the erecting shop. That locomotive, was Santa Fe #51, a brand new model PA dressed in that road's famous red and yellow "Warbonnet" livery. The model PA, first referred to as the "2000" in reference to its horsepower rating, was ALCo's first attempt at creating a passenger diesel locomotive. The ALCo PA was an inspiration of the art deco styling that had begun with the streamliners of the thirties and continued into the postwar years. The #51 went on to pull the famous streamlined varnish of the Santa Fe such as the mighty Super Chief. The locomotive was so powerful that it could pull 15 cars, or 1265 tons, over the 3.5% grade of Raton Pass without a helper.

By 1967, almost all of the PA's were retired by the Santa Fe. During that holiday season, the president of the Delaware & Hudson gave his railroad quite a Christmas present when he purchased four retired Santa Fe PA's and had them fully refurbished. They continued to work for years on the D&H's signature passenger service.

All-new from the ground up, the Lionel models accurately replicate the PA-1 body design, including metal, see-through screen detailing, dynamic brake openings and pivoting diaphragms on the rear doors. The authentically detailed, die-cast metal trucks are based on the single-equalized A1A design. The Santa Fe PA A-A set even includes an all-new, highly realistic Mars light with pulsing on/off action, creating a much more realistic effect than a simple flashing light.

Matching PB B-units are available for each ALCo PA A-A set. Pull a perfectly matched set of newly detailed aluminum passenger cars with the new Lionel ALCo PA's. See pages 58-59 for each aluminum passenger car 4-pack.

- (6-14544) Southern E-6 A-A Set \$649.95
- (6-14574) Delaware & Hudson ALCo PA A-A Set \$699.99
- (6-14571) Santa Fe ALCo PA A-A Set \$699.99





NEW

(6-14586) Delaware & Hudson ALCo PB B-unit \$149.99



NEW

(6-14587) Santa Fe ALCo PB B-unit \$149.99

SOUTHERN E-6 AND ALCO PA A-A SETS FEATURE:

- TrainMaster Command Control equipped—able to run in Command Control Mode or in Conventional Transformer Control Mode
- RailSounds sound system with CrewTalk communication and TowerCom announcements
- Odyssey System for speed control
- Directional lighting including LED headlights

SANTA FE ALCO PA A-A SET INCLUDES

- All-new operating Mars lights with realistic pulsing action
- ElectroCouplers on the front of both the powered and non-powered A-units
- Dual powerful maintenance-free motors with momentum flywheels
- Four traction tires
- Fan-driven smoke unit
- Die-cast metal trucks, pilot and fuel tank
- Metal frame
- Durable body
- Separately applied metal details
- Lighted number boards
- Lighted cab interior
- Engineer figures

ALCO PB B-UNITS FEATURE:

- Die-cast metal trucks and fuel tanks
- Metal frames
- Durable painted bodies
- Minimum Radius: 0-31
- Southern E-6 A-A Set Length: 34"
- ALCo PA A-A Set Length: 33"
- ALCo PB B-unit Length: 16"



Delaware & Hudson PA A-A Set with matching PB B-unit



Santa Fe PA A-A Set with matching PB B-unit

PASSENGER CARS

Streamliner 4-Packs

Elegantly fluted sides and smooth curves are indicative of the art deco age when streamlined styling ruled railroad passenger trains. Capable of negotiating O-27 curves, the Lionel Streamliner 4-Packs offer an easy way to bring passenger service to any size layout. Interior lighting, opening doors and realistic coach and observation car interiors highlight each set. These new streamliner 4-Packs are perfectly matched for passenger service behind the Chesapeake & Ohio and Louisville & Nashville 2-8-4 Berkshire steam locomotives found on pages 32-33. Each set includes one baggage car, two coaches and an observation car.

FEATURES:

- Die-cast metal trucks and operating couplers
- Durable, painted bodies
- Authentically detailed interiors
- Interior lighting
- Flexible diaphragms between cars
- Opening doors
- Minimum Radius: O-27
- Length: Single car: 13 1/4" Set: 53"

(6-15169) Chesapeake & Ohio \$199.99
(6-15170) Louisville & Nashville \$199.99





Alton Limited Heavyweight 2-Pack and Alton Limited StationSounds Diner

Two new additions make the "Handsomest Train in the World" even more spectacular. Inside and out each car perfectly matches the Alton Limited passenger set released last year. From the conductor's desk inside of the baggage car to painted passenger coach seats each car interior features fine details, plus the added realism of overhead lighting. With dining reservation call, arrival and departure announcements and more, custom recorded specifically for the Alton Limited, the StationSounds Diner brings the glory years of luxury passenger varnish to life. The 2-Pack set includes the baggage car "R.S. Brauer" and the coach "Oak Park". The StationSounds Diner (sold separately) is named "Bloomington".


ALTON LIMITED HEAVYWEIGHT 2-PACK AND ALTON LIMITED STATIONSOUNDS DINER FEATURE:

- StationSounds sound system (Alton Limited StationSounds Diner only)
- Die-cast metal trucks and operating couplers
- Metal frames
- Durable, painted bodies
- Authentically detailed interiors
- Interior lighting with ON/OFF control
- Opening doors
- Passenger figures
- Flexible diaphragms between cars

(6-39099) Alton Limited Heavyweight 2-Pack \$229.99

(6-15504) Alton Limited StationSounds Diner \$269.99

PASSENGER CARS



Aluminum Passenger Car 2-Packs

Each Aluminum Passenger Car 2-Pack perfectly matches its corresponding set.

Lionel Lines 2-Pack adds to the Super Chief set from Classic I 1996 with one combination car and one dome car. Santa Fe 2-Pack add to the Surfliner Passenger Set from Classic I 1997 with one baggage and one dome car.

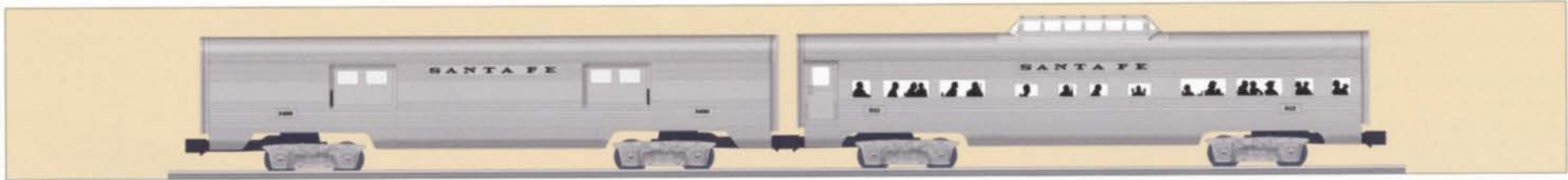
FEATURES:

- Die-cast metal trucks and operating couplers
- Metal frames
- Extruded aluminum bodies
- Passenger silhouettes
- Interior lighting
- Minimum Radius: 0-31
- Length: Single car: 15" 2-Pack: 30"

(6-15318) Lionel Lines \$199.99

(6-15319) Santa Fe \$199.99





Aluminum Passenger Car 4-Packs

In the 1930s, railroad passenger service underwent a revolution. Lightweight steel and streamlined curves dominated this new era which culminated during the postwar years. Inspired by some of the most famous streamliners to ride the rails, our new Aluminum Passenger car 4-Packs have many new details, features and floor plans.

Special motive power is available for each set in this very catalog. Highlight the all-new ALCo PA diesel locomotives (See page) with a 4-Pack of Santa Fe Super Chief or Delaware & Hudson Aluminum Passenger Cars. Remember the Route of the Zephyrs with the all-new CB&Q California Zephyr 4-Pack behind the Burlington E-5 A-A set offered in Classic vol.2 2002. Recreate one of the finest streamliners of the South with The Southerner 4-Pack matched with the Southern E-6 on page . Three all-new floor plans are now available: a sleeper, dome car and dome observation car. Every car rides on newly designed die-cast metal sprung trucks. Separately applied roof vents, grab handles and newly designed end vestibules give these highly detailed passenger cars an even more realistic appearance.

FEATURES:

- All-new die-cast metal sprung trucks and operating couplers with hidden uncoupling tab
- All-new separately applied metal details including roof vents and grab handles
- All-new detailed end vestibules
- Metal frames
- Extruded aluminum bodies
- Authentically detailed interiors
- Passenger figures
- Interior lighting
- Lighted drumhead on observation car
- Minimum Radius: 0-31
- Length: Single car: 15"
- Set: Approx. 60"



(6-15311) Chicago, Burlington & Quincy California Zephyr \$479.99



(6-15312) Santa Fe Super Chief \$479.99



(6-15317) Southern "The Southerner" \$479.99



(6-15313) Delaware & Hudson \$479.99

PASSENGER CARS

Aluminum Passenger Car 6-Packs

In the middle of the last century, streamlined passenger trains represented fast, efficient and prestigious travel. They offered a high-speed link across the country in the years before the jet age. Coupled with exciting Lionel motive power such as the LionMaster Pennsylvania T-1 and the Norfolk & Western Class A (See page 30 and 35), Lionel Aluminum Passenger Car 6-Packs replicate some of America's best passenger power. With bodies made of real extruded aluminum these cars have the look and feel of the real thing. Inside of each authentically painted body is a fully detailed lighted interior with passenger figures. As the train rolls by look for the lighted drumhead featuring the train name emblazoned on the rear of the observation car.

Each 6-Pack includes: baggage car, combo car, 3 coaches, observation car.

FEATURES:

- Die-cast metal trucks and operating couplers
- Metal frames
- Extruded aluminum bodies
- Authentically detailed interiors
- Passenger figures
- Interior lighting
- Lighted drumhead on observation car
- Minimum Radius: 0-31
- Length: Single Car: 15"
Set: Approx. 90"

(6-15333) Norfolk & Western Powhatan Arrow \$649.95

(6-15340) Pennsylvania South Wind \$649.95



NEW



NEW



NEW



Aluminum StationSounds Diners

"Watch your step ma'am. Watch your step," warns the conductor as he greets the boarding passengers. Imagine the conductor studying his pocket watch before proclaiming "All aboard!" Listen for arrival and departure messages, boarding calls, enroute dining reservation calls and more from the Aluminum StationSounds diners.

Each car is constructed of an extruded aluminum body with authentically detailed interiors featuring realistic overhead lighting. The accurately painted bodies and interiors match the existing Aluminum Passenger Car 6-Packs.

FEATURES:

- StationSounds sound system
- Die-cast metal trucks and operating couplers
- Metal frames
- Extruded aluminum bodies
- Authentically detailed interiors
- Passenger figures
- Interior lighting
- Minimum Radius: 0-31
- Length: 15"

(6-15383) New York Central 20th Century Limited \$269.99

(6-15384) Norfolk & Western Powhatan Arrow \$269.99

(6-15385) Pennsylvania South Wind \$269.99



STANDARD O ROLLING STOCK

Lionel Standard O rolling stock is scale-sized and inspired by the designs of freight car companies like ACF and Johnstown America. Each car is loaded with sharply engraved and separately applied details. Even the tiny type of warning stencils is crisp and clear. From our upgraded 3-bay Cylindrical Hoppers to the legendary Lionel Milk Cars, every piece of Lionel Standard O Rolling Stock is built tough to ride the rails for generations

Standard O Rolling Stock

FEATURES:

- Die-cast metal sprung trucks and operating couplers
- Durable, painted bodies
- Metal brake wheels

Soo/Canadian Pacific 3-Bay ACF Hopper

- Minimum Radius: 0-27
- Length: 12 3/8"

(6-17190) \$44.99



Burlington 2-Bay ACF Hopper

- Minimum Radius: 0-27
- Length: 11 1/2"

(6-17022) \$44.99




8,000 Gallon Tank Cars

FEATURES:

- Upgraded with metal details
- Die-cast metal realistic operating couplers with hidden uncoupling tab
- Minimum Radius: 0-27
- Length: 9"

(6-19644) Union Texas \$44.99

(6-19645) Penn Salt \$44.99



Modern Boxcars

FEATURES:

- Opening doors
- Metal brake wheel
- Minimum Radius: 0-31
- Length: 13 3/4"

(6-17287) Bangor & Aroostook \$49.99

(6-17285) CSX Big Blue \$49.99



Unibody Tank Cars

FEATURES:

- Die-cast metal top platforms, frame ends and air cylinders
- Metal handrails, ladders and warning placards
- Minimum Radius: 0-31
- Length: 11 1/8"

(6-17925) Beefmaster \$54.95

(6-17926) Cargill \$54.99

(6-17927) Union Starch \$54.99

Union Pacific Flatcar with Pick-Up Trucks

FEATURES:

- Two die-cast metal 1953 Ford F-100 Pick-up Trucks
- Minimum Radius: 0-27
- Length: 11 1/8"

(6-17571) \$59.99



STANDARD O ROLLING STOCK

ALL ROLLING STOCK ON PAGES 64-65 FEATURES:


- Die-cast metal sprung trucks
- Realistic die-cast metal operating couplers with hidden uncoupling tab
- Durable, painted bodies
- Separately applied metal details

PS-5 Gondolas

These superb models are based on the utilitarian 52' 6" gondolas designed by the Pullman Standard Car Manufacturing Company. Each of these scale sized gondolas has a detailed interior walls and floor with operating corrugated drop ends. The underframe features separately applied brake rigging and air tanks. The realistic die-cast metal operating couplers work smoothly magnetically and manually without a hanging "trigger disc" for a more prototypical appearance. The PS-5 gondola is available in four new road names.

- Minimum Radius: 0-31
- Length: 14 3/4"

(6-17439) Union Pacific Gondola \$44.99
(6-17440) Algoma Central Gondola \$44.99
(6-17457) Great Northern \$44.99
(6-17458) Reading \$44.99




PS-4 Flatcars

The all-new Lionel PS-4 Flatcars follow in the tradition of our recent Standard O rolling stock such as the Lionel PS-1 Boxcars and the Lionel PS-5 Gondolas. Each of these new flatcars accurately replicates the prototype from the die-cast metal standing brake gear to the planked deck made from real wood. Removable die-cast metal stakes are also included with each scale-sized flatcar.

- Minimum Radius: O-31
- Length: 13 1/2"

- (6-17573) Western Maryland Flatcar \$44.99
- (6-17574) Santa Fe Flatcar \$44.99
- (6-17575) New York Central Flatcar \$44.99
- (6-17576) Ontario Northland Flatcar \$44.99



Steel-sided Refrigerator Cars

During the 1930s car companies first began using steel in constructing refrigerator cars. These new steel reefers proved very successful. They kept perishable freight cool with ice, in the decades before mechanical refrigeration. A few years later electric fans were added to circulate the cool air for a more constant temperature. This type of refrigerator car was referred to as a ventilated refrigerator as it could serve an added function. They could run with their roof hatches propped open when their cargo required ventilation rather than refrigeration. Many of these reefers ran through the 1960s.

In the tradition of the Lionel General American Milk Cars, the all-new scale-sized Lionel Steel-sided Refrigerator Cars feature many separately applied details. The realistic underframe features parts made of die-cast metal. The cars also include opening side doors and roof hatches with props. These new reefers are available in four liveries representing refrigerator lines from across the country.

FEATURES:


- All-new design
- Die-cast metal sprung trucks
- Die-cast metal realistic operating couplers with hidden uncoupling tab
- Die-cast metal underframe detail
- Durable, painted body
- Opening doors
- Opening roof hatches
- Metal brake wheel and brake wheel chain
- Separately applied details
- Minimum Radius: 0-31
- Length: 11"

(6-17336) Pacific Fruit Express \$54.99

(6-17337) Canadian National \$54.99

(6-17338) Merchants Dispatch Transit \$54.99


(6-17339) Burlington Refrigerator Express \$54.99




ALL NEW DESIGN



ALL NEW DESIGN



ALL NEW DESIGN



ALL NEW DESIGN



General American Milk Cars

With their unsurpassed level of detail, the first four Lionel General American Milk Cars are already destined to become O gauge classics. These scale-sized cars are now available in four new liveries.

Built in the early 1900s, these cars contained twin glass-lined tanks to keep milk cool at about 38 degrees Fahrenheit. Many of these specialized cars saw service through the late 1950s. They frequently ran in passenger trains in order to get the perishable cargo to its destination in the shortest amount of time. The Lionel Milk Cars ride on sprung die-cast metal passenger car trucks and also include sprung buffers just like the prototype. Each car includes a removable roof that reveals two plated milk tanks inside.

FEATURES:

- Die-cast metal passenger-style sprung trucks
- Die-cast metal realistic operating couplers with hidden uncoupling tab
- Die-cast metal underframe detail
- Die-cast metal sprung buffers
- Durable, painted body
- Opening doors
- Removable roofs
- Plated interior milk tanks and piping
- Metal brake lever and brake chain
- Separately applied details
- Minimum Radius: O-31
- Length: 11 3/4"

(6-17340) White Brothers \$59.99

(6-17341) Dairymen's League \$59.99

(6-17349) New York Central \$59.99

(6-17350) Hood's \$59.99



Removable roof reveals plated milk tanks and piping inside

STANDARD O ROLLING STOCK

**NEW TRUCKS
AND DIE-CAST
METAL DETAILS**

ALL ROLLING STOCK ON PAGES 68-69

FEATURES:

- Die-cast metal sprung trucks
- Realistic die-cast metal operating couplers with hidden uncoupling tab
- 4-Bay ACF Centerflow Hoppers feature extruded aluminum bodies
- Durable painted bodies
- Separately applied metal details

3-Bay Cylindrical Hoppers

These Standard O cars are upgraded with new die-cast metal sprung trucks and operating couplers with hidden uncoupling tab. Also new for 2003, the cylindrical hoppers now include die-cast metal end platforms.

- Minimum Radius: 0-31
- Length: 13"

(6-17188) Government of Canada \$59.99

(6-17189) Saskatchewan Grain \$59.99



**ALL NEW
DESIGN**



**ALL NEW
DESIGN**



PS-2CD 4427 Hoppers

The Pullman Standard Center Discharge 4427 Hopper was the first standardized covered hopper in the industry and the first equipped with a trough hatch for easy loading. Produced through the late 1960s, some PS-2s are still in service today. Each Lionel PS-2 Hopper features details faithful to the original. An etched metal roofwalk and die-cast metal end platforms highlight each car. These intricate models are available in four exciting new road names.

- Minimum Radius: 0-31
- Length: 12 1/2"

(6-17191) Burlington Northern \$59.99

(6-17192) Lehigh Valley \$59.99

(6-17193) Chessie System \$59.99

(6-17194) Missouri-Kansas-Texas \$59.99



**NEW TRUCKS
AND DIE-CAST
METAL DETAILS**



4-Bay ACF Centerflow Hopper

Used by railroads and private companies since the mid-1960s, the CF5250 hopper built by American Car & Foundry was a popular choice for hauling foodstuffs, animal feed and chemical products. The all-new Lionel version of these hoppers feature extruded aluminum bodies, etched metal roofwalk, die-cast metal end platforms and other metal details.

- Minimum Radius: 0-31
- Length: 14"

- (6-17181) New York Central \$64.99
- (6-17182) Sigco Hybrids \$64.99
- (6-17186) ACF Cannonaide \$64.99
- (6-17187) Rio Grande \$64.99

**EXTRUDED
ALUMINUM
BODIES**

**ALL NEW
DESIGN**



**ALL NEW
DESIGN**



STANDARD O ROLLING STOCK

Lionel Bathtub Gondolas

All Lionel Bathtub Gondolas feature the revolutionary rotary coupler which allows the cars to perform in O gauge the same way that they do in real life. When used with the Lionel Rotary Coal Tipple (offered in Lionel Classic Trains Volume 1 2002), an entire coal train can be unloaded without uncoupling the cars (Coal Tipple Coal Pack required, see page 117). Two new road names are available in 2003, Norfolk Southern and Union Pacific. A new Burlington Northern Coal Train set is also available, see page 16. Each 3-Pack features one dual rotary coupler car and two single rotary coupler cars. The add-on cars all feature a single rotary coupler.

FEATURES:

- Die-cast metal sprung trucks and operating couplers
- Durable, painted bodies
- Metal brake wheels
- Minimum Radius: 0-31
- Length: Single Car: 11 3/4"
3-Pack: Approx. 35 1/4"

See page 117 for the
Coal Tipple Coal Pack



(6-17441) Conrail Bathtub Gondola \$49.99



(6-17442) BNSF Bathtub Gondola \$49.99



(6-17429) Conrail Bathtub Gondola 3-Pack \$149.95




(6-17433) BNSF Bathtub Gondola 3-Pack \$149.95



(6-17443) Norfolk Southern Bathtub Gondola 3-Pack \$149.99



(6-17447) Union Pacific Bathtub Gondola 3-Pack \$149.99



STANDARD O ROLLING STOCK

Meadow River Lumber Skeleton Log Car 3-Pack

The tough yet bare bones design of these unique railroad cars allows for the transport of massive logs with minimal maintenance. They saw extensive service during the hey day of West Virginia logging. This new 3-Pack is designed to match the Meadow River Lumber Heisler found on page 38.

FEATURES:

- Die-cast metal sprung trucks and operating couplers
- Die-cast metal bodies
- Authentically detailed brake rigging and air cylinder
- Real wood log attached to car with two metal chains and elastic bands
- Minimum Radius: 0-31
- Single Car Length: 9"
- 3-Pack Length: Approx. 27"

(6-29424) \$124.99



TankTrain Tank Cars

First built in the 1970s, the TankTrain system provided a faster, more economical way to load and unload unit trains of tank cars. Strings of these cars were connected with hoses and valves. Rather than unload or load each car individually, a crew could load or unload the entire string from one end of the train. In the tradition of our other new scale-sized rolling stock, these tank cars feature prototypical detailing and paint schemes including accurate, readable stencils. The Lionel TankTrain Tank Cars all feature many separately applied metal details and flexible hoses between the cars.

Newly decorated for 2003, the TankTrain 3-Pack is available in CIBRO Petroleum Products livery. The 3-Pack features an A-end car, Intermediate car and a B-end car with a flashing red End-of-Train device. New intermediate cars are available that are sequentially numbered to match the sets and individual cars offered in Lionel Classic Trains Vol. II 2002.

FEATURES:

- Die-cast metal sprung trucks with rotating bearing caps and realistic operating couplers with hidden uncoupling tab
- Durable painted bodies
- Separately applied details
- Flexible hoses between cars
- Flashing red ETD (B-car of 3-pack only)
- Minimum Radius: 0-31
- Single Car Length: 15 3/4"
- 3-Pack Length: 47 1/4"

(6-19646) Canadian National Intermediate TankTrain Tank Car \$59.99

(6-19647) GATX Intermediate TankTrain Tank Car \$59.99

(6-19689) CIBRO TankTrain 3-Pack \$179.99





See page 38 for the all-new Heisler locomotives



Extended Vision Caboosees and Bay Window Caboosees

In the age of electronic End-of-Train Devices, the caboose has been resigned to railroad history. However in the world of Lionel O gauge the colorful "crummy" lives on. During the last half of the twentieth century, steel-sided extended vision and bay window caboosees were two of the most popular way car designs. They were the offices of conductors and brakeman on railroads around the country. Lionel Extended Vision and Bay Window Caboosees are all accurately detailed including many separately applied parts such as the etched metal roofwalk. Each offers a detailed painted interior with lighting, exterior end lights, figures and an operating smoke unit.

FEATURES:

- Die-cast metal sprung trucks and operating couplers
- Durable painted body
- Operating smoke unit
- Authentically detailed interior
- Conductor and train crew figures
- Lighted interior
- Exterior end lights
- Opening doors
- Separately applied metal parts
- Removable cupola on extended vision caboosees
- Minimum Radius: O-31
- Length: 10 1/8"

(6-17642) Conrail Bay Window Caboose \$79.95



(6-17643) Nickel Plate Road Bay Window Caboose \$79.95



(6-17644) Erie Bay Window Caboose \$79.95





(6-17645) Norfolk & Western Bay Window Caboose \$79.95



(6-17650) Rio Grande Extended Vision Caboose \$79.99



(6-17651) Burlington Northern Extended Vision Caboose \$79.99



(6-17654) Alaska Extended Vision Caboose \$79.99

TRADITIONAL ROLLING STOCK

Rolling Stock

Each of these cars provides a colorful addition to a Lionel train set.

ROLLING STOCK ON PAGES 76-77 FEATURES:

76-77 FEATURES:

- Durable painted bodies
- Operating couplers
- Metal brake wheels
- Two removable canisters in B&O gondola
- Two removable cable reels in NYC gondola
- Metal handrails on tank car
- Opening doors on boxcars and reefer
- Interior lighting in cabooses
- Minimum Radius: 0-27
- Average Length: 10"

(6-26042) Baltimore and Ohio Gondola with Canisters \$24.99



(6-26136) Southern Tank Car \$24.99



(6-16465) Western Pacific 2-Bay Hopper \$24.99



(6-36256) Great Northern Boxcar \$24.99



(6-15015) Chicago & NorthWestern Waffle-sided Boxcar \$24.99



(6-26062) New York Central Gondola with Cable Reels \$24.99



TRADITIONAL ROLLING STOCK

(6-26063) Pennsylvania Flatcar with Bulkheads \$24.99



(6-26151) Northern Pacific Wood-Sided Reefer \$24.99



(6-26594) Ontario Northland Work Caboose \$24.99



(6-26150) Alaska 3 Dome Tankcar \$24.99



(6-26595) Union Pacific Caboose \$24.99



(6-16473) Rock Island Ore Car \$24.99



TRADITIONAL ROLLING STOCK

Caboose

Each of these cabooses is the ideal complement to the steam locomotives found on pages 28-29. All include bright interior lighting.

FEATURES:

- Die-cast metal trucks and operating couplers
- Interior lighting
- Durable, painted bodies
- Minimum Radius: 0-27
- Length: 7 1/8"

EACH BOXCAR ON PAGES

78-79 FEATURES:

- Die-cast metal sprung trucks
- Metal frame
- Durable body
- Opening doors
- Metal brake wheels
- Minimum Radius: 0-27
- Length: 10 1/4"

"I Love" Series Boxcars

The collectible Lionel "I Love" Boxcar series continues with four states from the Deep South—Alabama, Arkansas, Louisiana, and Mississippi.

Elvis Boxcar

Officially licensed by Elvis Presley Enterprises, this boxcar celebrates the life and contributions of one of the world's greatest performers. The boxcar includes four designs, one on each side panel.

(6-26581) Chesapeake and Ohio Caboose \$34.99



(6-26582) Louisville and Nashville Caboose \$34.99



(6-26583) Pennsylvania Caboose \$34.99



(6-26580) Wabash Caboose \$34.99



(6-39238) Elvis Boxcar \$49.99



Opposite side of car

(6-29912) I Love Alabama Boxcar \$44.99



(6-29913) I Love Mississippi Boxcar \$44.99



(6-29914) I Love Louisiana Boxcar \$44.99



(6-29915) I Love Arkansas Boxcar \$44.99



CENTENNIAL COLLECTION

Toy Fair Boxcar

Beginning with this first commemorative car celebrating the 100th anniversary of Toy Fair, we are launching a series to honor institutions and organizations that, like Lionel, have the distinction of being 100+ years old. Future additions to this Centennial Collection will include Fortune 500 corporations, entrepreneurial enterprises, even major 100-year-old events that have helped to shape our nation and the world. Lionel honors the 100th Toy Fair with this special commemorative boxcar, featuring the logo created specifically for this year's event and heartfelt congratulations to the toy industry of America for reaching this historic milestone.

- Minimum Radius: 0-27
- Length: 10 1/4"

(6-29910) \$49.99



TRADITIONAL ROLLING STOCK

ALL ROLLING STOCK ON PAGES 80-81 FEATURES:

- Die-cast metal sprung trucks and operating couplers
- Durable painted bodies
- Metal brake wheels

Ore Cars

These ore "jennies" are ready for service dressed in the prototypical paint schemes of the Union Pacific and the Burlington Northern.

- Minimum Radius: O-27
- Length: 6 5/8"

Flatcars with Trailers

Each of these flatcars brings piggyback service to O gauge rails. The New York Central includes two trailers decked out in Pacemaker livery. The Seaboard includes a trailer with a tough metal frame.

- Removable Seaboard trailer with metal frame
- Removable New York Central Pacemaker trailers
- Minimum Radius: O-27
- Length: 11 1/8"

Pennsylvania Icebreaker Tunnel Car

A falling icicle could smash through a dome car or locomotive windshield. Many M. o. W. departments pressed old coal hoppers into icebreaker service.

- Minimum Radius: O-27
- Length: 9"

Lionel Lines Stockcar with Horses

Celebrate a day at the races with this Lionel Lines Stockcar. It includes four detailed horse figures and features opening sliding doors.

- Minimum Radius: O-27
- Length: 11 1/8"

(6-17806) Union Pacific Ore Car \$34.99



(6-17807) Burlington Northern Ore Car \$34.99



(6-26044) New York Central Flatcar with Trailers \$44.99



(6-26043) Seaboard Flatcar with Trailer \$44.99




(6-16466) Pennsylvania Icebreaker Tunnel Car \$44.99



(6-26139) Lionel Lines Stockcar with Horses \$44.99



(6-29429) Campbell's® Soup Vat Car \$49.99



(6-26137) Jack Frost Single Dome Tank Car \$49.99



(6-26138) Nestle® Nesquik® Single Dome Tank Car \$49.99



(6-19679) St. Louis Federal Reserve Mint Car \$54.95



(6-26039) Lionel Lions Flatcar with Zamboni® Ice Resurfacing Machines \$39.99



ZAMBONI and the configuration of the ZAMBONI® ice resurfacing machine are registered trademarks of Frank J. Zamboni & Co., Inc.

(6-26058) Southern Pacific Flatcar with Trailer Frames \$49.95



(6-29438) Union Pacific TTUX Cars \$84.99



Campbell's® Soup Vat Car

Imagine a Vat Car that carries four massive containers of steaming hot Campbell's® Soup! This Vat Car is decorated with America's favorite soup company.

- Metal frame
- Four vats
- Length: 11"

Single Dome Tank Cars

Tank cars, such as ours in the prototypical Jack Frost livery, are a rolling pipeline used for hauling all sorts of commodities. Inspired by an American favorite for over 50 years, the Nestle® Nesquik® Single Dome Tank Car features the cheerful Nesquik® Bunny on both sides.

- Minimum Radius: 0-27
- Length: 10"

St. Louis Federal Reserve Mint Car

The next in our series of Federal Reserve Mint Cars represents the fabled Gateway to the West. The car features a shimmering plated bullion load.

- Minimum Radius: 0-27
- Length: 10 1/4"

Lionel Lions Flatcar with Zamboni® Ice Resurfacing Machines

The Lions have the playoffs coming up and they need some extra help keeping the home ice flawless. Two Zamboni® Ice Resurfacing Machines are sure to get the job done.

Includes two removable die-cast metal Zamboni® Ice Resurfacing Machine models with elastic tie-downs.

- Minimum Radius: 0-27
- Length: 10 1/2"

Southern Pacific Flatcar with Trailer Frames

The Southern Pacific Railroad was one of the pioneers of modern intermodal freight with their trucking company Pacific Motor Transport. This flatcar is the perfect addition to the Southern Pacific Maxi-stack found in Lionel Classic Trains Vol. II 2002.

- Minimum Radius: 0-27
- Length: 10 1/2"

Union Pacific TTUX Cars

These unique cars were introduced in the mid-1970s to give railroads a lightweight alternative for moving intermodal freight.

- Two removable trailers with die-cast metal frames
- Realistic articulation between cars
- Minimum Radius: 0-27
- Length: 21 1/2"

TRADITIONAL ROLLING STOCK

ALL ROLLING STOCK ON PAGES 82-83 FEATURES:

- Die-cast metal sprung trucks (Caboose has die-cast metal trucks) and operating couplers
- Metal frames
- Durable, painted bodies
- Metal brake wheels

Postwar Celebration Series

Designed from original tooling, Postwar Celebration Series rolling stock provides accurate reissues of favorites from the golden age of O gauge. Each includes decoration and colors painstakingly matched to original pieces. Postwar Celebration Series rolling stock receives special packaging and a metal Postwar plaque.

#6801 Lionel Flatcar with Boat

FEATURES:

- Removable, durable boat
- Minimum Radius: 0-27
- Length: 10 1/2"

(6-26048) \$44.99

#6445 Fort Knox Mint Car

FEATURES:

- Plated bullion load
- Minimum Radius: 0-27
- Length: 10 1/4"

(6-19688) \$54.99

Postwar Flatcars

FEATURES:

- Three metal pipes on #2411 Flatcar
- Two cable reels with wire on #6561 Flatcar
- Transformer load on #2461 Flatcar
- Minimum Radius: 0-27
- Length: 10 3/4"

(6-26045) #2411 Flatcar with Big Inch Pipe \$54.99

(6-26046) #6561 Flatcar with Cable Reels \$54.99


(6-26047) #2461 Flatcar with Transformer \$54.99



#6414 Evans Auto Loader

FEATURES:

- Four removable, durable cars
- Minimum Radius: 0-27
- Length: 10 3/4"

(6-29439) \$59.99





#6517-75 Erie Bay Window Caboose

- FEATURES:**
- Interior lighting
 - Minimum Radius: 0-27
 - Length: 10"
- (6-19792) \$59.99

Archive Collection Rolling Stock

This special series of cars represents ideas that only reached the design phase, but never quite left the drawing board...until now. In 2003, more of these lost classics come to life. Don't miss the Archive Collection Baltimore & Ohio Sentinel Brakeman Car found on page 88.

#6356 NORTHERN PACIFIC DOUBLE DOOR STOCK CAR

- Minimum Radius: 0-27
 - Length: 11 1/8"
- (6-19560) \$44.99

#6315 DIAMOND CHEMICALS SINGLE DOME TANK CAR

- Minimum Radius: 0-27
 - Length: 10"
- (6-26147) \$44.99

#6356 NEW YORK CENTRAL DOUBLE DOOR BOXCAR

- Minimum Radius: 0-27
 - Length: 10 1/4"
- (6-39247) \$44.99

Archive Boxcar 3-Pack

The popular boxcar series continues with this 3-pack set of cars from the Lionel archives. The 6464-625 Soo Line, 6464-750 Denver & Rio Grande Cookie Box, and 6464-775 Duluth, South Shore & Atlantic boxcars have been rescued from the collection of prototypes and made ready for the production line for the first time ever. Each car also includes opening doors and metal door guides.

- Minimum Radius: 0-27
 - Length: 10 1/4"
- (6-39242) \$114.99

OPERATING CARS

ALL ROLLING STOCK ON PAGES 84-85 FEATURES:

- Die-cast metal trucks (Searchlight Car features durable trucks) and operating couplers
- Durable, painted bodies

Santa Fe Operating Searchlight Car

The Santa Fe Operating Searchlight Car features durable construction, a bright beacon of light and the bold Santa Fe livery. It is a great addition to the Santa Fe Super Freight Train Set found on page 8.

- Minimum Radius: 0-27
- Length: 10 1/2"

(6-36734) \$34.99



Union Pacific Smoking Bunk Car

This lucky work crew gets just about the best accommodations on three rails. The entire crew knows its almost meal time when they see the smoke rising from the stack. Add this smoking bunkcar to the Union Pacific Rotary Snowplow, (6-18466) from Lionel Classic Trains Volume 1 2002. The Union Pacific Smoking Bunk Car features interior lighting and a puffing smoke unit.

- Minimum Radius: 0-27
- Length: 11 1/4"

(6-19687) \$54.99



Stingray Express Aquarium Car

The Stingray Express Aquarium Car holds several of the mysterious winged specimens. These stealthy creatures glide through the car on their way to the Lionel Aquarium (6-14105) from Lionel Classic Trains Volume 2 2002. The Stingray Express Aquarium Car features a metal frame, interior lighting and endless animation while the car is in motion.

- Minimum Radius: 0-27
- Length: 10 1/4"

(6-26784) \$54.95



New York Central Stock Car with Cattle Sounds

Hold your nose and listen for the realistic "mooring" of the cattle as this car rolls by. Quiet the cows with the convenient on/off switch hidden beneath the car. The stock car is decked out in the Century green livery and cigar band logo of the New York Central. (Nine-volt battery required, not included)

- Minimum Radius: 0-27
- Length: 11 1/8"

(6-26795) \$59.95





REA Operating Boxcar

Watch as this busy REA employee heaves the detachable sack of mail out of the boxcar. Trigger his action with a section of Remote-Control or Uncoupling Track (sold separately, see pages 124-131.) The REA Operating Boxcar also features a metal frame and brake wheel.

- Minimum Radius: 0-27
- Length: 10 7/8"

(6-26792) \$54.99



C&NW Jumping Hobo Car

"We've seen a railroad bull up ahead, so you better get the lead out!" Risking life and limb, this daring hobo appears to run next to the speeding boxcar. Much to his surprise, he is about to run right into the grasp of a railroad cop. With a mighty leap, he jumps aboard the speeding boxcar and continues his journey. This exciting action car includes one hobo and one policeman figure as well as the jumping mechanism.

- Minimum Radius: 0-27
- Length: 10 1/2"

(6-36732) \$59.99



Texas & Pacific Poultry Dispatch Car

The men of the Texas & Pacific run a clean ship, even with the most notoriously odd men of the rails, the chicken drovers. At the push of a button the door opens and the chicken drover sweeps clear the deck (Remote Control Track required, see pages 124-131). The Texas & Pacific Poultry Dispatch Car also features interior lighting and realistic chicken sounds (nine-volt battery required, not included).

- Minimum Radius: 0-27
- Length: 11 1/8"

(6-36738) \$69.99

OPERATING CARS

WALKING BRAKEMAN BOXCAR AND MOE & JOE FLATCAR FEATURE:

- Die-cast metal trucks and operating couplers
- Durable, painted bodies

Southern Pacific Walking Brakeman Boxcar

This sure-footed brakeman had to walk over the rocking boxcar rooftops to engage each brake wheel. As this boxcar rolls down the track, the brakeman figure moves back and forth along the roofwalk. The Southern Pacific Walking Brakeman Boxcar also includes a metal frame and door guides.

- Minimum Radius: 0-27
- Length: 10 1/4"

(6-36728) \$59.99

Weyerhaeuser Moe & Joe Flatcar

Moe and Joe are now ready to work on your O gauge layout! Inspired by the American Flyer Lumber Moe & Joe Flatcar, five wooden boards are unloaded into the included trackside bin—with the help of Moe and Joe, of course. The flatcar is decorated in the bright green of the Weyerhaeuser Timber Company.

- Minimum Radius: 0-27
- Length: 10"

(6-36727) \$69.99

Log Dump Cars and Coal Dump Cars

Based on Postwar classics of the late 1940s, the Log Dump Cars and Coal Dump Cars have realistic, operating dumping action just like the originals. The Coal and Log Dump Cars are both available in a Postwar Celebration Series version, including a Postwar plaque, as well as a road name version. Each car features a die-cast metal frame with either a log or coal load. Both cars include a durable dumping trackside tray. These cars offer great additional action to the coal and lumber loading accessories found on pages 104-105.

LOG DUMP CARS AND COAL DUMP CARS FEATURE:

- Die-cast metal trucks and operating couplers
- Painted metal bodies
- Minimum Radius: 0-27
- Length: Log Dump Cars: 8 5/8"
Coal Dump Cars: 9 1/8"

(6-36739) #3461 Log Dump Car \$69.99

(6-36740) #3469 Coal Dump Car \$69.99

(6-36764) West Side Lumber Log Dump Car \$69.99

(6-36765) Alaska Coal Dump Car \$69.99

NEW



NEW





ALL ROLLING STOCK ON PAGE 88 FEATURES:

- Die-cast metal trucks and operating couplers
- Durable, painted bodies

Archive Collection Baltimore & Ohio Sentinel Brakeman Boxcar

Strips of rope called tell-tales were used to warn a distracted brakeman of an oncoming tunnel or low bridge. When the brakeman felt the tell-tales, he knew that it was time to hit the deck, just like the brakeman on this B&O boxcar. Part of the Archive Collection Series, the Baltimore & Ohio Sentinel Brakeman Car almost didn't leave the drawing board. See page 83 for other freight cars in this exciting series.

- Minimum Radius: O-27
- Length: 10 1/4"

(6-36760) \$89.99



Watch as the brakeman hits the deck



Baldwin Locomotive Works Welding Car

This Operating Welding Car features an industrious welder underway to the famous shops of the Baldwin Locomotive Works. As the car moves, the welder goes about his work. A bright LED light gives the effect of a glowing arc welder, which also reflects in the welder's mask.

- Minimum Radius: O-27
- Length: 10 1/2"

(6-36701) \$79.95



Santa Fe Searchlight Car

The Santa Fe Searchlight Car brings remote control operation to this classic die-cast metal car. Adjust the searchlight's brightness level and how fast or slow the light rotates via a remote control or uncoupling track section (Not included, see pages 124-131) This car also features a die-cast metal body and metal searchlight base. It is the perfect addition to the all-new Santa Fe Command Control Crane Car.

- Minimum Radius: O-27
- Length: 9"

(6-36726) \$69.99





Track Cleaning Car

The Postwar-styled Lionel Track Cleaning Car is ready for Maintenance of Way duty. Run the Track Cleaning Car behind a locomotive or in a train to provide reliable preventive maintenance against residue build-up on the rails. The heavy die-cast metal frame keeps even pressure on the sponges. Fill the track cleaning fluid reservoir with your favorite track cleaning fluid or Lionel Track Cleaning Fluid from Maintenance Kit 6-62927 (See page 132.) An ON/OFF switch controls the fluid flow.

FEATURES:

- Dual rotating scrubbers with replaceable sponges
- Die-cast metal operating couplers
- Die-cast metal frame
- Durable, painted body
- Minimum Radius: 0-27
- Length: 8"

[6-18461] \$129.95

NEW



Missile Launch Sound Car

"Target acquired. Fire!" shouts the missile operator. The new Missile Launch Sound Car brings even more action to the 6-21788 Missile Launch Train Set (See page 14). Hear the whoosh of each missile, synchronized with the firing of the payload on the #44 missile launcher locomotive. Other effects include diesel engine revving and various announcements customized for the Missile Launch Set.

FEATURES:

- Realistic sound effects including missiles launching and crew announcements
- Die-cast metal trucks and operating couplers
- Metal frame
- Durable, painted body
- Minimum Radius: 0-27
- Length: 10 1/4"

[6-36730] \$179.99



Santa Fe Command Control Crane Car

Referred to as "the big hook", a crane car was often the largest piece of equipment that a railroad owned. They helped haul away wrecked locomotives, rerailed cars, assisted in track laying operations and even worked with bridge building crews. Our all-new Command Control Crane Car wears the "zebra stripe" livery of the famed Santa Fe. Best of all, the action of this exciting new car is all controlled with the touch of a button on your CAB-1 Remote Controller. The versatility of TrainMaster Command Control allows for functions like rotating the cab, raising and lowering the boom, lifting the dual hooks and even deploying the side outriggers.

FEATURES:

- TrainMaster Command Control operation
- Powerful, maintenance-free motor
- Die-cast metal trucks and operating couplers
- Die-cast metal body and boom
- Realistic exterior lighting
- Minimum Radius: 0-31
- Length: Approx. 10"

[6-26769] \$299.99

AMERICAN FLYER

Baldwin Switchers

These mighty Baldwin Switchers are ready to go to work classifying freight in the yard or pulling a consist down the mainline! Dressed in the classic Seaboard and Santa Fe liveries, each diesel locomotive features a powerful operating headlight.

FEATURES:

- All new drive system with die cast metal trucks
- Transformer controlled forward, neutral, and reverse operation
- Operating headlights
- Maintenance-free powerful motor
- Die-cast metal trucks and frame
- Durable, painted body
- Length: 9"
- S Gauge

(6-48034) Seaboard \$249.99

(6-48035) Santa Fe \$249.99





Seaboard Square Window Caboose

The Seaboard Square Window Caboose is the perfect complement to the Seaboard Baldwin Diesel. It includes bright interior lighting.

FEATURES:

- Die-cast metal trucks and operating couplers
- Metal frame
- Painted body
- Interior lighting
- Length: 8 3/8"
- S Gauge

(6-48724) \$49.99



Santa Fe Boom Car and Crane Car

Model a Santa Fe MoW operation to your layout! Imagine using the crane to lower rails into position or to lift a derailed locomotive back on the tracks.

SANTA FE BOOM CAR

- Die-cast metal trucks and operating couplers
- Durable frame, cab, and fence
- Painted body
- Length: 8 3/8"
- S Gauge

(6-48723) \$49.99

SANTA FE CRANE CAR

- Die-cast metal six-wheel trucks and operating couplers
- Die-cast metal frame, hook, block, jack stand, and winding wheels
- Painted cab body
- Length: 8 3/8"
- S Gauge

(6-49012) \$69.99

AMERICAN FLYER

American Flyer Rolling Stock

Boxcars, tank cars, and flat cars with different loads—these American Flyer favorites are decorated in exciting new liveries.

AMERICAN FLYER ROLLING STOCK

FEATURES:

- Die-cast metal trucks
- Operating couplers
- Durable painted bodies
- S gauge

Pennsylvania Boxcar

- Metal frame
- Opening doors
- Length: 8 3/8"

(6-48352) \$49.99

Diamond Chemicals Single Dome Tank Car

- Metal handrails
- Length: 7 5/8"

(6-48413) \$49.99

Southern Pacific Flatcar with Trailers

- Two railroad trailers
- Length: 8 3/8"

(6-48532) \$49.99





Burlington Hopper

- Length: 7 3/8"
- (6-48622) \$49.99



PFE Reefer

- Metal frame
- Opening doors
- Length: 8 3/8"
- (6-48808) \$49.99



Moe & Joe Flatcar

- Two animated figures appear to unload wooden boards
- Operating contractor included for operation on American Flyer track
- Length: 8 3/8"
- (6-49011) \$69.99

Chessie Flatcar with Cable Reel

- Die-cast metal six-wheel trucks
- Die-cast metal body
- Two cable reels
- Length: 8 3/8"
- (6-48531) \$59.99



AMERICAN FLYER

#774 Floodlight Tower

Perfect for a freight yard on any layout, the American Flyer #774 Floodlight Tower features four bright lamps.

FEATURES:

- Durable base and tower
- Metal platform, lamp holders, and pipe
- Four lights
- Dimensions: Approx. 5" x 6" x 13"

(6-49814) \$99.99

#787 Log Loader

The classic American Flyer #787 Log Loader is ready to go to work on your S or O gauge layout. At the press of a button, the operator hooks a log from the bin inside the structure, hoists it up, and loads it onto a car positioned in front of the accessory.

FEATURES:

- Crane operator picks up logs and drops them onto cars positioned in front of the accessory
- Metal walkway and base
- Durable base, structure, and building
- Dimensions: 10" x 11 1/2" x 9"

(6-49810) \$129.99





#789 Baggage Smasher

When the trains pull in, Billy the Baggage Smasher has his work cut out for him! The Baggage Smasher accessory features an animated figure that wheels the passenger's luggage across the platform at the press of a button.

FEATURES:

- Animated figure
- Durable base and building
- Dimensions: 10" x 7 1/4" x 4 3/4"

(6-49813) \$129.99

755 Talking Station

"Chicago, St. Louis! All points west! Now boarding!" The classic American Flyer Talking Station is introduced with modern, digital technology. The microphone and speaker in this accessory allow you to become the station master.

FEATURES:

- Digital recording, microphone, and speaker
- Interior lighting
- Stamped metal bases, building, and signs on the roof
- Dimensions: 6" x 12" x 8"

(6-49812) \$199.99

**CHICAGO, ST. LOUIS
ALL POINTS WEST
NOW BOARDING!**



OPERATING ACCESSORIES

Station Platform

FEATURES:

- Durable construction
- Includes eight full-color press-on advertisements
- Easy to assemble
- Dimensions: 12" x 3 3/8" x 5"

(6-14096) \$12.99

Illuminated Station Platform

FEATURES:

- Durable construction
- Includes two frosted light bulbs
- Includes eight full-color press-on advertisements
- Dimensions: 12" x 3 3/8" x 5"

(6-14095) \$29.99

Automatic Gateman

FEATURES:

- Gateman emerges from his shanty to warn motorists of passing trains
- Durable construction
- 153C Contactor included
- Also works with insulated track section (sold separately)
- FasTrack compatible
- Comes fully assembled
- Dimensions: 7" x 5 3/4" x 4 3/4"

(6-14091) \$59.99

Animated Billboard

FEATURES:

- Durable construction
- Billboards change from one to the other at the touch of a button
- Dimensions: 8" x 2 1/4" x 5"

(6-14159) \$29.99

#133 Passenger Station

FEATURES:

- Durable construction
- Interior lighting
- Dimensions: 12 1/8" x 8 1/4" x 6 1/2"

(6-14152) \$49.99



Railroad Control Tower

FEATURES:

- Durable base, tower, observation booth, anemometer, and figures
- Interior lighting
- Powerful maintenance free motor
- Dimensions: 5" x 5" x 11"

(6-24153) \$49.99



#395 Floodlight Tower

FEATURES:

- Metal tower and platform
- Four die-cast metal illuminated lights
- Dimensions: 5" x 5" x 11"

(6-14155) \$69.99



Pedestrian Walkover

FEATURES:

- Durable construction
- Conveniently spans two track widths
- Optional two infrared sensors calculate train velocity
- Optional controller with LCD screen displays train speed in scale miles per hour
- FasTrack compatible
- Dimensions: 14 3/4" x 13" x 7"

(6-14082) **Pedestrian Walkover with Speed Sensor** \$99.99

(6-14083) **Pedestrian Walkover (without speed sensor)** \$49.99



OPERATING ACCESSORIES

Space and Military Accessories

A blast from the past, three classic accessories from the Space Age 1960s return for the 21st century. All of these accessories follow in the tradition of the Postwar Missile Launch Train Set on page 14. The #470 Missile Launch Platform features a rotating launcher and a missile that actually fires. The Exploding Ammo Dump offers a more challenging target with its camouflage paint scheme. The Missile Firing Range Set provides the added thrill of a moving target, with four firing missiles and an Exploding Boxcar.

Exploding Ammunition Dump

FEATURES:

- Structure flies apart when struck by a projectile
- Dimensions: Approx. 4" x 5 1/2" x 2 1/2"

(6-24106) \$29.99

#470 Missile Launch Platform

FEATURES:

- Rotating missile launcher
- Firing missile
- Dimensions: Approx. 11" x 12" x 4"

(6-14162) \$69.95

Missile Firing Range Set

FEATURES:

EXPLODING BOXCAR:

- Mechanism causes the car to fly apart when struck by a projectile
- Metal frame
- Die-cast metal sprung trucks
- Minimum Radius: 0-27
- Length: 10 1/4"

MISSILE RANGE:

- Four missiles fire in succession
- Dimensions: 7 1/2" x 2 1/2"

(6-24107) \$79.99



New York Central Hobo Hotel

Somewhere at an abandoned siding off of the New York Central mainline, a group of travel-weary hobos takes a load off. Some play checkers while a high iron troubadour strums away on an old guitar. Others are simply content to stay warm by the flickering campfire. The New York Central Hobo Hotel is conveniently sized for almost any layout. Off of the layout, it is the perfect train room display piece. Twist the rusted garbage can and watch the campfire begin to flicker.

FEATURES:

- Seven cast pewter figures, trash can, stick and pot
- Flickering LEDs simulate campfire
- Dimensions: 10 1/2" x 8 1/2" x 3 3/4"

(6-24149) \$49.95



Industrial Tank

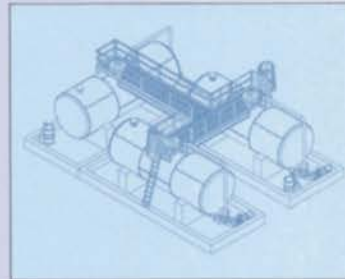
Inspired by real oil and gas industries whose fields are filled with vast "highways" of connected tanks, you can replicate a large Tank Town of your own with this new Industrial Tank. With metal connecting walkways included, it's easy to start building an impressive field.

FEATURES:

- Durable base and metal tank construction
- Metal ladder, platform and walkways
- Operating industrial lamp
- Conveniently connects to multiple tanks for building large fields
- Dimensions: 4" x 7" x 3 1/2"

(6-14143) \$69.95

Connect two...



...or more!

Industrial Water Tower

The people of Lionelville now have their own water tower. This patriotically inspired tower helps to promote good feeling and joy among the community.

A blinking warning light at the top warns any low flying aircraft. Newly decorated, the Industrial Water Tower includes an all new base, supply shack, and animated action via a new lighted, blue-tinted bubbling tube.

FEATURES:

- Metal Tower and ladder
- Lighted bubble tube
- Blinking warning light on top
- Dimensions: 6" x 6" x 15"

(6-24102) \$89.99




Industrial Smokestack

Modeled after smokestacks that stand across the American industrial landscape, the new Lionel Industrial Smokestack features a powerful smoke unit and operating aircraft warning lights at the top.

FEATURES:

- Operating smoke unit
- Aircraft warning lights
- Dimensions: Height Approx. 20"

(6-14142) \$99.99



OPERATING ACCESSORIES

Maiden Rescue

Some dastardly villain has tied the fair maiden to the tracks. Oh no! The express is fast approaching. At the last moment the valiant officer of the Royal Canadian Mounted Police rushes forward rescuing the fair maiden and saving the day.

FEATURES:

- Durable construction
 - Includes 153 Contactor
 - Also works with Insulated Track Section, sold separately
 - Dimensions: Approx. 6" x 4" x 6"
- (6-24154) \$49.99



Operating Billboard Signmen

Pasting a giant poster to a huge billboard can be quite a challenge—especially when the glue decides to quit! The signmen have one corner left. They roll the sign out, it curls back down, but the persistent signmen won't give up.

FEATURES:

- Animated figures use rollers to unfurl a new sign
 - Durable construction
 - Two figures
 - Dimensions: Approx. 8" x 3 1/4" x 5"
- (6-14148) \$99.99



NEW

Playground swings

Woo-hoo! Watch the merry children swing back and forth all day long. Two boys are also playing "hide-and-go-seek" in the pipes. The compact size of the accessory offers an easy way to add animation to any size layout.

FEATURES:

- Two children swing back and forth
 - Durable construction
 - Dimensions: Approx. 4 1/2" x 4 1/2" x 3"
- (6-14199) \$74.99




Lion Oil Derrick

Branded with the catchy Lion Oil name, this accessory brings big oil to O gauge. You will actually see the "oil" come bubbling out of the ground in the derrick's tube, and a die-cast metal generator adds strength to this classic.

FEATURES:

- Die-cast metal generator, hook and block assembly
 - Metal base, tower and nameplate
 - Bubbling tube
 - Includes five metal oil barrels
 - Dimensions: 8" x 5" x 14"
- (6-14153) \$79.95



Other end of pipes

Concept model shown

Operating Lumberjacks

Timber! Working by hand, these lumberjacks labor hard, pushing and pulling the saw back and forth through the log. This operating accessory offers the excitement of animation in a compact size that can fit on just about any layout.

FEATURES:

- Two animated lumberjack figures operate two-man saw
- Durable construction
- Dimensions: Approx. 4 1/2" diameter x 3" high

(6-14145) \$99.99

NEW

World War II Pylon

Although better known for their exploits over the war-torn skies of Europe, the United States Army Air Force P-51 Mustang also made significant contributions to the victory in the Pacific from 1943 onwards. They saw action from the Burma Road to the jungles of New Guinea, and escorted B-29 Superfortresses on long range bombing sorties against the Home Islands of Japan in 1944 and 1945. Watch as the Mustang fights it out with a Japanese Zero.

FEATURES:

- Powerful, maintenance-free motor
- Metal tower
- Durable construction
- Interior lighting
- Dimensions: 5 3/4" x 5 3/4" x 14 1/4"
- Airplanes fly at approximately 21 1/2" above the base

(6-24108) \$129.99


#415 Lion Oil Diesel Fueling Station

When you're running low on fuel, there's only one place to go, the #415 Lion Oil Diesel Fueling Station. Park next to the station and watch the fuel attendant swing the fuel line into action. When he's done, he heads back into the shack and waits for the next fuel-starved loco to pull in.

FEATURES:

- Metal base and fuel line
- Fuel attendant moves in and out of shack
- Lighted interior
- Dimensions: 9 1/8" x 9" x 7 1/2"

(6-14156) \$99.95



HISTORIC LAYOUT SERIES

We are proud and excited to announce the beginning of a new series of accessory products called the Historic Layout Series. Working in conjunction with the owners of the country's most recognized and beloved train layout attractions, we will be replicating fun, whimsical and prototypical accessories from their layouts. Often hand-built, and typically one of a kind, these accessories will now be able to become part of your very own collection.

The first offerings in this series can be found on the famous Miniature Railroad & Village™ layout of the Carnegie Science Center in Pittsburgh, Pennsylvania. Founded Christmas Eve, 1920, by Pennsylvania native Charles Bowdish, this Lionel-only layout has become one of the biggest, most-visited layout attractions in the country. What's more, Lionel has had a relationship of support with the layout for more than 50 years. We are pleased to team up with the Miniature Railroad & Village to kick off this new series. A portion of the proceeds from the sale of each of the four products on this page will be donated to the Miniature Railroad & Village to support ongoing operations.



One of the four
Carnegie Museums
of Pittsburgh

These realistic animations are just some of the more than one hundred original mechanized details waiting to be discovered on Carnegie Science Center's Miniature Railroad & Village, Pittsburgh Pennsylvania.

Discover more at: www.MinatureRailroad.org or call the Carnegie Science Center at 412.237.3400 for information on the operational schedule for the one and only Miniature Railroad & Village exhibition!

NEW



As Mr. Spiff tips his hat...

"Mr. Spiff and Puddles"

In the village park, a man on a leisurely stroll with his dog tips his hat and beckons "Good Day" to a passing lady unaware of how his dog is undermining his gallantry! If Mr. Spiff only knew what his dog, Puddles, was doing behind him!

FEATURES:

- As Mr. Spiff tips his hat, his dog Puddles raises his leg
- Includes separate park bench for customer placement
- Trash can conceals ON/OFF switch
- Dimensions: 5 1/8" diameter

(6-24137) \$69.99



Puddles waits...



Then takes advantage of the distraction!

Concept model shown

NEW



"Playtime" Playground

On a warm summer day in the Miniature Railroad & Village, children spin around and around until they're dizzy and swing so their toes almost touch the clouds! Christopher doesn't have a seesaw partner but his dog is more than eager to jump on for the ride!

FEATURES:

- Seven simultaneous animations; four swings, two see-saws and one merry-go-round
- Twelve hand-painted figures
- Trash can conceals ON/OFF switch
- Dimensions: 6" x 8" x 3"

(6-24138) \$79.99

Concept model shown



Concept model shown

Duck Shooting Gallery

Get your ducks in a row with this miniature animated amusement park booth. Watch the miniature marksmen actually knock down the targets! Hear the calls of the barker, the gunshots and "PING!" as the shot finds its mark. The replica is based on an authentic attraction from a western Pennsylvania amusement park, and fits perfectly with other Lionel carnival offerings.

FEATURES:

- Ducks rotate on carousel, some fall as if they have been hit
- Sounds of barker, gunshots and "PING!" of falling ducks
- Interior lighting
- Detailed interior and exterior
- Includes four hand-painted figures
- Dimensions: 8 1/2" x 6 1/2" x 6"

(6-24139) \$149.99



Four hand-painted figures.

Charles Bowdish Homestead

This replica of a western Pennsylvania farmhouse depicts the homestead of Miniature Railroad & Village creator, Charles Bowdish of Brookville, PA. Legend has it that Charles is being walked to sleep by his pacing mother in the second floor nursery, and his brother Sean is being rocked by his grandmother on the front porch. The pacing mother and the rocking chair actually move!

FEATURES:

- Detailed exterior
- Second floor nursery with crib and dresser
- Rocking chair animation on porch
- Interior lighting
- Animation of mother and child in second floor nursery
- Lichen on outside trellis
- Includes two stationary figures
- Dimensions: 11" x 11 1/4" x 8 1/2"

(6-24140) \$149.99



Mother walks back and forth to put baby to sleep.



Concept model shown

OPERATING ACCESSORIES

Conveyor Lumber Loader

First built in 1948, the Conveyor Lumber Loader is the perfect accessory for the Postwar-inspired metal Log Dump Cars found on pages 86-87. Load up the logs from your Lionel Log Dump Car and a conveyor belt will take them to the top, then watch gravity do its job as the log rolls off the belt, down the ramp, and onto another awaiting car. Exterior lights with red and green jewels highlight the classic action.

FEATURES:

- Powerful maintenance-free motor
- Stamped metal construction
- Operating conveyor belt system
- Illuminated with red and green jewels
- 12 wooden logs
- Dimensions 28" x 3 1/8" x 4 1/2"

(6-24152) \$99.99

Log dump cars
not included.

Coal dump car
not included.

#497 Coaling Station

For a classic Postwar feel, the #497 Coaling Station is ideally operated with the metal Coal Dump cars (see pages 86-87). Partnered with a Remote-Control Track section (included), the #497 Coaling Station loads and unloads coal at the touch of a button. After the Coal Dump Car empties its load into the trackside receiving bin, the receptacle is raised and dumped into the overhead storage bin.

FEATURES:

- Remote-Control Track section triggers the dumping of the Coal Dump cars
- Remote control operation of raising the hopper and opening the chute doors
- Metal base, legs and structure
- Durable receiving bin, storage bin and chutes
- O gauge remote control track section
- Remote controller
- Dimensions: 9 1/2" x 6" x 10"

(6-14107) \$129.95

Lionel Sawmill

Most of the logs from the tireless Lionel Lumberjacks (see pages 100-101) end up here at the Lionel Sawmill. See the logs enter into the sawmill by conveyor belt, hear the grind of the blade and watch in amazement as fresh wood planks come out of the other side. Safety strobe lights on both sides warn workers to be careful around the action. Together with the Postwar-inspired Log Dump Cars found on pages 86-87 and the Lionel Conveyor Lumber Loader, the Lionel Sawmill can complete a classic logging railroad empire.

**FEATURES
ACTUAL
SPINNING
BLADE!**

FEATURES:

- Powerful maintenance-free motor
- New spinning blade
- Durable body
- Operating strobe lights
- Wooden logs and boards
- Compatible with all Lionel log dump cars
- Dimensions: 16" x 6" x 6"

(6-24147) \$129.99

Log dump car not included.

#397 Coal Loader

Entirely remote-controlled, this classic accessory loads coal by means of a conveyor belt. Dump some coal into the receiving tray on this accessory, and the vibrating motor will move the coal to the top. Here, the coal is scooped up by the conveyor belt and dropped into a waiting freight car.

FEATURES:

- Powerful maintenance-free motor
- Die-cast metal base
- Metal conveyor and frame
- Durable construction
- Bag of Lionel coal and controller included
- Dimensions: 10 1/6" x 7 7/16" x 6"

(6-14157) \$179.95

OPERATING ACCESSORIES

Railroad Tugboats

In America's busiest ports such as New York Harbor, tugboats played a vital role in the freight business. Railroads that served the bustling waterfronts employed their own specialized "navies" of tugs and carfloats painted in liveries that matched their landlubber locomotive-bound brethren. This tugboat is inspired by an actual vessel in the Baltimore & Ohio's "navy". The realistic whistle is based on a recording of a Crosby 12" brass whistle, the most common type used on tugboats. The water wake base is removable, so these models can be easily displayed on a train room shelf or integrated into a waterfront layout. Smoke, lights and whistle sounds all feature individual switch control. All features can be activated via track power on a layout. Four AA batteries (not included) are required for lights and whistle sounds in a display environment or add a 36-watt Accessory Transformer 6-32923 (see page 123) for an easy way to access all of the features whether as a shelf display or on a layout.

FEATURES:

- Durable painted body
- Removable base
- Operating smoke unit
- Realistic whistle
- Interior lighting
- Metal handrails
- Dimensions: Approx. 19" x 5" x 11"

(6-14180) Baltimore & Ohio \$199.95



36-watt Accessory Transformer
6-32923 (See page 123)



 BALTIMORE & OHIO
TUGBOAT
MADE BY LIONEL



Lionel Lighthouse

This lighthouse is inspired by the Heceta Head Light on the Oregon coast. The Lionel Lighthouse should be the centerpiece of any maritime layout. A bright rotating searchlight and authentic foghorn warn off stray ships. It now includes adjustable volume control and new DC adapter jack (wall power pack not included). The Lionel Lighthouse will shine as an animated display piece off of the layout as well.

FEATURES:

- Rotating searchlight
- Interior lighting
- Realistic foghorn
- Adjustable volume control
- DC adapter jack
- Durable construction
- Metal tower and tower base
- Dimensions: 12" x 8" x 18"

(6-24135) \$159.95

Drawbridge

Perfect for traversing quaint waterways, the Lionel Drawbridge brings animated fun to your layout. At the touch of a button, the bridge lifts majestically in the air allowing boats or trains to pass underneath. Flashing red lights accent the action.

FEATURES:

- Powerful maintenance-free motor
- Durable construction
- Dual flashing warning lights
- Bridge raises at the touch of a button
- Dimensions: Approx. 4 1/2" x 10" x 2"

(6-14173) \$129.95



OPERATING ACCESSORIES

Amusement Park Swing Ride

Continuing in the tradition of Lionel amusement park favorites like the Ferris Wheel and Pirate Ship Ride, 2003 finds another carnival classic on the Lionel midway. The Lionel Amusement Park Swing Ride represents a staple of county fairs, carnivals and amusement parks across the country. Watch in amazement as the ride slowly builds in speed, thrilling its riders as the seats swing further out. Exterior lights and cheerful carnival music highlight this all-new operating accessory.

FEATURES:

- Powerful maintenance-free motor
- Cycle-controlled variable speed
- Exterior lights
- Authentic carnival music
- Colorful, carnival-inspired graphics
- Durable construction
- Hand-painted figures
- ON/OFF controls for sound, lights and motion
- Dimensions: Approx. 11" diameter x 12" height

(6-14170) \$199.99

Frank's Hotdog Stand

Nothing beats a good dog. Watch the action going on with this accessory. Frank spends his day selling the best dogs this side of the tracks. Right now you can see him selling his best customer, Jimmy, two of those red hots while Oscar the wiener dog runs crazily around the fire hydrant, in anticipation of his treat.

FEATURES:

- Powerful maintenance-free motor
- Colorful, painted graphics
- Durable construction
- Interior lighting
- Dimensions:

• 8 1/2" x 6 1/2"

(6-14160) \$79.99



See the Carnival People Pack on pages 116-117 for a perfect addition to your Lionel Carnival.



Ferris Wheel

Towering over the midway, this colorful giant features a rotating wheel illuminated by four bright spotlights and a lighted ticket booth and marquee. The Lionel Ferris Wheel now features a DC jack (wall power pack not included), making this carnival favorite a great animated display piece on or off a layout.

FEATURES:

- Rotating wheel
- Four spotlights illuminate wheel
- Interior lighting in marquee and ticket booth
- Chairs for figures
- Operates with track power, accessory transformer, or via the new DC jack
- Dimensions: 12" x 8" x 20"

(6-14110) \$199.95



Pirate Ship Ride

Inspired by the popular carnival favorite, the realistic rocking Pirate Ship Ride features the excitement and color of the midway. The ship swings back and forth with all of the hair-raising action of the real thrill ride. The Lionel Pirate Ship Ride is perfectly sized to match your other Lionel carnival favorites — the Ferris Wheel and Carousel.

FEATURES:

- Boat swings back and forth
- Durable construction
- Ten hand-painted, seated figures
- Dimensions: Approx. 14" x 9" x 12"

(6-14171) \$249.95



OPERATING ACCESSORIES

THE LIONELVILLE™ SERIES

Hearken back to a simpler time when friendly neighbors gathered on the front porch to discuss the day's events, and kids rode their bikes downtown to play in the park or to grab a soda. The place? Lionelville, where small-town, postwar America is still alive and well. Journey with us as the town's industrial, residential, rural and suburban areas take shape.

Lionelville, built over the course of several years, will transform any layout into a thriving American town. Complete with shops, restaurants, houses and industry, as well as some special surprises, Lionelville will combine authentic Americana, clever animations and detailed interiors into a whole lot of fun. The Lionelville series will offer a variety of products priced for every budget. It all begins today with Harry's Barber Shop.

Harry's Barber Shop

From the checkerboard tiled floor to the ceiling fans and pressed tin ceiling, Harry put a lot of time and effort into making his shop the best in the county. Always busy, Harry and Leo, his young protégé working the second chair, know all of the popular styles from the flat top to the Ivy League. They've already got customers waiting patiently, including an anxious little whippersnapper, while they finish up a couple of the local gentry. They work fast, too. Watch them as they move back and forth putting the finishing snips on a great haircut. Outside, the glow of the spinning barber pole puts a smile on the face of every passerby in downtown Lionelville.

FEATURES:

- First offering in the all-new Lionelville accessory series
- Detailed interior with animated barbers, overhead lighting, sinks and wall mirror
- Lighted, operating barber pole
- Premium decoration on inside and outside
- Convenient size makes it simple to fit on any layout
- Sidewalk base is removable for layouts with existing roads and sidewalks
- Seven detailed figures (two animated barbers, two customers in chair, three customers waiting)
- Removable roof with skylight, ceiling fans and pressed tin styled ceiling
- Gutter, downspout and door details on back side of building
- Dimensions:
 - 7" x 7 3/4" x 5 1/2" (on removable base)
 - 5" x 6 1/4" x 5 1/2" (with base removed)

(6-14168) \$149.95



Welcome
to
Lionelville



Lionelville Bandshell

Just over the hill, around the river's bend, nestled in a park on the edge of town, stands the Lionelville Bandshell. Each concert draws a crowd of folks who come out to show their appreciation, enjoy the evening, reminisce and hear the band play on in a relaxed outdoor atmosphere. Play your favorite music or old-time radio program in the concealed tape player and let your layout come to life with instrumentals, plays or broadcasts of your choice. The Lionelville Bandshell includes a conductor, five band members, six townspeople and four park benches. Soft illumination from inside highlights the events. A cassette tape player is concealed under the stage floor. Play, forward, rewind and stop controls are cleverly integrated in the front steps. The speaker is hidden inside the bandshell. An auxiliary speaker jack is provided, allowing additional output to an external speaker (not included). Power, external audio and volume controls are easily accessible on the side panel. Power can be supplied through track, accessory transformer, auxiliary power pack (not included), or two AA batteries (not included).

FEATURES:

- Six band members
- Six audience members
- Four durable park benches for audience members
- Fully functional tape deck with play, stop, rewind, fast forward and auto stop
- Auxiliary speaker jack
- Operates with track power, accessory transformer (see page 123), DC jack for wall power pack (not included) or two AA batteries (not included)
- Stage inspired illumination
- Dimensions:
Approx. 8 3/4" x 10 1/2" x 6 1/2"

(6-14164) \$199.95



Tape player hidden beneath floor



MAINLINE TRACKSIDE ACCESSORIES

Mainline Die-Cast Metal Accessories

With tough die-cast metal construction, these accessories all feature prototypical styling and function. Mainline Die-Cast Metal Accessories are easy to set up, and the perfect way to add some realistic action to any layout.



Die-cast Metal Girder Bridges

- Dimensions: 10" length

(6-14137) Generic Black \$24.99
(6-14175) Santa Fe \$24.99
(6-14176) Norfolk Southern \$24.99



153IR Controller

- Infrared sensors detect passing trains and activate connected accessories
 - Time delay adjustment knob (from 0 to 5 seconds)
 - Dimensions: 5" x 4 1/2" x 3 1/2"
- (6-14111) \$29.99



Mainline Gooseneck Lamps

- Brilliant illumination
 - Turn-of-the-century styling
 - Set of 2
 - Dimensions: 7"
- (6-14119) \$29.99

Old Style Clock Tower

- Working clock with replaceable battery included
 - Turn-of-the-century styling
 - Dimensions: 4"
- (6-14147) \$39.99



Mainline Cantilever Signal

- Lights change from green to red when trains pass through its block
- 153C Contactor included
- Dimensions: 7" x 2" x 6"

(6-22931) \$59.99

Mainline Automatic Operating Semaphore

- Blade activates and remains in position when trains enter its block
- Illuminated marker jewels
- 153C Contactor included
- Dimensions: 9 1/8" x 1 3/4" x 1"

(6-22944) \$49.99

Mainline Block Target Signal


- Lights change from green to red when trains move through its block
- Lights automatically reset to green when block clears
- 153C Contactor included
- Dimensions: 4 3/4" x 1 3/4" x 1"

(6-14099) \$49.99

Mainline Dwarf Signal

- Lights change from green to red when trains move through its block
- Lights automatically reset to green when block clears
- 153C Contactor included
- Dimensions: 3/4" x 3/4" x 1 3/4"


(6-14151) \$39.99



Mainline Walkout Cantilever Signal

- Overhead flasher
- Lighted signal
- Signals activate as train passes by
- 153C Contactor included
- Also works with insulated track section (sold separately)
- Dimensions: 5 3/4" x 2" x 6 3/4"

(6-22934) \$59.99



Mainline Auto Crossing Gates

- Red flashing signal
- Gate drops when train passes by
- Set of 2
- 153C Contactor included
- Also works with insulated track section (sold separately)
- Dimensions: 4" x 1" x 4 1/2"

(6-14098) \$79.99

TRADITIONAL TRACKSIDE ACCESSORIES

Crossing Gates, Signals and Bridges

There is no better way to add fun and excitement to your layout than with realistic Lionel railroad accessories. From signals to trestles, and bridges to tunnels, there is something for everyone. Run your favorite Lionel locomotives in style with these fun, sturdy accessories.

Lighted Lock-On

- Clip this Lock-On to the track, and the green light lets you know when you have track power.

(6-14112) \$4.99



#148 Dwarf Signal

- Lights change from green to red when train occupies its block
- Automatically resets to green when train clears its block
- 153C Contactor included
- Dimensions: 1 3/4" x 1 3/4" x 2"

(6-12883) \$19.99



Single Signal Bridge

- Lights change from green to red to warn approaching trains of occupied blocks ahead
- 153C Contactor included
- Dimensions: 3 1/4" x 4 1/2" x 7 3/4"

(6-14093) \$49.99



Double Signal Bridge

- Spans two tracks
- Lights change from green to red to warn approaching trains of occupied blocks ahead
- 153C Contactor included
- Dimensions: 3 1/4" x 10 1/4" x 7 3/4"

(6-14094) \$59.99



Auto Crossing Gate

- Gate drops when train passes by
- 153C Contactor included
- Also works with insulated track section (sold separately)
- Dimensions: 9 1/2" gate length

(6-12714) \$34.99

Auto Crossing Gate and Signal

- Gate drops and lights illuminate when train passes by
- 153C Contactor included
- Also works with insulated track section (sold separately)
- Dimensions: 7 3/4" x 8 3/4" x 9 1/2"

(6-62162) \$49.99



Scale-sized Banjo Signal

- Durable construction
- Passing trains activate "wig-wag" mechanism
- Also works with insulated track section (sold separately)
- 153C contactor included
- Dimensions: Approx. 1 1/2" x 1" x 4"

(6-14149) \$39.95

#154 Railroad Crossing Flasher

- Red lights flash when train passes by
- 153C Contactor included
- Also works with insulated track section (sold separately)
- Dimensions: 9" height

(6-12888) \$39.99

Banjo Signal

- Passing trains activate "wig-wag" mechanism
- Also works with insulated track section (sold separately)
- 153C Contactor included
- Dimensions: 7 3/4" height

(6-14090) \$44.99



Rock Piers

- Durable construction
- Classic Postwar styling
- Set of 2
- Dimensions: 7" x 5" x 3"

(6-12744) \$9.99

Elevated Trestle Set

- Durable construction
- Create realistic raised-grade sections
- Set of 10
- Dimensions: 4 3/4" height

(6-12755) \$19.99

Graduated Trestle Set

- Durable construction
- Incremental height grading
- Set of 22
- Dimensions: 4 3/4" height (tallest trestle)

(6-12754) \$19.99

Tunnel Portals

- Durable construction
- Portals with raised Lionel lettering
- Classic Postwar styling
- Set of 2
- Dimensions: 7" x 8 1/2"

(6-12896) \$9.99

Truss Bridge with Flasher and Piers

- Durable construction with metal base
- Flashing top-mounted beacon
- Durable rock piers
- Dimensions: 26 1/8" x 7 1/2" x 12 1/2"

(6-12772) \$44.99

Arch Under Bridge

- Durable construction
- Installs easily between Lionel elevated trestle piers
- Integrates easily into your own layout design
- Dimensions: 19 1/4" x 3 5/8" x 4 7/8"

(6-12770) \$19.99

Girder Bridge

- Girders with raised Lionel lettering
- Metal base
- Durable girders
- Dimensions: 10" length

(6-12730) \$9.99

Short Extension Bridge

- Durable construction
- Scaled for use with a single section of Lionel O-27 track
- Dimensions: 10" x 4 1/4" x 6 5/8"

(6-62716) \$9.99

TRADITIONAL TRACKSIDE ACCESSORIES

Lighting & Layout Supplies

Brighten up your layout with an exciting array of Lionel lights and beacons. Whether you are recreating downtown Lionelville, or your very own train yard, Lionel has lights for all of your needs.



Rotary Aircraft Beacon

- Metal construction
- Vibrotor motor rotates beacon light
- Red and green lighting
- Dimensions: 5" x 5" x 12"

(6-14097) \$49.99



Floodlight Tower

- Durable construction
- Illumination from 8 elevated bulbs
- New tilting head
- Dimensions: 12" height

(6-14092) \$34.99



#65 Yard Lights

- Durable construction
- Illumination from 2 elevated bulbs
- Set of 3
- Dimensions: 6 1/4" height

(6-12927) \$14.99



#70 Yard Lights

- Die-cast metal light housing
- Metal center post
- Set of 3
- Dimensions: 4 1/2" height

(6-14071) \$29.99



#64 Globe Street Lamps

- Durable construction
- Interior illumination
- Set of 3
- Dimensions: 5 7/8" height

(6-12926) \$14.99



#72 Highway Lights

- Brilliant illumination
- Durable construction
- Set of 4
- Dimensions: 6"

(6-12804) \$14.99



Railroad Signs

- Set of 14 assorted signs

(6-62180) \$5.99



Construction Zone Signs

- Realistic, printed construction graphics
- Set of 6
- Dimensions: 2 1/4" height

(6-32902) \$6.99



Highway Barrels

- Durable construction
- Painted orange with silver reflective tape
- Set of 6
- Dimensions: 1" height

(6-32922) \$6.99



Barrel Pack

- Real wood construction
- Set of 6
- Dimensions: 1 1/8" height

(6-12745) \$4.99



Double Floodlight Tower

- Durable construction
- Illumination from 16 elevated bulbs
- Tilting head
- Dimensions: 15" height

(6-24103) \$39.99




(6-24122) Lionelville People Pack \$19.99



(6-24123) Passenger Station People Pack \$19.99



(6-24124) Carnival People Pack \$19.99



Telephone Poles

- Durable construction
- Set of 10
- Dimensions: 10" height

(6-62181) \$5.99



Classic Billboard Set

- Durable construction
- Easy assembly
- 5 different railroad billboard inserts
- Set of 3 billboard stands
- Dimensions: 5 3/4" x 7/8" x 3 1/4"

(6-14121) \$7.99



Blinking Light Billboard

- Durable construction
- Light blinks on and off
- Railroad billboard art
- Dimensions: 5 3/4" x 7/8" x 4 1/2"

(6-14100) \$19.99



Vehicle Grade Crossings

- Durable construction
- Track fits in molded grooves
- Set of 2
- Dimensions: 3 1/4" x 7"

(6-12839) \$4.99



Railroad Bumpers

- Durable construction
- Easily snaps into place between outside rails of O and O-27 track
- Set of 3
- Dimensions: 3" x 1 1/2" x 1 1/2"

(6-12717) \$4.99



Die-cast Metal Bumpers

- Die-cast metal construction
- Illuminated red lights
- Easily snaps into place between outside rails of O and O-27 track
- Set of 2
- Dimensions: 3" x 1 7/8" x 2"

(6-62283) \$19.99



#260 Illuminated Bumpers

- Durable construction
- Easily snaps between outside rails of O and O-27 track
- Illuminated red lights
- Set of 2
- Dimensions: 3" x 1 1/2" x 1 1/2"

(6-12715) \$8.99



Coal Bag

- Safe, simulated coal
- Perfect addition as loads for hoppers, gondolas and coal dump cars
- Approx. 4 oz.

(6-12732) \$3.99



Coal Tittle Coal Pack

- Made specifically for use with the Lionel Coal Tittle, this coal pack features large simulated coal with enough to fill an entire Lionel Bathub Gondola! Perfect for any coaling operation, this coal is required for use with the Lionel Coal Tittle accessory.
- Approx. 24 oz.

(6-24148) \$9.99

TRAINMASTER COMMAND CONTROL AND CONVENTIONAL POWER

The Benefits of Lionel TrainMaster Command Control (TMCC)

More Features...
More Sounds...
More Fun!



INTRODUCTION

Tried and true, the easy-to-use Lionel TrainMaster Command Control system has revolutionized the hobby! Unlimited control, incredible features, and endless possibilities are in the palm of your hand.

Imagine two freight trains cruising down the same mainline at the same time. Up ahead, a switch is thrown, and the first train is diverted into a siding. The ElectroCoupler fires, and the locomotive pulls away, leaving its consist behind. Back on the mainline, the switch returns to the original position, and the second train thunders through with its whistle shrieking. Trackside accessories load and unload train cars while signals warn miniature motorists and train engineers. The air is filled with the sounds of the railroad—the squeal of the brakes, the boarding calls of the passenger station, and the unique “All clear” messages from the tower.

Imagine watching the action from all around your layout. No control buttons or throttle levers to tie you down. Imagine controlling every locomotive, every accessory, and every switch from one easy-to-use controller. And imagine a system that is a breeze to install.

Make all this happen—and much more—with Lionel TrainMaster Command Control!

WHAT CAN YOU DO WITH THE LIONEL TRAINMASTER COMMAND CONTROL SYSTEM?

- Operate ANY three-rail AC-powered O gauge train, regardless of the manufacturer. Nothing is ever obsolete, so you can always enjoy running your favorite locomotives.
- Run many Command-equipped locomotives on the same track at the same time, controlling each engine independently. You'll be operating prototypical multiple-engine lash-ups in no time!
- Control your entire layout from your wireless walk-around controller—throw switches and activate accessories by remote control.
- Access the advanced, realistic features of your locomotives with your remote control.
- Add the Lionel TrainMaster Command Control system to your existing layout with just a few simple connections.

New to TrainMaster Command Control? You'll be glad to learn about how simple it is to set up a Command Control layout. Are you a Command Control expert? We're sure you've learned that there is unlimited potential for what you can do with this great hobby.

TMCC BUYER'S GUIDE

OPERATING CONVENTIONAL LOCOMOTIVES ONLY

Operating conventional locomotives from your CAB-1 Remote Controller is very simple. Forget about rewiring your trains or spending the day making track connections—installing TrainMaster Command Control is much easier than that!

WHAT YOU NEED

You need these three basic components, available from your Authorized Lionel Dealer:

- Choose one: PowerHouse Power Supply (6-12866) OR another 18-volt transformer with a Power Adapter Cable (6-12893)
- Choose one: PowerMaster (6-12867), TMCC Track Power Controller 300 (6-14189), OR TMCC Track Power Controller 400 (6-14179)
- CAB-1 Remote Controller (6-12868)

OPERATING BOTH CONVENTIONAL AND COMMAND-EQUIPPED LOCOMOTIVES

Want to operate both conventional and Command-equipped locomotives? No problem! While they can't share the same block of track at the same time, both types of locomotives can operate on your layout.

WHAT YOU NEED

- Choose one: PowerHouse Power Supply (6-12866) OR another 18-volt transformer with a Power Adapter Cable (6-12893)
- Choose one: PowerMaster (6-12867), TMCC Track Power Controller 300 (6-14189), OR TMCC Track Power Controller 400 (6-14179)
- Command Base (6-12911)
- CAB-1 Remote Controller (6-12868)

OPERATING ONLY TRAINMASTER COMMAND CONTROL-EQUIPPED LOCOMOTIVES

Operating only Command-equipped locomotives is very simple. With a Command Base and a standard transformer or a PowerHouse Power Supply, you are ready to take control!

WHAT YOU NEED

Choose one:

- PowerHouse Power Supply (6-12866) and a TMCC Direct Lock-On (6-14178) OR an 18-volt power supply (we recommend the famous Lionel ZW transformer controller)
- Command Base (6-12911)
- CAB-1 Remote Controller (6-12868)
Controlling the entire layout—switches, accessories, and routes—from the CAB-1 Remote
- SC-2 Switch and Accessory Controller (6-22980)
Controls up to twelve accessories or six switches with nine routes.
- Accessory Switch Controller (6-14182)
Controls up to eight accessories or four switches with ten routes.
- Operating Track Controller (6-147185)
Eliminates the individual Remote-Control Track controllers and control buttons.
- Block Power Controller (6-14184)
Acts like a rotary switch to allow you to route power from any PowerMaster or Track Power Controller to your blocks of track.

ADVANCED TMCC CAPABILITIES

There is no end to what you can do with your Lionel TrainMaster Command Control layout! Once you have mastered the CAB-1 Remote Controller, the sky is the limit.

Here's our first suggestion: Automate your entire layout with the Action Recorder Controller (6-14181)! Use your CAB-1 Remote Controller to perform any scenario on your layout, and the ARC will memorize every command. Record up to eight scenarios, then watch your layout come to life as the ARC plays back your recordings. It's a lot of fun to interact with your recordings, too!

And this one is sure to impress you. The Accessory Motor Controller (6-14183) is the next level in accessory operation! It provides realistic control of your motorized accessories. With the AMC, you can operate accessories like the Log Loader, Saw Mill and Gantry Crane with prototypically accurate speed and direction. Use the red throttle knob on your CAB-1 Remote Controller to operate the motors in forward or reverse or adjust the brightness of your accessory lights to achieve dramatic effects on your layout. A terrific appendage for operating accessories with realism, each TMCC Accessory Motor Controller will operate up to four motors or four lights.

TRAINmaster
C · O · M · M · A · N · D

TRAINMASTER COMMAND CONTROL AND CONVENTIONAL POWER



TMCC CAB-1 Remote Controller

The walk-around wireless remote controller provides everything you need at your fingertips. Use more than one at a time to let everyone join the fun.

(6-12868) \$64.99

TMCC Block Power Controller (BPC)

Is more than one person using a CAB-1 Remote Controller to operate your conventional (non-Command) trains on your layout? The Block Power Controller acts like an electronic rotary switch to route power from any Track Power Controller (TPC) to any block of track. The BPC eliminates the need for a separate TPC or Lionel PowerMaster for each section of track when you run multiple TrainMaster Command Control-equipped locomotives. The BPC also enhances conventional operations by connecting more than one block of track to the same TPC, allowing you to travel across blocks without matching the voltage between them. Configure the BPC to channel the power from four TPC's to two blocks, or from two TPC's to four blocks.

(6-14184) \$79.99



TMCC Operating Track Controller (OTC)

There is no more need for separate, hard-wired track activation buttons. The TMCC Operating Track Controller (OTC) allows you to operate Remote-Control and Uncoupling Track sections with your CAB-1 Remote Controller. You can uncouple, unload, or operate your rolling stock while you move freely around your layout. Each TMCC Operating Track Controller can operate two Remote-Control or four Uncoupling Track sections.

(6-14185) \$69.99



TMCC Command Base

The TMCC Command Base receives digital signals from your CAB-1 Remote Controller and relays the messages across the layout. Only one is required for each layout — no matter how big or how many power blocks are involved.

(6-12911) \$64.99



GOOD

TMCC 135 PowerMaster

Are you ready to run your conventional locomotives with a CAB-1 Remote Controller? Designed for use with the 135-Watt PowerHouse Power Supply, the TMCC 135 PowerMaster allows you to vary track voltage, change directions, and operate the bell and whistle of your non-Command locomotives by remote control. Even if you operate only TMCC equipped locomotives, the PowerMaster provides the added safety and convenience of a circuit breaker and a remote power switch.

(6-12867) \$64.99

Power supply not included



BETTER

TMCC Track Power Controller (TPC) 300

Run any AC-powered locomotive ever built! Whether in conventional or TrainMaster Command Control mode, the Track Power Controller (TPC) 300 allows you to control all the action from your CAB-1 Remote Controller. Even M.T.H.® Proto-Sound® 2.0 locomotives are at your command. While it is durably built to regulate up to 300 watts of power, the TPC 300 is also a precision controller, delivering impressive fine-tuning capabilities at low speeds. Your locomotives will operate more smoothly than you have ever imagined!

(6-14189) \$129.99

Power supply not included



BEST

TMCC Track Power Controller (TPC) 400

Regulate an impressive 400 watts of power! Featuring a durable metal case, the heavy-duty Track Power Controller (TPC) 400 allows you to use your CAB-1 Remote Controller to operate your TrainMaster Command Control-equipped locomotives and conventional locomotives from every manufacturer. Even M.T.H.® Proto-Sound® 2.0 locomotives are at your command! The TPC 400 enables you to make precise adjustments to the speed of your engines while channeling lots of power to your track.

(6-14179) \$179.99

Power supply not included

TRAINMASTER COMMAND CONTROL AND CONVENTIONAL POWER

GOOD



TMCC Accessory Switch Controller (ASC)

It's time to get rid of all the control buttons on your layout. Use the Accessory Switch Controller (ASC) to operate up to eight accessories or four switches (including ten routes) with your CAB-1 Remote Controller. With the press of a button on your CAB-1, you can trigger an accessory, switch a track, and toggle an accessory on or off. Accessories and switches from Lionel®, DZ-1000®, GarGraves®, K-Line®, Ross®, Curtis®, DelAir®, Tortise®, Atlas®, NJI®, or M.T.H.® are all under your control with the TMCC ASC!

(6-14182) \$79.99

BETTER



TMCC SC-2 Switch Controller

Control multiple switches and accessories from anywhere on your layout. The SC-2 Switch and Accessory Controller receives wireless signals from your CAB-1 Remote Controller and channels up to 15 amps through its output connections. The SC-2 allows you to control both switches and accessories with the same unit. A wall pack power supply is included.

(6-22980) \$89.99



TMCC Accessory Motor Controller (AMC)

Here is the next level in accessory operation. The TMCC Accessory Motor Controller (AMC) provides realistic control of your motorized accessories. With the AMC, you can operate accessories like the Log Loader, Saw Mill, and Gantry Crane with prototypically accurate speed and direction. Use the red throttle knob on your CAB-1 Remote Controller to operate the motors in forward or reverse, or you can adjust the brightness of your accessory lights to achieve dramatic effects on your layout. A terrific appendage for operating accessories with realism, each TMCC Accessory Motor Controller will operate up to four motors or four lights.

(6-14183) \$89.99



TMCC Action Recorder Controller (ARC)

Use your CAB-1 Remote Controller to perform any scenario on your layout—load a coal car, switch some rolling stock, or operate an accessory—and the ARC will memorize every command. Record up to eight scenarios, and then watch your layout come to life as the ARC plays them back.

(6-14181) \$89.99

GREAT VALUE!



TrainMaster Command Set

Here is everything you need to get started with TrainMaster Command Control. The CAB-1 Remote Controller (6-12868) allows you to walk around your layout while controlling all of your TrainMaster Command Control equipped locomotives and accessories. The TMCC Command Base (6-12911) receives the signals from the CAB-1 and sends your commands across your layout. Only one Command Base is needed per layout, regardless of the number of track power blocks you are controlling. It is the perfect way to start enjoying the benefits of Lionel's revolutionary TrainMaster Command Control system. *(Power supply not included.)*

(6-12969) \$129.99

TO RUN NON-COMMAND LOCOMOTIVES REMOTELY, ADD A TMCC POWERMASTER, TPC 300, OR TPC 400.

TRAINMASTER COMMAND CONTROL AND CONVENTIONAL POWER



Power Adapter Cable

The Power Adapter Cable connects your transformer to the PowerMaster for operating TMCC and non-TMCC equipped locomotives.

(6-12893) \$7.99



Command Base Cable

The Command Base Cable connects the TMCC controllers to the TrainMaster Command Base.

(6-14191) 6 ft. \$9.49

(6-14195) 20 ft. \$11.99



3-Wire Command Base Cable

The 3-Wire Command Base Cable connects the TMCC ARC to the TrainMaster Command Base.

(6-14192) \$10.49

USE COMMAND BASE CABLE 6-14191 OR 6-14195 FOR LAYOUTS THAT DO NOT INCLUDE A TMCC ARC.



Controller to Controller Cable

The Controller to Controller Cable connects the TMCC controllers together.

(6-14193) 1 ft. \$3.49

(6-14196) 6 ft. \$5.99

(6-14197) 20 ft. \$8.99



TMCC TPC Cable Set

The TMCC TPC Cable Set connects parallel PowerHouse transformers to the TPC 300/400. The set also includes adapter plugs to wire your transformer to the TPC 300/400.

(6-14194) \$11.99



How-To Video

Learn everything you need to know about setting up a TrainMaster Command Control system that fits your needs and budget with this easy-to-follow video. Using the core TMCC components and adding our new products, we'll show how to make the most out of your Lionel train experience.

(6-14187) \$14.99



TMCC Accessory Voltage Controller (AVC)

Extend the lives of your operating accessories. The TMCC Accessory Voltage Controller (AVC) allows you to quickly fine-tune the voltage of your accessories at the press of a button. Choose a preset voltage or create a customized setting to eliminate the premature burnout of your lamps and to adjust the operation of your accessories. *(Power supply not included.)*

(6-14186) \$129.99




TMCC Direct Lock-On

Connect your PowerHouse Power Supply directly to the track with the TMCC Direct Lock-On. Featuring a selectable current setting (for the 135-Watt or 180-Watt PowerHouses), the Direct Lock-On eliminates the need for a PowerMaster if you run only TMCC-equipped locomotives. For added safety, the Direct Lock-On provides over-current protection and an automatic reset.

(6-14178) \$39.99

TRAINMASTER COMMAND CONTROL AND CONVENTIONAL POWER



ZW and PowerHouse Power Supply Set

There's only one ZW. No single product can symbolize the legend of Lionel more than the Lionel ZW. Molded to original dimensions in classic phenolic resin, the ZW can run up to four trains at the same time on different layouts, plus accessories. The two engineer-type handles provide independent control of two variable voltage circuits, each with built-in whistle, direction, and bell controls. Two additional accessory circuits can be set by means of dial-type controls to any desired voltage. Or if you prefer, you can control all four outputs with a single handle!

The ZW controller can be powered by any combination of one to four 135-Watt or 180-Watt Lionel PowerHouse Power Supplies. And if you use the TrainMaster Command Control system, you can adjust each output using your walk-around remote control up to the level pre-set by its corresponding ZW handle. (It's a great way to help less-experienced railroaders keep your trains under control while enjoying the thrill of independent remote-controlled operation.)

Offered with two 180-Watt PowerHouse power supplies, this ZW package provides the power and control you dream of for your vintage or state-of-the-art Lionel locomotives and accessories.

(6-32930) \$399.99





ZW Amp/Volt Meter

The Amp/Volt Meter for ZW controllers allows you to monitor the output of all four ZW channels with a digital LED display. Give each channel the exact power you want by watching the readings increase or decrease as you move your ZW handles. Simple to install, the Amp/Volt meter fits conveniently on the top of your ZW controller for easy monitoring.

(6-14002) For new ZW's (1999 through present) \$124.99
 (6-14077) For old ZW's (pre-1969) \$124.99



180-Watt PowerHouse Power Supply

Power your railroad empire with an advanced 180-Watt PowerHouse Power Supply. UL® - listed for safe operation, this mighty power supply is perfect for your TMCC Track Power Controller or Direct Lock-On.

(6-22983) \$89.99



135-Watt PowerHouse Power Supply

The 135-Watt PowerHouse Power Supply is ready for duty on your layout. Featuring an on/off switch for added safety, this powerful transformer is designed for use with the TMCC Track Power Controller, Direct Lock-On, or PowerMaster.

(6-12866) \$69.99



PERFECT FOR ACCESSORIES

36-Watt Accessory Transformer

Power your Lionel accessories with the 36-Watt Accessory Transformer. This affordable power supply features variable AC voltage so you can supply the right amount of power to your accessories.

(6-32923) \$29.99

NEW



CW-80 80-Watt Transformer

Enjoy operating your favorite locomotives, train sets and accessories with the all-new CW-80 80-Watt transformer. From the handsomely designed controller, reminiscent of the famous Lionel ZW, control speed and power by raising and lowering the engineer handle. Operate your favorite features with the bell, whistle/horn and direction buttons. On the rear of the unit, you will find a 0-18 volt variable AC output, as well as a variable, programmable AC output for accessory operation. Simply set the accessory voltage to your desired output, and your accessory operates at that output until you turn the unit off - even when you stop the train! Perfect for train sets and small- to medium-sized layouts, the CW-80 provides the power you need to enjoy all your Lionel favorites.

(6-14198) \$99.99

FastTrack

Lionel model train products have provided the building blocks for model railroads for over 100 years. The foundation of any layout is the track on which it is built, and no one has sold more track in that time than Lionel. But now, there is something new, a track system for the next 100 years. New for 2003, Lionel is proud to introduce its latest innovation for starters and pros alike, the realistic, versatile, and fun FasTrack track system.

At first glance, you will notice immediate differences: realistic, ballasted track bed, properly sized and spaced track ties, blackened center rail, and fixed pins. Beyond the cosmetics, however, lie careful design features ensuring years of reliable performance.

THESE FEATURES INCLUDE:

- Patented, easy snap-together locking mechanism for sure connections.
- Patented center half-pin that allows for track orientation in either direction without the need for moving pins from end to the next.
- All three rails bonded together for optimal electrical continuity.
- Two terminals under each piece of straight and curve track for power and/or accessory connections — no Lockons required!
- Curves are O-36 to give locomotives a more realistic appearance around corners. The larger radius also allows for the running of larger locomotives than is possible on O-27 or O-31.

In addition to these great design features, FasTrack is also perfect for running on any surface — including carpets — because of its sturdy track base. A huge 40" x 60" layout of FasTrack is included with every 2003 Lionel starter set, dwarfing the dinky configurations of other manufacturers. There are 19 FasTrack products to choose from, including three track packs that allow you to create the layout of your dreams, with many more being designed for 2004 and beyond.

FASTRACK TRACK PACKS

Inner Passing Loop

Layout dimensions: 39 1/2" x 70 1/2"
Additional track required:

DESCRIPTION	QTY.
O36 Curve (6-12015)	2
1/2 O36 Curve (6-12022)	1
RH Manual Switch (6-12018)	1
LH Manual Switch (6-12017)	1

(6-12028) \$29.99

Outer Passing Loop

Layout dimensions: 47" x 79 1/2"
Additional track required:

DESCRIPTION	QTY.
10" Straight (6-12014)	6
4 1/2 Straight (6-12025)	1
1/2 Curve (6-12022)	2
RH Manual Switch (6-12018)	1
LH Manual Switch (6-12017)	1

(6-12031) \$84.99

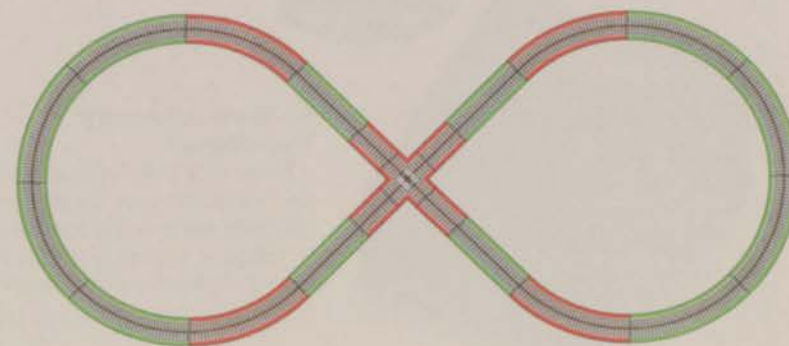
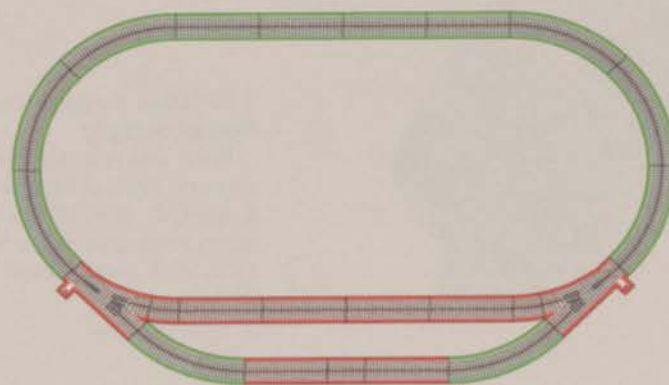
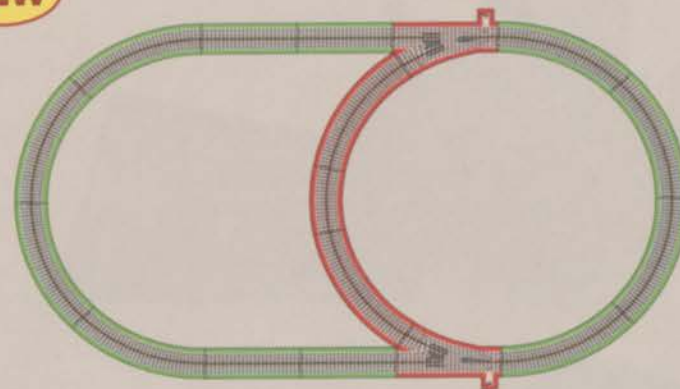
Figure 8

Layout dimensions: 39 1/2" x 90 1/2"
Additional track required:




DESCRIPTION	QTY.
O36 Curve (6-12015)	5
5" Straight (6-12024)	4
90 Degree Crossover (6-12019)	1

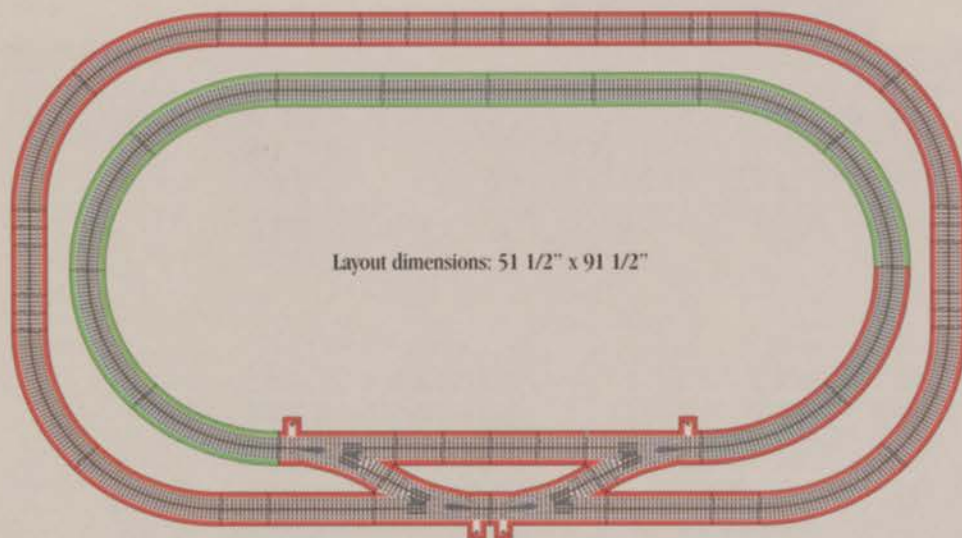
(6-12030) \$44.99

NEW



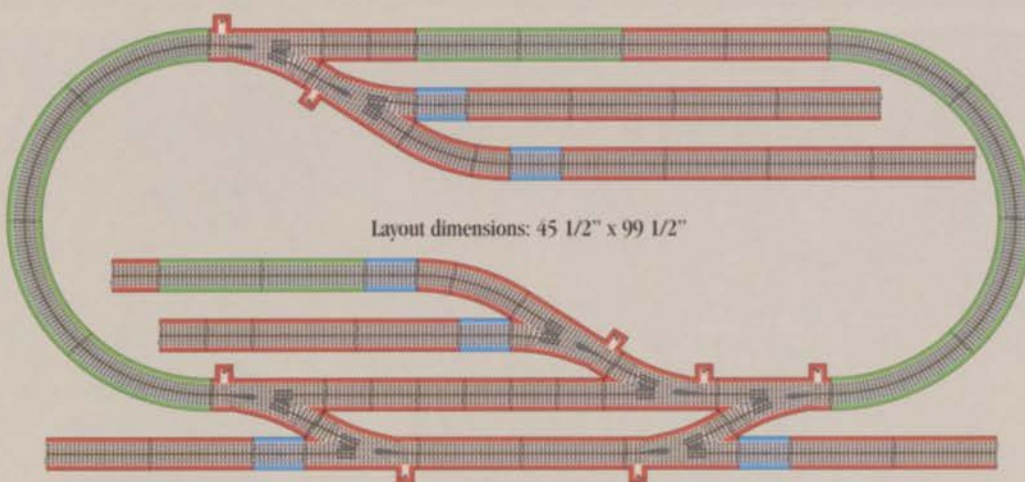
OTHER DELUXE LAYOUT IDEAS

	Included with train set
	Additional track required
	Additional uncoupling track required



Additional track required:

DESCRIPTION	QTY.
O36 Curve (6-12015)	8
10" Straight (6-12014)	2
5" Straight (6-12024)	2
4 1/2" Straight (6-12025)	17
1 3/4" Straight (6-12026)	9
RH Manual Switch (6-12018)	2
LH Manual Switch (6-12017)	2



Additional track required:

DESCRIPTION	QTY.
10" Straight (6-12014)	18
4 1/2" Straight (6-12025)	11
1/2 O36 Curve (6-12022)	2
1/4 O36 Curve (6-12023)	2
Uncoupling Track (6-12020)	6
RH Manual Switch (6-12018)	4
LH Manual Switch (6-12017)	4

FasTrack

Easily expand your railroad empire with new Lionel FasTrack. Each piece of FasTrack has a patented easy-to-use locking mechanism. No need to worry about loose connections, track alignment or electrical continuity @ just snap the pieces together and go. Featuring engraved ballast and track ties, the realistically detailed base of each FasTrack piece provides extra stability on all sorts of surfaces, including the living room carpet.

As easy as FasTrack is to assemble, it can be disassembled for storage. Sections fit together thousands of times without wearing out. Pick up a loop and hang it on a peg on the back of a door or in a closet when not in use. Of course, if you are building a permanent layout, the realistic look and exceptional performance of FasTrack will make you want to display it for all to see. Convenient screw holes in the track base allow for easy installation.

With an abundance of variety, the layout of your dreams is just a dealer visit away. And don't forget, this already impressive array of products will grow and grow with each new year giving you the ultimate flexibility.



Lionel FasTrack runs Circles Around the Competition

NEW

A generous 40" x 60" oval FasTrack with O-36 curves is included in every Lionel train set, dwarfing the competition's small circle layout.

STRAIGHT TRACK


STRAIGHT TRACK
Length: 10"
(6-12014) \$3.49

1 3/4" STRAIGHT TRACK
(6-12026) \$2.99


4 1/2" STRAZIGHT TRACK
(6-12025) \$2.99

HALF STRAIGHT TRACK
Length: 5"
(6-12024) \$2.99


STRAIGHT TRACK 4-PACK (NOT SHOWN)
Length: 10" each
(6-12032) \$12.99




10" STRAIGHT



1 3/4" STRAIGHT



4 1/2" STRAIGHT



5" STRAIGHT


CURVED TRACK

O36 45-DEGREE CURVED TRACK
(8 PIECES PER CIRCLE)
(6-12015) \$3.49


HALF CURVED TRACK
(O36 22 1/2-DEGREE)
(6-12022) \$2.99

QUARTER CURVED TRACK
(O36 11 1/4-DEGREE)
(6-12023) \$2.99

CURVED TRACK 4-PACK (NOT SHOWN)
(6-12033) \$12.99



O36 CURVE



1/2 O36 CURVE



1/4 O36 CURVE

NEW

SPECIALTY TRACK


TERMINAL SECTION
Length: 10"
(6-12016) \$5.49

INSULATED TRACK
Length: 5"
(6-12027) \$3.49


UNCOUPLING TRACK
Includes Half Straight section
Length: 5" each
(6-12020) \$29.99

ACCESSORY ACTIVATOR PACK
Includes one Insulated section
and two Isolated Sections
Length: 5" each
(6-12029) \$8.99


90-DEGREE CROSSOVER
Length: 6" x 6"
(6-12019) \$16.99




TERMINAL SECTION




INSULATED TRACK






90 DEGREE CROSSOVER



UNCOUPLING TRACK



5" STRAIGHT



ACCESSORY ACTIVATOR PACK


SWITCHES

O36 MANUAL SWITCH — LEFT HAND
Length: 11" Straight, 33 3/4-Degree turnout
(6-12017) \$29.99

O36 MANUAL SWITCH — RIGHT HAND
Length: 11" Straight, 33 3/4-Degree turnout
(6-12018) \$29.99




LH MANUAL SWITCH



RH MANUAL SWITCH

O-27, O GAUGE AND LARGE SCALE TRACK



LIONEL TRACK – EXPAND YOUR WORLD!

All Lionel track is easy to use, extremely durable and very reliable. You'll never have to worry about loose connections or sections separating. And Lionel track is so modestly priced, everyone can afford to create the layout they've always imagined. We offer two styles of traditional track:

O-27 Gauge Track:

This track comes in 27" diameter curves, so you can do more in a tighter space.

O Gauge Track:

Compared to O-27 track, the rails are slightly taller. It doesn't come in 27" diameter curves, but it does come in a variety of larger curves for the biggest layouts.

Note: Larger locomotives and cars will not accommodate tighter curves. Check the "Minimum Radius" in each item's catalog listing.

Looking for Ideas?

Since Lionel offers such a wide variety of track shapes and sizes, there is almost no limit to the layout you can design and build. If you'd like some suggestions, however, you can pick up a Lionel Track Pack – it includes all the track you need to make our most popular layouts.

Other Considerations:

You want a track system that comes in a lot of shapes and sizes. You also want one that's reasonably priced, so you can afford to keep adding on. Some additional things to consider:

High Conductivity Rails:

Lionel track is designed for maximum conductivity. That makes it easy to set up, minimizes problems, and maximizes the effectiveness of Lionel Magne-Traction – our exclusive traction and adherence system. Tracks that are not Lionel may be made of materials that are significantly less conductive. Your Lionel products will roll fine, but you may not get all the benefits we've built in.

Rail Shape:

Your train wheels take a lot of wear and tear rolling over metal rails. Lionel track rails are shaped to minimize this wear. Other track systems may cause your wheels to wear out faster.



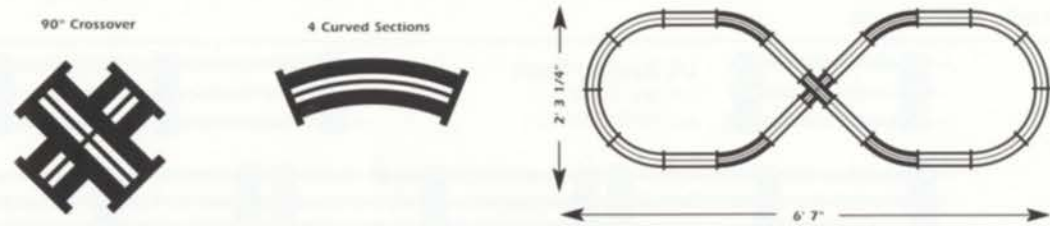
VARIETY, RELIABILITY & VALUE YOU CAN GROW WITH!

Figure 8 Add-On Track Pack (O-27 Gauge)

Add this track to your oval to create a figure 8 layout. Requires an existing starter set oval of track.

- 1 - 90 degree crossover (6-65020)
- 4 - pieces curved track (6-65033)

(6-22966) \$12.99

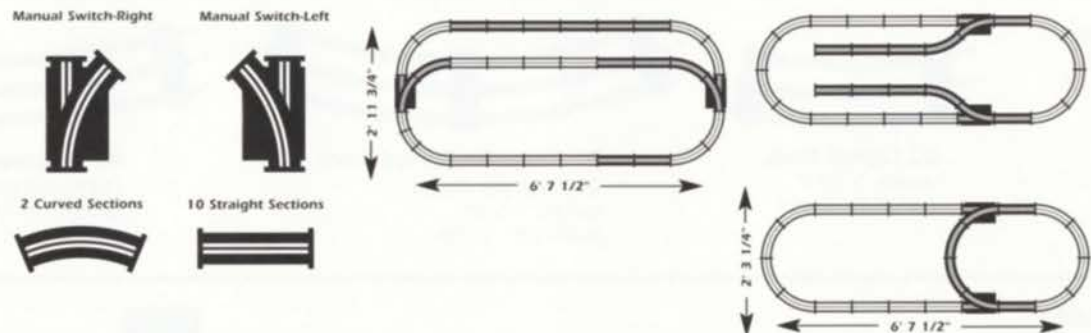


Double-Loop Add-On Track Pack (O-27 Gauge)

Add this track to your oval to create a double loop, an oval with two inside sidings, or a double oval. Requires an existing starter set oval of track.

- 2 - pieces curved track (6-65033)
- 10 - pieces straight track (6-65038)
- 1 - right hand manual switch (6-65022)
- 1 - left hand manual switch (6-65021)

(6-22967) \$49.99

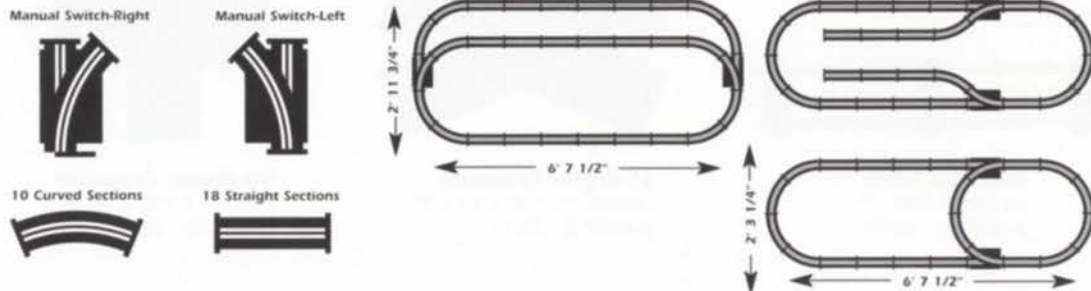


Double-Loop Complete Track Pack (O-27 Gauge)

This complete track set will allow you to create a double loop, an oval with two inside sidings, or a double oval. No additional track required.

- 10 - pieces curved track (6-65033)
- 18 - pieces straight track (6-65038)
- 1 - right hand manual switch (6-65022)
- 1 - left hand manual switch (6-65021)

(6-22968) \$69.99

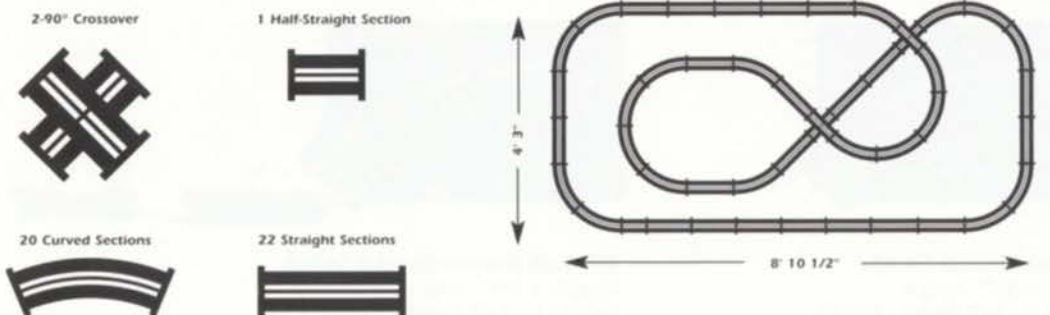


Deluxe Complete Track Pack (O Gauge)

This complete O-gauge track set will allow you to create this detailed layout. No additional track required.

- 20 - pieces curved track (6-65501)
- 22 - pieces straight track (6-65500)
- 2 - 90 degree crossovers (6-65540)
- 1 - half straight (6-65505)

(6-22969) \$94.99



O-27, O GAUGE AND LARGE SCALE TRACK

Steel Pins	O-27 track	6-65042	\$1.99
Fibre Pins	O-27 track	6-65041	\$1.99

O-27 Track Selections

Straight Track



1/2 Straight Track
Length: 4 7/8"
(6-65019) \$0.99



Straight Track
Length: 8 3/4"
(6-65038) \$1.29



Extra-Long Straight Track
Length: 35"
(6-65024) \$3.99

Curved Track



1/2 Curved Track
Length: 5 7/16"
(6-65014) \$0.99



27" Diameter Curved Track
(8 pieces per circle)
Length: 9 5/8"
(6-65033) \$1.29



42" Diameter Curved Track
(12 pieces per circle)
Length: 10 7/8"
(6-65049) \$1.99



54" Diameter Curved Track
(16 pieces per circle)
Length: 14 1/2"
(6-65113) \$2.29

Specialty



Insulated Track
Length: 8 3/4"
(6-12841) \$3.99



45-degree Crossover
Length: 10 1/4" x 10 1/4"
(6-65023) \$8.49



90-degree Crossover
Length: 7 3/8" x 7 3/8"
(6-65020) \$8.49



Uncoupling track
Length: 8 3/4"
(6-65149) \$9.49




Remote-Control Track with UCS Controller
Length: 8 3/4"
(6-12746) \$19.99

Switches



27" Path Manual Switch
Length: 8 3/4" straight
(6-65021) **Left Hand** \$19.99
(6-65022) **Right Hand** \$19.99



27" Path Remote Control Switch
Length: 8 3/4" straight
(6-65121) **Left Hand** \$34.99
(6-65122) **Right Hand** \$34.99




42" Path Remote Control Switch
Length: 13 5/8" straight
(6-65167) **Left Hand** \$49.99
(6-65168) **Right Hand** \$49.99

O-27, O GAUGE AND LARGE SCALE TRACK

Steel Pins	O Gauge	6-65551	\$1.99
Fibre Pins	O Gauge	6-65543	\$1.99

O Gauge Track Selections


Straight Track



Curved Track



Specialty



Large Scale Track

STRAIGHT TRACK

- Length: 11 3/4"
(8-82000) \$3.99



CURVED TRACK

- Twelve pieces make a 4.3-foot diameter circle
(8-82001) \$3.99



WIDE RADIUS CURVED TRACK

- Twelve pieces make a 5.3-foot diameter circle
(8-82004) \$3.99

LOCK-ON WITH WIRES

- Designed for quick, positive connections between transformers, track and accessories
(8-82101) \$5.49

REMOTE SWITCHES

- Convenient remote operation with lighted control unit and high-profile signal. Rail joiners included.
- Length: 11 3/4" straight and curved sections
(8-82007) Right-Hand Remote Switch \$69.99
(8-82008) Left-Hand Remote Switch \$69.99

Switches




MISCELLANEOUS MAINTENANCE ACCESSORIES

MAINTENANCE & UPGRADE KITS

Lionel Train Book

- Tips and tricks on building and maintaining your model railroad
- 132 pages

(6-62985) \$14.99



Lubrication/Maintenance Set

- Includes gear lube, oil applicator, track cleaning fluid, track-cleaning eraser and cleaning instructions

(6-62927) \$14.49



Ives™ O-27 Gauge Track Clips

- Keep your O-27 track sections together with these easy to use slide on clips
- Perfect for keeping temporary or floor layouts together
- Box of 12

(6-62901) \$7.99

O Gauge Track Clips

- Keep your O gauge track sections together with these easy to use slide on clips
- Perfect for keeping temporary or floor layouts together
- Box of 12

(6-12743) \$7.99

Smoke Fluid

- Designed for use with all Lionel steam and diesel locomotives that feature smoke units

(6-62909) \$5.49



Die-Cast Metal Sprung Trucks

- Upgrade your rolling stock trucks
- New metal coupler armature
- Quick and easy to install
- Add weight and improve tracking
- Box of 2

(6-14078) \$12.99



Lock-On

- Classic Lionel Lock-On allows you to easily and quickly connect your power supply to your Lionel Track

(6-62900) \$2.49

Lock-On With Wires

(6-62905) \$4.99



For the best look at your favorite new products, be sure to visit our website, www.lionel.com, and click on the exciting MagniVision™ link. Lionel MagniVision is a revolutionary new technology that allows you to zoom in on any area of a locomotive, car or accessory, and see amazing detail. Be sure to stop back often as new pictures are being loaded continuously. MagniVision is simply the best way to view your favorite Lionel products!



Normal View



MagniVision



Get the Inside Track on what's happening at Lionel!

For over 25 years, thousands of members have considered the Lionel RailRoader Club the real "Inside Track" on what's happening at Lionel. The best value at the best price. Here's your opportunity to join thousands of others in this legendary club.

MEMBERSHIP BENEFITS — \$20 per year


- Four quarterly issues of INSIDE TRACK, the official publication of the LRRC. Each issue offers a winner of "Something for Nothing," the Lionel product give-away, along with "inside" information and "how-to" articles.
- All Lionel Classic catalogs mailed to members, second only to our Lionel dealers
- Membership card
- Annual club button (start your collection now!)
- Exclusive offers to purchase LRRC cars and merchandise. Visit our Lionel Visitor's Center here in Michigan and receive a 10% discount on any purchase (please call ahead for reservations!)

To join the Lionel RailRoader Club:

Write to: Lionel RailRoader Club
P.O. Box 748
New Baltimore, MI 48047

Call: (586) 949-4100

or Visit: www.lionel.com




At Lionel, we are committed to providing our customers with superior-quality products and service. It is a commitment shared by our many Lionel Authorized Dealers and Lionel Authorized Service Centers around the country. To locate a Dealer or Service Center near you, call 1-800-4LIONEL (1-800-454-6635). Or, call the Lionel Customer Service Center at 586-949-4100. You can also e-mail us at talktous@lionel.com or visit our website at www.lionel.com. Our knowledgeable staff is always eager to help you fully enjoy the magical world of Lionel model trains.

Cover illustration by Steven Cryan

50625 RICHARD W. BOULEVARD
CHESTERFIELD, MICHIGAN
48051-2493
UNITED STATES OF AMERICA
PHONE: 586-949-4100
E-MAIL: TALKTOUS@LIONEL.COM
WWW.LIONEL.COM

COPYRIGHT ©2003 LIONEL L.L.C.



\$5.00

