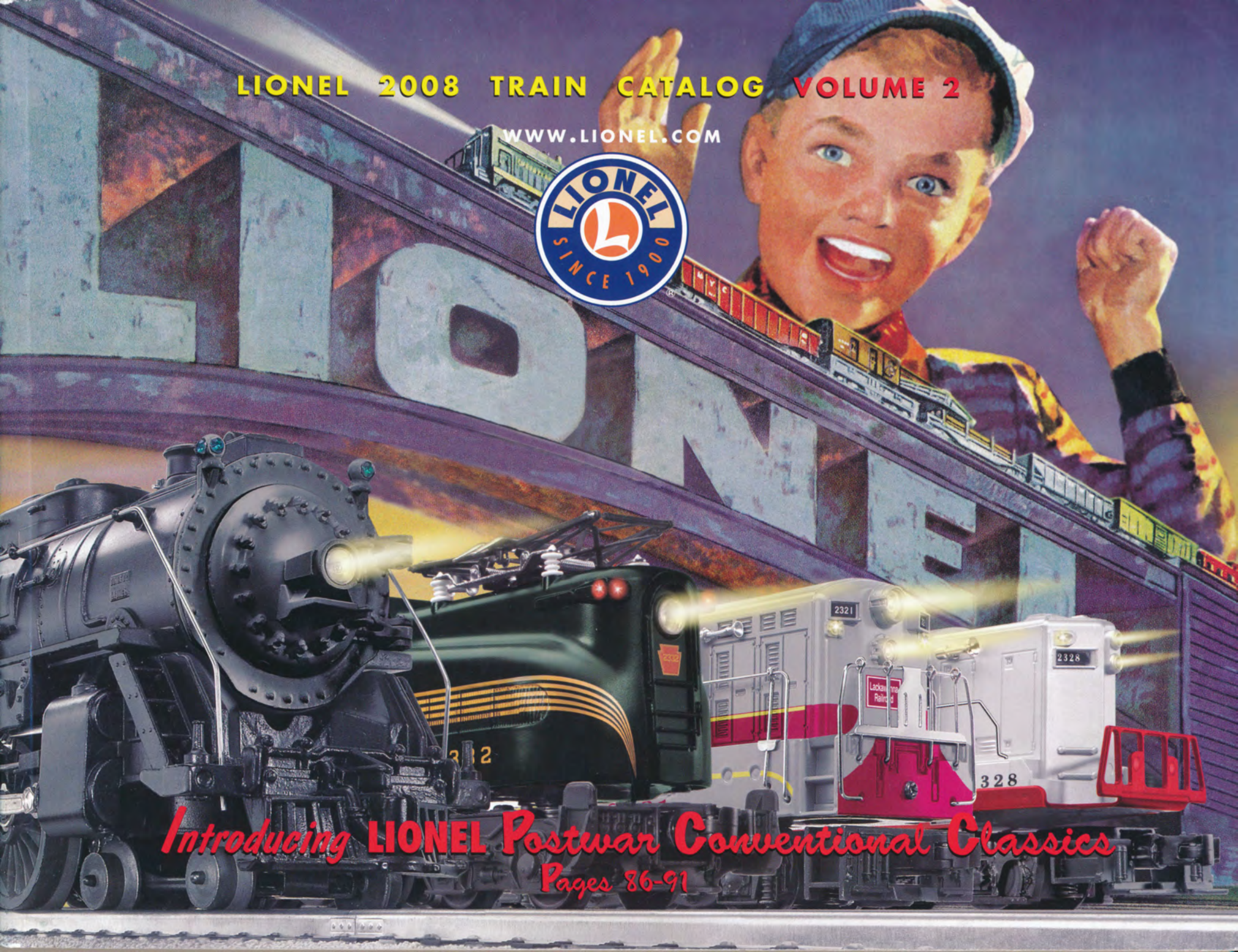


LIONEL 2008 TRAIN CATALOG VOLUME 2

WWW.LIONEL.COM



Introducing **LIONEL** *Postwar Conventional Classics*
Pages 86-91

TABLE OF CONTENTS

Introduction	1-3	Traditional Freight Cars	62-71
Welcome to the second Lionel catalog for 2008	1	Collegiate Collection	67
A Guide to Products Features	2	Monopoly Collection	69
Some Lionel Basics	3	Standard O Freight Cars	72-81
Happy Holidays	4-19	Operating Cars	82-83
Christmas Tinplate Set	4	Standard O Passenger Cars	84-85
Polar Express O Gauge	8	2009 Preview	86-95
North Pole Central	10	<i>Conventional Classics</i>	86
Holiday Rolling Stock	12	Rolling Stock	92
Holiday Accessories	14	Accessories	94
Polar Express G Gauge	16	Operating Accessories	96-97
Holiday Tradition G Gauge	18	Trackside Accessories	98-107
Other Ready-to-Run Train Sets	20-41	Lionelville Structures and Figures	108-115
Thomas and Friends	26	Miscellaneous Accessories	116
Halloween	30	The Electric Railroad Company	117
Harry Potter Hogwarts Express	32	LEGACY Control System and TMCC	118-122
Premium Train Sets	42-43	Power	123
Traditional Steam Locomotives	44-49	FasTrack Track System	124-129
Standard O Steam Locomotives	50-53	O-27 Track System	130-131
Union Pacific FEF	50	O Gauge Track System	132-133
Pere Marquette Berkshire #1225	52	American Flyer S Gauge	134-137
Traditional Diesel Locomotives	54-55	American Flyer S Gauge Track	137
Standard O Diesel Locomotives	56-61	G Gauge	138
SD70ACe Diesels	60	Harry Potter Hogwarts Express G-Gauge	138
CSX AC6000	61	G Gauge Track	140
Standard O Electric	61	Lionel Railroader Club	Inside back cover

The following Lionel marks are used throughout this catalog and are protected under law. All rights reserved.

Lionel[®], LEGACY[™], TrainMaster[®], Odyssey[®], RailSounds[®], CrewTalk[™], TowerCom[™], DynaChuff[™], StationSounds[™], Pullmor[®], ElectroCoupler[™], Magne-Traction[®], CAB-1[®] Remote Controller, American Flyer[®], Lionel ZW[®], ZW[®], MagniVision[®], TMCC[®], Lionelville[™], Wireless Tether[™], Powerhouse[™], LionMaster[®], Conventional Classics[™], Postwar Celebration Series[™], PH-1 Powerhouse[®], Powermaster[®], Powerstation-Powerhouse[®], Accessory Motor Controller[™], AMC[™], Accessory Switch Controller[™], ASC[™], Action Recorder Controller[™], ARC[™], Track Power Controller 300[™], TPC 300[™], Track Power Controller 400[™], TPC 400[™], Block Power Controller[™], BPC[™], Operating Track Controller[™], OTC[™], FatBoy[™], Lionel Lines[®], Joshua Lionel Cowen Series[™], Lionel Kiddie City[®], Lionel Playworld[®], Lockon[®], TrainSounds[™], MultiHorn[™], MultiWhistle[™], Choo-Choo[™]

The name FasTrack[®] is used with permission from Pitsco, Inc.

Federally registered Trademarks of Union Pacific[®] are used within under license

Federally registered Trademarks of CSX[®] are used within under license

Pittman[®] is a registered trademark of Pittman, a PennEngineering company

Any reproduction, transmission, or dissemination of the material herein is strictly prohibited. Trademarks owned by Lionel L.L.C. are indicated throughout this document.

Items depicted in this catalog are subject to change in price, color, size, design, and availability. Verify features on product package. Retail prices are suggested.

See your Authorized Lionel Dealer for more information.

Dear Friends,

It's not often that I have the chance to announce a major Lionel initiative in our second catalog, but this year is a most notable exception. As I hope you've all heard, we're pleased to announce that over the next three years, Lionel will release a series of our iconic postwar engines, sets, and rolling stock, each made as true to their original characteristics as possible. We're calling this collection Lionel Postwar Conventional Classics.

Beginning on page 86, you'll see what we have in store for our first year's releases. There are four classic sets: #2124W Lionel GG-1 Passenger set, #1562W Burlington GP-7 Passenger set, #1484WS 4-6-4 Passenger set, and the #2219W FM Thunderbird Freight set. Plus, we have a great selection of separate sale engines and rolling stock.

The engines will be made in conventional mode only and, for the most part, will be made from the original tooling. While we've taken great pains to make these trains authentic, we've also corrected certain flaws that were a product of the technology of the times in which they were first made. Each will be equipped with Lionel Pullmor motors and our patented Magne-Traction system. The authentic freight and passenger cars will feature postwar-style die-cast trucks and each will be authentically decorated. In addition, we've reproduced the original-style packaging and will include a Lionel Certificate of Authenticity.

We've also built into this new series some rewards for our most loyal customers. Those of you who buy any of this first series of Lionel Postwar Conventional Classics will also receive a certificate worth \$50 off the price of any of our sets in next year's series. The feedback thus far has been amazing. Clearly, the Lionel Postwar Conventional Classics collection is something no Lionel aficionado will want to miss.

And that's not the only exciting news in this catalog. As promised, we're also adding new accessories to the LEGACY line. There's the #996 PowerMaster Bridge that allows PowerMaster users to transition to full CAB-2 operation. And to help Lionel LEGACY operators organize, store, and protect their memory modules, we're offering the LEGACY #995 Module Garage with roll-top cover and lighted sides. As I've said before, we're so heartened by the reception our LEGACY system has received, and we're committed to adding to this line in our continuing efforts to add to your operating options.

Finally, aside from these outstanding selections, be sure to check out our ready-to-run Union Pacific Merger Special set; our new Postwar Celebration offerings including the #6404 Brown Auto Flatcar, the #6375 Pickles Vat Car, and the #3494-625 Soo Line Operating Boxcar; the additions to our "Monopoly" collection; and some great accessories - the Franklin Mutual Back and the Main Street Ice Cream Parlor.

Best wishes,

Jerry Calabrese

Jerry Calabrese
President and CEO
Lionel Electric Trains



A GUIDE TO PRODUCT FEATURES

At Lionel, we are proud to present the finest, most advanced locomotives—powerful models with tried-and-true performance and cutting-edge technology. Over the years, we have revolutionized this great hobby with advances in locomotive traction, train operation, and on-board sounds. Lionel trains feel more and more like the real railroad. Use this guide to learn about the incredible features of Lionel locomotives.

■ OPERATION

■ Transformer Control

All Lionel locomotives—from the most sophisticated to the most basic—can be controlled by a standard transformer. Even older transformers can run our most advanced models.

■ LEGACY Control System

This revolutionary control system allows you to run your LEGACY Control System-equipped locomotive just like a real engineer runs his trains. With its enhanced sounds and 200 speed steps, this system allows properly equipped engines to function with unparalleled options. The CAB-2 Remote Controller has an LCD screen display, vibration that simulates the effort of the locomotive, and other exciting operating features.



■ ODYSSEY II Speed Control

Slow speed and start-up operation are smooth and steady with ODYSSEY II Speed Control. Watch your locomotive as it creeps through the yard or fights up a grade without hesitation.



■ TrainMaster Command Control

Locomotives equipped with the classic TrainMaster Command Control system are controlled by commands from your CAB-1 or CAB-2 Remote Controller. ElectroCouplers, basic sounds, and multiple unit lash-ups are all at your fingertips as you walk around your layout.



■ Odyssey System

Paired with classic TrainMaster Command Control, locomotives equipped with the Odyssey System maintain your speed up grades and around curves.



■ ElectroCouplers (LEGACY or TMCC required)

Open these couplers anywhere on the layout—without uncoupling track sections. The CAB-1 and CAB-2 Remote Controllers activate the ElectroCouplers with the Command Control systems. Also, be sure to listen for authentic sounds of the coupler in operation with the RailSounds sound system.



■ Wireless Tether Connection

Looking to enhance the appearance of Lionel steam locomotives, we developed the exclusive infrared Wireless Tether connection so that the locomotive and tender can communicate without cumbersome wiring between the units. Lionel steamers are the only locomotives in O gauge offering this special feature.



■ Magne-Traction

On some classic or Postwar locomotives, the wheels are magnetized, increasing track adhesion for extra traction and stability around curves.

■ Traction Tires

One or more of the driving wheels are fitted with rubber tires for extra pulling power and stability for hauling long strings of cars. Traction tires grip the rails, enhancing tractive effort.

■ SOUND AND SMOKE

■ RailSounds

Widely regarded as the industry standard, the impressive RailSounds sound system brings the real sounds of the railroad to your layout. From the mechanical symphony of the locomotives, to the commotion of the station, you will be impressed by the digitally recorded samples of these special and authentic sounds.



■ LEGACY Real-Time Quilling Whistle/Quilling Horn

Push up and ring the warning bell control button one ring at a time with your own rhythm signature! Pull down on the lever and the horn/whistle responds with increasing intensity. Like a real engineer, you develop your own signature sound, “quilling” the steam whistle or changing the harmonics and intensity of the diesel horn.

■ Braking Sounds

Press the BRAKE button on your TMCC CAB-1 Remote Controller or rapidly decrease your throttle and listen for the screeching of your locomotive's brakes.

■ Start-up and Shut-down

Listen as the diesel engine turns over or the steam locomotive comes to life. You will also hear the sounds of the giant locomotive gradually fade away when you turn off power.

■ Steam Let-off/Blow-off (LEGACY or TMCC required)

At the press of a button, your steam locomotive will replicate the sound of hot steam being released from the cylinders.

■ Diesel RPM

Throttle up your locomotive and listen as the locomotive's RPMs increase. While the RPM sounds automatically intensify with the speed of the engine and the power supplied to the track, you can also fine-tune the levels with your Remote Controller.

■ DynaChuff

A favorite feature among steam fans, DynaChuff is the varying intensity of the locomotive's chuffing, synchronized with the speed of the locomotive.

■ CrewTalk Communication (LEGACY or TMCC required)

This is radio communication inside your locomotive, caboose, and other cars. Operate several CrewTalk-equipped locomotives with CrewTalk-equipped rolling stock, and you will find that these messages are sequenced to sound as though personnel stationed at different parts of the train are radioing each other.

■ TowerCom Announcements (LEGACY or TMCC required)

“1361, you're clear for departure.” Locomotives equipped with TowerCom feature a specialized announcement or announcements from the tower to your locomotive. Many TowerCom announcements include your locomotive's road name and number.

■ StationSounds

With a StationSounds-equipped passenger car, you will hear the station's loudspeaker announce arrivals and departures. En route, the conductor makes dining reservations and station stop announcements.

■ Smoke

Fan-driven smoke units provide a steady flow of smoke, and puffing smoke units create short blasts of smoke as the locomotive moves along the track. For the most realistic smoke effects, synchronized smoke units coordinate the blasts of smoke with the revolution of the drivers and the DynaChuff sounds of the locomotive.

■ ILLUMINATION

■ Directional Lighting

Most TrainMaster Command Control diesel locomotives and steam locomotives feature directional lighting. Operate a TMCC-equipped diesel in forward, and the headlight illuminates the mainline. In reverse, the headlight shuts off, and the rear headlight or the headlight of a second diesel (in a multi-unit lash-up) turns on. For TMCC-equipped steam locomotives, the headlight remains on in both forward and reverse operation. In reverse, the tender back-up light (if present) will shine.

■ Classification Lights and Marker Lights

Classification lights are located on the boiler front or top of some steam locomotives, while marker lights are on the rear of some steam locomotive tenders. These lights are also located on the ends of some diesel locomotives.

■ Lighted Number Boards

Brightly illuminated, the locomotive's unique road number is displayed on the boiler top of some steam locomotives and on the ends of some diesel locomotives.

■ Strobe Light

This flashing warning light is located on the cab roof of some diesel locomotives.

■ Ditch Lights

These low-mounted lights serve as close-range secondary headlights on some diesel locomotives.

■ Glowing Firebox and Flickering Firebox

A red glow steadily emanates from the firehole inside of the cab of Lionel steam locomotives equipped with the glowing firebox. Steam locomotives equipped with a flickering firebox create the illusion of a live fire "flickering" within.

■ Variable Ashpan Glow

Start up a Lionel steam locomotive equipped with this feature and look for a red glow on the outside of the locomotive between the ashpan and firebox. As speed increases, the light grows brighter, simulating the increased draft onto the fire.




Some Lionel Basics

Gauge

On the real railroads as well as toy trains, gauge refers to the distance between the outside rails of the track. Lionel O gauge track systems—which include O, O-27, and FasTrack—all measure 1 ¼" between the outer rails. Any O gauge car or locomotive can ride on Lionel O gauge track, as long as the curve track used on your layout can accommodate your particular cars (see Minimum Curve section below).

Lionel G gauge track, which is wider than O gauge, supports G gauge cars and locomotives. Lionel S gauge track is narrower than O, and supports American Flyer and other S gauge cars.

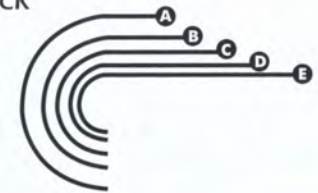


Scale

Scale measures the relationship between a model and the real thing. Most Lionel cars generally measure about 1:48 scale. This relationship is approximate for the Lionel Traditional line of cars and locomotives, which typically can run on layouts with tight curves (like O-27 or O-31). Lionel Standard O freight cars and engines, which are made to be as exact as possible to 1:48 scale, oftentimes require a wider minimum curve, such as O-36 or more.

O GAUGE CURVE TRACK

Curve	Diameter
A O72	72" Diameter
B O54	54" Diameter
C O36	36" Diameter
D O31	31" Diameter
E O27	27" Diameter



Minimum Curve

This measurement is very useful in purchasing track, locomotives, and rolling stock that are compatible with one another. For example, assemble O-72 curved track into a circle and you will have a 72" diameter layout. Assemble O-31 curved track into a circle, and you will have a layout 31" in diameter. A locomotive with a Minimum Curve requirement of O-31 will run on a layout with O-72 curves, but a locomotive with a Minimum Curve requirement of O-72 will not run on a layout with O-31 curves. For more information on easy layout planning, see *The Lionel Train Book* found on page 116.

Recommended Minimum Curve

Lionel locomotives and rolling stock are thoroughly tested to determine their Minimum Curve requirement. In some cases, a Lionel car or locomotive may be able to easily negotiate most, but not all, possible track configurations for that Minimum Curve. For these products, a Recommended Minimum Curve is also given. This larger measurement allows for all combinations of Lionel track and switches.

Traditional vs. Standard O

Lionel O gauge locomotives and rolling stock are divided into two basic categories—Traditional and Standard O. Both lines are O gauge and can be run together if Minimum Curve requirements allow. Generally, the difference is a matter of size and consistent proportions. Traditional locomotives are sized for Traditional Rolling Stock, and Standard O locomotives are sized for Standard O Rolling Stock. Some other distinguishing features of each category are listed at the right.

Lionel Traditional

- ✓ Based on classic Lionel designs
- ✓ Approximate scale proportions
- ✓ Perfect additions to Lionel ready-to-run train sets
- ✓ Can run on any O gauge track curve, even O-27 (unless noted otherwise)

Lionel Standard O

- ✓ Accurate reproductions of rolling stock and locomotives
- ✓ Scale proportions
- ✓ Super-detailed with many separately applied parts
- ✓ Check the Minimum Curve requirement for each car or locomotive

Christmas Tinplate Set

Decorate your layout in classic holiday style! Lionel offers a very special O gauge tinplate train decorated in festive red and green. Embellished with bright ornamentation, this evocative set will bring Christmas past right into the present. Heading the train is a 2-4-2 steam locomotive and tender. Completing the colorful consist is a candy cane tank car, a present dump car with tilting bin, and an observation car carrying Santa himself!

SET FEATURES:

- #261-type locomotive and tender, #654-type tank car, #659-type dump car with tilting body, #601-type observation car with Santa figure

LOCOMOTIVE FEATURES:


- Transformer controlled forward, neutral, and reverse operation
- TrainSounds sound system with chuffing, steam whistle, and bell
- Powerful AC motor
- Operating headlight
- Manually adjustable volume control
- Metal locomotive body, frame, and trucks
- Metal tender body and trucks

ROLLING STOCK FEATURES:

- Die-cast metal trucks with operating latch couplers
- Metal frames and bodies
- Operating dump car
- Present load in dump car
- Illuminated interior in observation car
- Santa figure in observation car

- Individually boxed
- Length: 41"
- Minimum Curve: O-27

Track and transformer sold separately.



(6-51012) Christmas Tinplate Set \$674.99



Concept models shown



Now, you can own the Polar Express train featured in both the best-selling book and the hit movie. Painstakingly designed to be true to the original, this exclusive Lionel train set features a die-cast metal Berkshire steam locomotive with a larger pilot, a headlight lens cap, and a unique whistle. Behind the locomotive and tender are two lighted coach cars and an observation car that features a rounded observation platform – just like in the movie! Silhouettes in the windows depict scenes from the movie. Four main characters are included as articulated figures with turning heads, movable arms, bendable waists, and jointed knees. They can be posed and placed on areas of the locomotive, tender, and passenger cars to replicate your favorite scenes from the movie.

THE POLAR EXPRESS™

O-GAUGE



SET INCLUDES:

- 2-8-4 Berkshire steam locomotive and tender, two passenger coaches, one passenger observation car with rounded platform, three straight FasTrack track sections, eight curved FasTrack track sections, one FasTrack terminal section, CW-80 Transformer, articulated movie characters, smoke fluid

LOCOMOTIVE FEATURES:

- Transformer controlled forward, neutral, and reverse operation
- Air whistle in tender
- Operating headlight
- Operating coupler on rear of tender
- Powerful maintenance-free motor
- Two traction tires
- Puffing smoke
- Die-cast metal locomotive body and frame
- Separately applied metal handrails
- Large pilot and headlight lens shield

PASSENGER CARS FEATURE:

- Interior lighting
- Decorated drumhead on observation car
- Rounded observation platform
- Silhouettes in windows

- Minimum Curve: 0-27
- Length: 63 3/8"
- Layout Dimensions: 40" x 60"

(6-31960) \$299.99



Polar Express Original Figures

FEATURES:

- Four articulated figures

(6-24203) \$26.99



Polar Express Add-on Figures

FEATURES:

- Four articulated figures

(6-14273) \$26.99



Polar Express Caribou Animal Pack

FEATURES:

- Six caribou figures

(6-24251) \$22.99



Polar Express Wolves and Rabbits Animal Pack

FEATURES:

- Three wolf figures
- Four rabbit figures

(6-24252) \$22.99



THE POLAR EXPRESS™ O-GAUGE



Polar Express Add-on Passenger Cars

Choose one or more special add-on passenger cars for even more Polar Express excitement! Cars include a baggage car, diner, hot chocolate car, disappearing hobo car, and coach with announcement.

FEATURES:


- Interior lighting
- Silhouettes in windows (except baggage and hobo car)
- "Disappearing" hobo feature on hobo car roof

COACH WITH ANNOUNCEMENT ALSO FEATURES:

- Transformer-controlled conductor announcement from the movie
- ON/OFF switch
- Conductor figure in doorway
- Lighted lantern




Includes a Polar Express ticket!



(6-25135) Polar Express Add-on Baggage Car \$59.99




(6-25186) Polar Express Add-on Hot Chocolate Car \$59.99



(6-25134) Polar Express Add-on Diner \$59.99

CONDUCTOR
FIGURE IN
DOORWAY

REAL CONDUCTOR
ANNOUNCEMENT
FROM THE MOVIE!



Concept model shown

(6-36875) Polar Express Coach with Announcement \$114.99



(6-35130) Disappearing Hobo Car \$64.99



Flip the cut-out base tab to make hobo appear or disappear!

Polar Express Elf Handcar

FEATURES:

- Powerful maintenance-free motor
- Traction tires
- Runs in one direction only
- Minimum Curve: 0-27
- Length: 4"



(6-28425) Polar Express Elf Handcar \$84.99

Polar Express Steam TrainSounds Tender

FEATURES:

- TrainSounds sound system with steam chuffing, steam whistle, bell, squealing brakes, and operator-controlled multi-part crew dialog
- Conventional transformer control
- Operating coupler on rear of tender
- ON/OFF switch
- Manually adjustable volume control
- Minimum Curve: 0-27
- Length: 8"



(6-36847) Polar Express Steam TrainSounds Tender \$114.99

*TrainSounds*TM


(6-25196) North Pole Central Vista Dome \$44.99



(6-25197) North Pole Central Baggage Car \$44.99



(6-35135) North Pole Diner \$44.99



(6-30039) North Pole Central Passenger Expansion Pack \$109.99



(6-28427) Christmas Snowplow \$209.99



Christmas Snowplow

With its headlight ablaze, the Christmas Snowplow is ready to work through the night to keep the mainline clear. Painted in bright holiday colors, this decorative car features the legendary power of a genuine Pullmor motor.

FEATURES:

- Transformer controlled forward, neutral, and reverse operation
- Powerful Pullmor motor
- Operating headlight
- Operating coupler on rear of unit
- Traction tire
- Die-cast metal frame
- Minimum Curve: 0-27
- Length: 7 3/4"

(6-36634) Holiday Porthole Caboose-Green \$49.99



Holiday Porthole Caboose

This colorful caboose will add extra cheer to the end of your Christmas consist.

FEATURES:

- Die-cast metal trucks and operating couplers
- Metal frame
- Interior illumination
- Length: 7 3/4"



OPERATING SEARCHLIGHT!



INTERIOR ILLUMINATION!

North Pole Central Freight Expansion Pack

Add to your holiday layout with the North Pole Central Freight Expansion Pack.


PACK INCLUDES:

- Flatcar with Santa and Mrs. Claus operating handcar, reefer, searchlight car, lubrication and maintenance kit, three trees, four straight FasTrack track sections

FEATURES:

- Operating searchlight on searchlight car
- Opening doors on reefer
- Powerful maintenance-free motor and traction tires on handcar
- Expands layout from 40" x 60" to 50" x 70"
- Minimum Curve: 0-27
- Length: 32"

(6-35134) North Pole Full Vista Dome \$44.99



North Pole Central Passenger Car Add-ons

Add a Vista Dome, Baggage Car, or Diner to your holiday train set for more holiday passenger fun!

FEATURES:

- Operating couplers
- Interior illumination
- Silhouettes in diner and both vista dome cars
- Minimum Curve: 0-27
- Length: 11 3/4"

North Pole Central Passenger Expansion Pack

Change your Christmas set from freight to passenger and back with this expansion pack. A great value!

PACK INCLUDES:

- Combination car, coach, observation car, four straight FasTrack track sections, station platform, three trees, five presents

FEATURES:


- Interior illumination
- Silhouettes in windows
- Expands layout from 40" x 60" to 50" x 70"
- Minimum Curve: 0-27
- Length: 36"



(6-30040) North Pole Central Freight Expansion Pack \$109.99

TrainSounds™

(6-38649) Christmas Hudson \$219.99



(6-30068) North Pole Central Christmas Train



RailSounds™

(6-38626) Holiday Green Mikado \$259.99



Christmas Hudson

This brightly-decorated Hudson 4-6-4 locomotive adds power and beauty to your Christmas layout. It includes the TrainSounds sound system, puffing smoke, and an operating headlight.

FEATURES:

- Transformer controlled forward, neutral, and reverse operation
- TrainSounds sounds system
- Operating headlight
- Operating coupler on rear of tender
- Powerful maintenance-free motor with momentum flywheel
- Traction tires
- Puffing smoke unit
- Manually adjustable volume control
- Die-cast metal locomotive and tender body, metal frame and trucks
- Minimum Curve: 0-27
- Length: 18 3/4"

Holiday Mikado Steam Locomotive

Decorated in bright Christmas colors, this powerful 2-8-2 Mikado steam locomotive is ready for duty on your railroad. Operate it with any standard transformer and enjoy the excitement of conventional RailSounds.

FEATURES:

- Transformer controlled forward, neutral, and reverse operation
- Conventional RailSounds sound system with synchronized chuffing, crew announcement, brake squeal, steam whistle, and bell
- Powerful maintenance-free motor with momentum flywheel
- Operating headlight
- Die-cast metal locomotive body, frame, and trucks
- Operating coupler on rear of tender
- Traction tires
- Puffing smoke unit
- Manually adjustable volume control
- Engineer and fireman figures
- Die-cast metal tender body and trucks
- Minimum Curve: 0-27
- Length: 19"

Check your local Lionel Authorized Dealer for availability

(6-25061) O Gauge 2008 Holiday Boxcar \$54.99



(8-87030) Large Scale 2008 Holiday Boxcar 64.99



(6-48374) American Flyer 2008 Holiday Boxcar \$59.99



AMERICAN FLYER

O Gauge 2008 Holiday Boxcar

- FEATURES:**
- Die-cast metal sprung trucks
 - Operating couplers
 - Metal frame
 - Opening doors
 - Minimum Curve: 0-27
 - Length: 10 1/2"

Large Scale 2008 Holiday Boxcar

- FEATURES:**
- Equipped with Large Scale knuckle couplers, with optional hook and loop couplers
 - Opening doors
 - Compatible with most popular Large Scale/ G Gauge trains
 - Minimum Curve: 4' diameter
 - Length: 16"

American Flyer 2008 Holiday Boxcar

- FEATURES:**
- Die-cast metal trucks
 - Operating couplers
 - Metal frame
 - Opening doors
 - Minimum Curve: S Gauge
 - Length: 8 3/8"



Simulated window scene decoration

(6-36869) Bobbing Santa Boxcar \$64.99



(6-36881) Christmas Music Boxcar \$69.99



Bobbing Santa Boxcar

Peek-a-boo! Santa's playing a game with you! Watch him bob up and down as this colorful Christmas car moves around the track.

- FEATURES:**
- Die-cast metal trucks and operating couplers
 - Figure moves up and down as car rolls along the track
 - Hand-painted Santa Claus figure
 - Silent mechanical operation
 - Minimum Curve: 0-27
 - Length: 10 1/4"

Christmas Music Boxcar

With the flip of a switch, add musical joy to your Christmas layout! This brightly decorated, melodic boxcar plays 12 of your favorite carols.

- FEATURES:**
- Die-cast metal sprung trucks and operating couplers
 - Plays 12 Christmas carols powered by a nine-volt battery (not included)
 - ON/OFF switch
 - Minimum Curve: 0-27
 - Length: 10 1/2"

Christmas Flatcar with Piggyback Trailers

FEATURES:

- Die-cast metal sprung trucks and operating couplers
- Two removable piggyback trailers
- Minimum Curve: 0-27
- Length: 11 1/8"



Christmas Egg Nog Barrel Car

The barrels on this decorated Christmas car are filled with a delicious holiday beverage. Yum! Egg nog for everyone!

FEATURES:

- Die-cast metal sprung trucks and operating couplers
- Includes 3 removable barrels
- Minimum Curve: 0-27
- Length: 9"



Angela Trotta Thomas "Christmas Memories" Boxcar

Once again, artist Angela Trotta Thomas puts her signature design on a special holiday collectible boxcar for Lionel.

FEATURES:

- Die-cast metal sprung trucks and operating couplers
- Metal frame
- Opening doors
- Minimum Curve: 0-27
- Length: 10 1/2"



(6-48375) American Flyer Stock Car with Reindeer \$59.99



American Flyer Stock Car with Reindeer

This stock car moves Santa's special reindeer from the North Pole to his workshop. Soon they will be packed up and ready for the long flight on Christmas Eve.

FEATURES:

- Die-cast metal trucks
- Metal frame
- Opening doors
- Includes four reindeer figures inside stock car
- Length: 8 3/8"

AMERICAN FLYER

(6-48424) American Flyer Candy Cane Tank Car \$59.99



American Flyer Candy Cane Tank Car

Make your American Flyer display brighter with this colorful tank car. Peppermint candy for everyone!

FEATURES:

- Die-cast metal trucks
- Metal handrails and ladders
- Length: 7 5/8"

AMERICAN FLYER

(6-49046) American Flyer Santa Animated Caboose \$84.99



American Flyer Santa Animated Caboose

The holiday train is getting ready to leave the station. At the back of the caboose, Santa leans over with his lantern to signal that the tracks are now clear for departure.

FEATURES:

- Santa figure moves back and forth on rear platform via track power
- Interior lighting
- Metal frame
- Length: 7"

AMERICAN FLYER





Christmas People Pack

Populate your holiday layout with the Christmas People Pack. These detailed, hand-painted figures stand on sturdy bases.

FEATURES:

- Six hand-painted figures
- Average height: 1 1/4"

(6-14259) \$22.99



Christmas Girder Bridge

This girder bridge is dressed in Christmas colors!

FEATURES:

- Metal base
- Compatible with FasTrack, O-27, and O Gauge
- Length: 10"

(6-24274) \$17.99

Santa Operating Gateman

When the train passes, Santa comes out of his shed holding a lantern and stands guard next to a lighted Christmas tree.

FEATURES:

- Santa emerges from his shed
- Lighted Christmas tree
- 153C Contactor included
- Also works with insulated track section (sold separately)
- FasTrack compatible
- Comes fully assembled
- Dimensions: 7" x 5 3/4" x 4 3/4"

(6-14289) \$79.99

North Pole Passenger Station

Dressed in festive Christmas colors, this classic lighted passenger station is perfect for any O or O-27 gauge layout.

FEATURES:

- Lighted interior
- Dimensions: 12 1/8" x 8 1/4" x 6 1/2"

(6-14258) \$52.99



Christmas Operating Billboard

FEATURES:

- Billboard changes automatically from one image to the other
- ON/OFF switch
- Dimensions: 8" x 2 1/4" x 5"

(6-24228) \$37.99



Two images included with billboard



Christmas Toy Store

Look inside the colorful Santa's List Toys & Gifts store and you will see there are toys galore! Some say they come to life after the shop is closed at night. One thing's for sure: they'll be ready for Santa's sleigh on Christmas Eve!

FEATURES:

- Lighted interior
- Illuminated toy soldier sign on front of building
- Dimensions: 9 1/4" x 6" x 6"

(6-24226) \$51.99

LIGHTED TOY SOLDIER SIGN!



Santa's Sleigh Pylon

Watch Santa and his reindeer circle above your Christmas display, flying through the air in a sleigh filled with presents. Have you been naughty or nice? Maybe they'll stop at your house with gifts for you and your family.

FEATURES:

- Powerful maintenance-free motor
- Metal tower
- Interior lighting
- Santa and reindeer fly 21 1/2" above base
- Dimensions: 5 3/4" x 5 3/4" x 14 1/4"

(6-24223) \$149.99



Christmas Water Tower

A festive accessory to add colorful fun to your holiday layout!

FEATURES:

- Dimensions: 13" tall
- (6-24273) \$22.99



THE POLAR EXPRESS G-GAUGE

For the first time ever, the beloved holiday favorite in a G-Gauge format.

Here's a handsome addition to the Polar Express product line – an exquisitely crafted G-Gauge train set that can be run on rechargeable battery technology. You can operate this train using a 9.6 volt rechargeable battery (not included) or use six conventional C batteries (which are included) – it's your choice! The set also comes with an easy-to-operate RC remote controller (with two AA batteries included).

But what sets this set apart is the unmatched craftsmanship. The engine and tender have details never before seen in a G-Gauge format. The observation car has an endearing “disappearing hobo” feature. All of this is available at an unbelievably affordable price.

SET FEATURES:

- Locomotive
- Coal tender
- Passenger coach with two opening doors
- Observation car with “disappearing hobo” feature and opening door
- Three Polar Express figures (conductor, boy and hobo)
- Easy-to-assemble G-Gauge track (55" x 72" oval)
- Easy-to-unpack, easy-to-repack storage box
- RC remote controller
- Six C and two AA batteries

LOCOMOTIVE FEATURES:

- Highly detailed G-Gauge steam locomotive
- Authentic train sounds including authentic bell and whistle
- Working headlight

ROLLING STOCK FEATURES:

- Handsomely detailed passenger coach
- Observation car with “disappearing hobo” feature
- Fixed knuckle couplers

TRACK

- 55" x 72" oval of G-Gauge track (12 curved and 4 straights)
- Note: Extra track also available (See page 140)
- Note: Lionel G Gauge track is not compatible with other G gauge track systems

REMOTE CONTROL FEATURES:



- Designed for easy use
- Comes equipped with two AA batteries
- Clearly marked buttons allow train to go forward and backwards, sound the whistle, ring the bell, and play ‘All aboard for the Polar Express’

(7-11022) \$139.99





DISAPPEARING
HOBO!



TM & © Warner Bros. Entertainment Inc.

For extra Polar Express track, see page 140

THE LIONEL *Holiday Tradition* EXPRESS

An homage to the classic Lionel train sets, the fully animated Lionel Holiday Tradition Express is ready for a festive adventure this holiday season. Leading the way, the locomotive features bright Christmas lights, true-to-life train chuffing and steam whistles, and three of your favorite holiday tunes. Just behind the tender, the animated bell car is powered by two elves who crank the handles, swinging the bells into action. The animated work caboose carries Santa's bag, and Santa stands waving at the rear of the train. With five separate animations, the Lionel Holiday Tradition Express is the train set your family will proudly display for years to come.



(7-11000) Lionel Holiday Tradition Express \$279.99

THE LIONEL CHRISTMAS TRAIN THAT WILL BE PASSED DOWN FOR GENERATIONS TO COME!

For extra snow-covered track, see page 140

SET FEATURES:

- Locomotive and tender
- Bell car
- Work caboose
- Remote control
- Easy-to-assemble G-gauge, "snow-covered" track
- Easy-to-unpack; easy to repack storage box

LOCOMOTIVE FEATURES:

- G-gauge steam locomotive inspired by classic Lionel trains of the past
- Realistic start-up and shutdown sequences
- Chuffing, whistle, and bell sounds
- Draped in festive holiday garland
- Dotted with bright holiday lights
- Press one button and the train plays three Christmas tunes; press another and hear Santa say "Ho Ho Ho! Merry Christmas!"
- Animated elves shovel coal for "naughty kids" on the tender

ROLLING STOCK FEATURES:

- Animated elves rotate cranks, bells swing back and forth on the bell car
- Animated elves pack Santa's bag full of presents for "nice kids"
- Animated Santa waves at the rear of the lighted caboose
- Bright Christmas lights
- Die-cast metal wheels
- Fixed knuckle couplers

REMOTE CONTROL FEATURES:

- Eight infrared buttons allow you to stop and start the train, go forward and backward, sound the whistle, ring the bells, play the music, and hear Santa's holiday greeting

TRACK AND TRANSFORMER FEATURES:

- Runs off a DC transformer
- Large, easy-to-assemble G-gauge
- 16 pieces of track, 12 curved and 4 straight
- Covered in "snow" for the holiday season (Track can be configured as a 52" diameter circular track, or by adding four pieces of straight track, which are included, you can create either a 65" diameter rounded track or a large oblong track. Perfect for any size Christmas tree!)



THE LIONEL
Holiday Tradition
CALLIOPE CAR

Add a Holiday Tradition Calliope Car to your Holiday Tradition G Gauge Set. Extra snow-covered track is also available!

FEATURES:

- LED lighting
- Calliope song cartridge (plugs into engine cab)
- 2 pieces "snow-covered" track
- Length: 11 1/2"

(7-11041) Holiday Tradition Calliope Car
\$44.99



READY-TO-RUN TRAIN SETS

Pennsylvania Flyer 0-8-0 Freight Set

New for 2008, our popular Pennsylvania Flyer Ready-to-Run Starter Set now features an 0-8-0 locomotive. With a boxcar, searchlight car, and caboose in tow, the train travels around a generous oval of FasTrack, and passes a billboard and telephone poles, which are all included. With everything you need to get started in this great hobby – trains, track, and a safe, powerful transformer – this set is guaranteed to provide you and your family with hours of fun.

SET INCLUDES:

- 0-8-0 steam locomotive and tender, boxcar, searchlight car, caboose, three straight FasTrack track sections, eight curved FasTrack track sections, a FasTrack terminal section, CW-40 Transformer, smoke fluid, billboard, ten telephone poles

LOCOMOTIVE FEATURES:

- Transformer controlled forward, neutral, and reverse operation
- Air whistle in tender
- Operating headlight
- Operating coupler on rear of tender
- Powerful maintenance-free motor
- Puffing smoke unit
- Die-cast metal locomotive body with metal frame and trucks

ROLLING STOCK FEATURES:

- Operating couplers
- Opening doors on boxcar
- Illuminated searchlight with adjustable position
- Length: 46 3/4"
- Layout dimensions: 40" x 60"
- Powerful maintenance-free motor
- Puffing smoke unit
- Die-cast metal locomotive body with metal frame and trucks

ROLLING STOCK FEATURES:

- Operating couplers
- Opening doors on boxcar
- Illuminated searchlight with adjustable position
- Minimum Curve: 0-27
- Length: 46 3/4"
- Layout dimensions: 40" x 60"

CHANGE YOUR SET FROM FREIGHT TO PASSENGER AND BACK!

(6-30004) Pennsylvania Flyer Passenger Expansion Pack \$119.99

(6-30037) Pennsylvania Flyer Operating Freight Expansion Pack \$119.99

UNCOUPLING TRACK INCLUDED!

(6-30089) Pennsylvania Flyer 0-8-0 Freight Set \$199.99

(6-30096) Pennsylvania Keystone Special \$229.99

Same set as 6-30089, but with a CW-80 Transformer instead of a PowerMax! The Keystone Special set also includes six construction zone signs and interior illumination in the caboose



FasTrack®



Expansion Packs

Grow your Lionel layout at a tremendous savings with the Train Set Expansion Packs. Two exciting Expansion Packs are available for the famous Pennsylvania Flyer.

Pennsylvania Flyer Passenger Expansion Pack

Change your set from freight to passenger and back with this expansion pack.

PACK INCLUDES:

- Combination car
- Coach
- Observation car
- Four straight FasTrack track sections
- Station platform
- Six milk cans
- Classic billboard set
- Minimum Curve: 0-27
- Expands layout from 40" x 60" to 50" by 70"

Pennsylvania Flyer Operating Freight Expansion Pack

PACK INCLUDES:

- Operating coal dump car
- Three-dome tank car
- Hopper
- Three straight FasTrack track sections
- FasTrack uncoupling track section that activates the coal dump car
- Four log-pallet loads
- Railroad signs
- Lubrication and Maintenance Kit
- Minimum Curve: 0-27
- Expands layout from 40" x 60" to 50" x 70"

Pennsylvania Passenger Car Add-ons

You can add a vista dome or baggage car to your train set for even more layout options and passenger service fun.

FEATURES:

- Operating couplers – uncouple cars automatically with a remote-control or uncoupling track section (see 6-12020 on pg.126)
- Realistic interior illumination
- Minimum Curve: 0-27
- Length: 11 3/4"

Pennsylvania Water Tower

FEATURES:

- Dimensions: 13" tall

Pennsylvania Plastic Girder Bridge

FEATURES:

- Metal base
- FasTrack compatible
- Length: 10"

(6-24229) Pennsylvania Water Tower \$22.99



(6-24219) Pennsylvania Plastic Girder Bridge \$17.99



(6-25198) Pennsylvania Vista Dome \$44.99



6-25199 Pennsylvania Baggage Car \$44.99



READY-TO-RUN TRAIN SETS

(6-24220) Santa Fe Girder Bridge \$17.99



Santa Fe Girder Bridge

FEATURES:

- Metal base
- FasTrack compatible
- Length: 10"

(6-24155) Blinking Light Billboard \$20.99



Blinking Light Billboard

FEATURES:

- Light blinks on and off
- Railroad billboard art
- Dimensions: 5 3/4" x 7/8" x 4 1/2"

Santa Fe 0-8-0 Freight Set

With smoke pouring from the stack and headlight ablaze, the Santa Fe 0-8-0 steam locomotive races through the west pulling a line of heavy duty freight cars. The die-cast 0-8-0 locomotive by Lionel accurately depicts a classic steam engine that was popular on many railroads for both mainline and switcher duties. Ready to run, this handsome set comes complete with a generous loop of FasTrack and a powerful CW-80 Transformer.

SET INCLUDES:

- 0-8-0 steam locomotive and tender, flatcar, boxcar, log dump car, center cupola caboose, eight curve FasTrack sections, two straight FasTrack sections, one FasTrack terminal section, one FasTrack uncoupling section, powerful CW-80 Transformer

LOCOMOTIVE FEATURES:

- Transformer controlled forward, neutral, and reverse operation
- Operating whistle with ON/OFF switch
- Operating headlight
- Puffing smoke unit
- Operating coupler on rear of tender
- Powerful maintenance-free motor
- Traction tires
- Die-cast metal locomotive body and frame
- Upgraded drive rod assembly
- Silver metal rims on wheels
- Engineer and fireman figures

ROLLING STOCK FEATURES:

- Operating couplers
- Opening doors on boxcar
- Log dump car dumps logs at the touch of a button
- Includes log load and unloading bin
- Interior illumination in caboose

- Minimum Curve: 0-31
- Length: Approx. 58"
- Layout dimensions: 40" x 60"

LIGHTED CABOOSE!



Fastrack®

(6-30091) Santa Fe 0-8-0 Freight Set \$269.99

**SMOKE AND
OPERATING
HEADLIGHT!**

**UPGRADED
DRIVE ROD
ASSEMBLY**

**OPERATING
LOG DUMP
CAR AND
BIN!**





New York Central Flyer

The New York Central Flyer barrels down the mainline with the added realism of the TrainSounds sound system. A classic steamer leads the way with puffing smoke and other exciting effects such as steam chuffing, whistle, and even crew dialog! This train set comes complete with a colorful string of freight cars, a large FasTrack loop, and a powerful CW-80 Transformer.

SET INCLUDES:

- 4-4-2 steam locomotive and tender, boxcar, gondola with canisters, searchlight car, caboose, three straight FasTrack track sections, eight curved FasTrack track sections, a FasTrack terminal section, CW-80 Transformer, smoke fluid

LOCOMOTIVE FEATURES:

- Transformer controlled forward, neutral, and reverse operation
- TrainSounds sound system with steam chuffing, steam whistle, bell, squealing brakes, and operator-controlled multi-part crew dialog
- Operating headlight
- Operating coupler on rear of tender
- Powerful maintenance-free motor
- Puffing smoke
- Die-cast metal locomotive body
- Metal tender frame with die-cast metal trucks

ROLLING STOCK FEATURES:

- Die-cast metal sprung trucks (caboose has die-cast metal trucks) and operating couplers
- Opening doors on boxcar
- Four canisters on gondola
- Illuminated searchlight with adjustable position
- Interior illumination in caboose

- Minimum Curve: 0-27
- Length: 58"
- Layout dimensions: 40" x 60"

New York Central Flyer Operating Freight Expansion Pack

Expand your New York Central set with additional freight cars, track, and accessories. A great value!

PACK INCLUDES:

- Operating log dump car
- Single-dome tank car
- Hopper
- Three straight FasTrack track sections
- FasTrack uncoupling track section that activates the log dump car
- Tractor and trailer
- Railroad signs
- Lubrication and Maintenance Kit
- Minimum Curve: 0-27
- Expands layout from 40" x 60" to 50" x 70"

New York Central Vista Dome

FEATURES:

- Operating couplers – uncouple cars automatically with a remote-control or uncoupling track section
- Realistic interior illumination
- Minimum Curve: 0-27
- Length: 11 3/4"

(6-35100) New York Central Vista Dome \$44.99



Thomas & Friends™ O Gauge Train Set

Available with the PowerMax Transformer and the FasTrack track system, Thomas & Friends are ready for some exciting adventures on the Island of Sodor. Accompanying Thomas are his faithful coaches, Annie and Clarabel, as well as two very responsible railway workers and our favorite Controller, Sir Topham Hatt. Thomas' moving eyes ensure that your journey on everyone's #1 engine is a safe one, and the removable roofs on Annie and Clarabel allow you to load and unload your passengers.

SET INCLUDES:

- Thomas the Tank Engine™ with three interchangeable faces, Annie, Clarabel, three play figures, three straight FasTrack track sections, eight curved FasTrack track sections, a FasTrack terminal section, Lionel PowerMax transformer

FEATURES:

- Transformer controlled forward, neutral, and reverse operation
- Moving eyes on Thomas the Tank Engine
- Electronic whistle
- Operating coupler on rear of locomotive
- Dual operating couplers on Annie and Clarabel
- Powerful maintenance-free motor
- Traction tire
- Set of three removable faces
- Removable roofs on Thomas, Annie, and Clarabel
- Three play figures
- Minimum Curve: 0-27
- Length: 21"
- Layout Dimensions: 40" x 60"



Sodor Freight Expansion Pack

Even more exciting cars to add to your layout. Expands layout from 40" x 60" to 50" x 70".

PACK INCLUDES:

- Flatcar with Harold the Helicopter
- Gondola with canisters
- S.C. Ruffey
- Bobber caboose
- Four straight FasTrack track sections

Thomas & Friends™ Expansion Pack

Grow your Thomas layout with four freight cars. Expands layout from 40" x 60" to 50" x 70".

PACK INCLUDES:

- Troublesome Truck I
- Troublesome Truck II
- Tidmouth Milk Single Dome Tank Car
- Sodor Mining Company Hopper
- Four straight FasTrack track sections

Thomas the Tank Engine's eyes move side to side



Includes three interchangeable faces

FasTrack



Includes three play figures



© 2008 Gullane (Thomas) Limited
© 2008 HIT Entertainment Limited
HIT and HIT logo are trademarks of HIT Entertainment Limited



(6-30035) Sodor Freight Expansion Pack \$119.99



(6-30012) Thomas & Friends Expansion Pack \$119.99



(6-30069) Thomas & Friends O Gauge Train Set \$169.99



Thomas & Friends Engines

Put all six Thomas & Friends engines to work on your Island of Sodor layout!

FEATURES:

- Transformer controlled forward, neutral, and reverse operation
- Powerful maintenance-free motor
- Electronic whistle in Thomas, James, and Percy
- Electronic horn in Diesel, Iron 'Arry, and Iron Bert
- Removable roof on Thomas, James, and Percy
- Operating coupler on rear of locomotive
- Traction tire
- Moving eyes
- Set of three removable faces
- Length: Thomas, Diesel, Iron 'Arry, Iron Bert: 7 3/4"
Percy: 7"
James: 9"

Sir Topham Hatt Gateman

FEATURES:

- Sir Topham Hatt figure
- 153C Contractor included
- Also works with an insulated track section
- Fastrack compatible
- Fully assembled
- Dimensions: 7" x 5 3/4" x 4 3/4"



©2008 Gullane (Thomas) Limited
©2008 HIT Entertainment Limited
HIT and HIT logo are trademarks of HIT Entertainment Limited

(6-18741) Thomas the Tank Engine \$119.99



This cheeky, little engine is now available for sale separately.

(6-18734) James \$119.99



With a fine scarlet coat, James is ready to hit the rails on your layout.

(6-28900) Iron 'Arry and Iron Bert 2-Pack \$239.99



These twins are ready for work down in the scrap yards and smelters sheds on the Island of Sodor.

(6-18733) Percy \$119.99



Percy is happy to join Thomas and his friends puffing around your layout.

(6-14267) Sir Topham Hatt Gateman \$79.99



Sir Topham Hatt emerges from Junction Station on the Island of Sodor to watch the engines on his branch line roll by.

(6-28883) Diesel \$119.99



Diesel is sure to be the center of new adventures and mishaps on the Island of Sodor.

Area 51 Alien Spaceship Recovery Set

Excavated from the Groom Lake Mining District in the heart of Area 51, a top-secret train hauls a mysterious load to the carefully guarded Groom Lake military installation. High-level government officials and a select group of scientists await the arrival of the train while the guards carefully examine each car as it rolls by. Led by an industrious 0-8-0 steam locomotive, one flatcar holds two sleek spaceships. A tank car is also being hauled, which contains some unknown otherworldly substance soon to be analyzed by scientists at the military base. What other secrets are hidden in the refrigerator car, or the illuminated transfer caboose? Unlock your own imagination with this great, out-of-this-world train set!

SET INCLUDES:

0-8-0 steam locomotive and tender, tank car with fluid, flatcar with spaceships load, wood-sided reefer, transfer caboose with illuminated interior, six alien figures, three straight FasTrack sections, eight curved FasTrack sections, a FasTrack terminal section, CW-40 Transformer

LOCOMOTIVE FEATURES:

- Transformer controlled forward, neutral, and reverse operation
- Air whistle in tender
- Operating headlight
- Operating coupler on rear of tender
- Powerful maintenance-free motor
- Traction tires
- Die-cast metal locomotive body and frame
- Conductor and fireman figures

ROLLING STOCK FEATURES:

- Operating couplers
- Mysterious "alien fluid" in tank car
- Metal handrails, platform, and ladders on tank car
- Opening doors on wood-sided reefer
- Interior illumination in transfer caboose
- Minimum Curve: 0-31
- Layout Dimensions: 40" x 60"
- Length: 58 3/4"

(6-30087) Area 51 Alien Spaceship Recovery Set \$229.99

TANK CAR FILLED WITH "ALIEN" FLUID



Concept models shown



TWO SPACESHIPS ON FLATCAR

ILLUMINATED TRANSFER CABOOSE

Alien Security Car

Protect your Area 51 train set with this alien security car.

FEATURES:

- Die-cast metal trucks and operating couplers
- Illuminated searchlight rotates via track power
- Glow-in-the-dark body
- Length: 10 1/2"

6-36863 Alien Security Car \$79.99



Halloween Train Set

The haunted Halloween Train leaves the station on its way to Transylvania, ready to convey all things creepy and ghoulish to ghosts and goblins everywhere. On the train, a vampire chases a mummy around a crate load of very suspicious cargo, and a boxcar with spooky sounds frightens anyone close enough to hear the uncanny shrieks and whispers coming from inside. This haunted train runs around a generous FasTrack loop with power supplied by a PowerMax Transformer.

SET INCLUDES:

- 4-4-2 steam locomotive and tender, Halloween spooky sounds boxcar, Dracula and mummy animated gondola, lighted caboose, three straight FasTrack track sections, eight curved FasTrack track sections, a FasTrack terminal section, PowerMax Transformer, smoke fluid

LOCOMOTIVE FEATURES:

- Transformer controlled forward, neutral, and reverse operation
- Realistic air whistle in tender
- Operating headlight
- Operating coupler on rear of tender
- Powerful maintenance-free motor
- Traction tire
- Puffing smoke unit
- Die-cast metal locomotive body

ROLLING STOCK FEATURES:

- Operating couplers
- Boxcar with spooky sounds (nine-volt battery not included)
- Vampire and mummy figures move around the animated gondola while the train is in motion
- Interior illumination in caboose
- Minimum Curve: 0-27
- Length: 46"
- Layout dimensions: 40" x 60"

(6-28441) Transylvania Trolley \$74.99



Transylvania Trolley

Take a trip through Transylvania on this ghoulishly delightful trolley. With its bright LED headlights, interior lighting, and roof details, this trolley brings Halloween cheer to any layout.

FEATURES:

- Bumper controlled forward and

reverse operation

- Operating LED headlights
- Interior lighting
- Colorfully-illustrated passengers
- Powerful maintenance-free motor
- Traction tire
- Length: 6 3/4"



Spooky character silhouettes on windows

LIGHTED INTERIOR

(6-30056) Halloween Train Set \$219.99

PUFFING SMOKE AND HEADLIGHT

VAMPIRE AND MUMMY FIGURES CREEP AROUND GONDOLA!

SCARY SCREAMS AND OTHER SPOOKY SOUNDS IN BOXCAR!



Witches Operating Brew Car

The witches have finished mixing their brew, and now it is time to deliver samples all over Transylvania.

FEATURES:

- Die-cast metal trucks and operating couplers
- Seven brew cans and witch figure
- Remote Control Track section required
- Witch figure unloads cans onto the platform at the touch of a button
- Metal platform compatible with the FasTrack track system
- Minimum Curve: 0-27
- Length: 11 1/2"

Bobbing Ghost Boxcar

What's that scary looking apparition coming down the tracks? It's the Bobbing Ghost Halloween Boxcar! You will howl with delight as the ghost mysteriously floats

in and out of its boxcar as it rolls around your layout.

- Minimum Curve: 0-27
- Length: 10 1/4"

Halloween Animated Billboard

FEATURES:

- Billboard automatically changes from one scene to the other
- ON/OFF switch
- Dimensions: 8" x 2 1/4" x 5"

Halloween People Packs

Choose from two new people packs for your Halloween layout.

FEATURES:

- Five hand-painted figures
- Average height: 1 1/4"

(6-29882) Witches Operating Brew Car \$149.99



(6-36857) Bobbing Ghost Boxcar \$64.99



(6-24264) Monsters People Pack \$22.99



(6-24265) Trick or Treaters People Pack \$22.99




(6-24227) Halloween Animated Billboard \$49.99



Two images included with billboard

HARRY POTTER HOGWARTS EXPRESS

(7-11020) Harry Potter Hogwarts Express Set \$299.99



Harry Potter™

Harry Potter™ Hogwarts Express™ O Gauge

Bring the magical world of Harry Potter™ to life with the Hogwarts Express™ ready-to-run train set by Lionel! Based on the best-selling books by J.K. Rowling and Warner Bros. movies, this die-cast metal steam locomotive includes a powerful maintenance-free motor, puffing smoke, operating headlight, air whistle and more. The three passenger cars feature interior lighting and operating couplers.

SET INCLUDES:

- 4-6-0 locomotive and tender, two passenger coaches, one combination car, three straight FasTrack track sections, eight curved FasTrack track sections, one FasTrack terminal section, powerful CW-80 Transformer

LOCOMOTIVE FEATURES:

- Transformer controlled forward, neutral and reverse operation
- Air whistle in tender
- Operating headlight
- Operating coupler on rear of tender
- Powerful maintenance-free motor
- Two traction tires
- Puffing smoke
- Die-cast metal locomotive body
- Separately applied metal handrails

PASSENGER CARS FEATURE:

- Interior lighting
- Operating couplers
- Soft molded diaphragms between cars
- Minimum Curve: 0-36
- Length: 63"
- Layout Dimensions: 40" x 60"

HARRY POTTER, characters, names and related indicia are trademarks of and © Warner Bros. Entertainment Inc. Harry Potter Publishing Rights © JKR. (s08)





Metro-North Railroad

(6-30085) MTA Metro-North Railroad M-7 Set \$279.99

1983-2008

25

MTA Metro-North Railroad

MTA Metro-North Railroad 25th Anniversary M-7 Commuter Train Set

For 25 years, MTA Metro-North Railroad has provided reliable commuter service between New York City and northern suburbs in New York and Connecticut. MTA Metro-North Railroad is proud of its recognized tradition of excellence in service and exceptional on-time performance; delivered by extraordinarily dedicated personnel. Lionel celebrates this special anniversary with a ready-to-run train set featuring the railroad's newest commuter car fleet – sleek M-7 electric, multiple-unit rail cars. Decorated in handsome blue and grey, this Lionel set represents the first time these modern commuter cars have been modeled in O Gauge. These trains are seen everyday

operating to and from Metro-North's flagship, Grand Central Terminal, as well as suburban stations in its electrified zone. Each of the four rail cars in the set features unique elements, such as opening side doors and interior illumination. A realistic horn and headlights are also included on the powered M-7 car. In addition to the transformer and a generous amount of track, this affordable set also includes railroad and passenger figures and an assortment of railroad signs that can be customized with special station name decals to re-create your favorite Metro-North station.

An M-7 add-on 2-pack is also available separately.

SET INCLUDES:

- M-7 powered car, three M-7 non-powered cars, three straight FasTrack track sections, eight curved FasTrack track sections, a FasTrack terminal track section, 12 signs, six figures, signage customization kit, PowerMax transformer

M-7 CAR FEATURES:

- Transformer controlled forward, neutral, and reverse operation
- Powerful maintenance-free motor on powered car
- Operating headlights and electronic horn on powered car
- Interior illumination
- Manually opening doors

ALSO AVAILABLE!

MTA Metro-North Railroad M-7 Add-on 2-Pack

FEATURES:

- Includes two non-powered cars
- Interior illumination
- Manually opening doors

(6-35133) MTA Metro-North Railroad M-7 Add-on 2-Pack \$84.99

Concept model shown

Santa Fe El Capitan with TrainSounds

The classic FT diesel locomotive, equipped with realistic sounds from the TrainSounds sound system, hurtles down the "Route of the Warbonnets." Three streamlined passenger cars—two illuminated coaches and an illuminated observation car—follow the westbound locomotive. With the CW-80 Transformer and a loop of FasTrack track, you are ready to run one of the Santa Fe's best known passenger trains.

SET INCLUDES:

FT diesel locomotive, two streamliner coach cars, one streamliner observation car, three straight FasTrack sections, eight curved FasTrack sections, a FasTrack terminal section, CW-80 Transformer

LOCOMOTIVE FEATURES:

- Transformer controlled forward, neutral, and reverse operation
- TrainSounds sound system with diesel engine revving, diesel horn, bell, squealing brakes, and operator-controlled, multi-part crew dialog
- Operating headlight
- Front operating coupler
- Dual powerful maintenance-free motors
- Traction tires
- Die-cast metal trucks, pilot, fuel tank
- Metal frame
- Lighted cab interior
- Engineer and fireman figures

PASSENGER CARS FEATURE:

- Die-cast metal trucks and operating couplers
- Authentically detailed interiors
- Interior illumination
- Flexible diaphragms between cars
- Opening doors
- Minimum Curve 0-27
- Length: 52 1/2"
- Layout dimensions: 40" x 60"

TrainSounds™

ALSO AVAILABLE!

Santa Fe El Capitan Vista Dome

Now you can add a vista dome to your train set for even more layout options and passenger service fun.

FEATURES:

- Operating couplers – uncouple cars automatically with a remote-control or uncoupling track section (see page 124)
- Interior illumination
- Length: 11 3/4"



(6-35129) Santa Fe El Capitan Vista Dome \$69.99



(6-30001) Santa Fe El Capitan with TrainSounds \$369.99



READY-TO-RUN TRAIN SETS

Rio Grande Fast Freight Set

From Salt Lake City to Denver, a powerful 2-8-4 Berkshire highballs through rough terrain on the "grandest mountain railroad of them all"—the Rio Grande. The fast-traveling Berkshire leads an impressive, colorful consist that includes a boxcar, tank car, operating coal dump car, and caboose. The Rio Grande Fast Freight set comes complete with FasTrack and a CW-80 transformer.

SET INCLUDES:

2-8-4 Berkshire steam locomotive and tender, boxcar, coal dump car and tray, tank car, offset square window caboose with illuminated interior, two straight FasTrack sections, eight curved FasTrack sections, a FasTrack uncoupling section, a FasTrack terminal section, CW-80 Transformer, smoke fluid

LOCOMOTIVE FEATURES:

- Transformer controlled forward, neutral, and reverse operation
- TrainSounds sound system with steam chuffing, steam whistle, bell, squealing brakes, and operator-controlled multi-part crew dialog
- Operating headlight
- Operating coupler on rear of tender
- Powerful maintenance-free motor with momentum flywheel
- Traction tires
- Puffing smoke unit
- Die-cast metal locomotive body, frame, and trucks
- Die-cast metal tender body and trucks with a metal frame
- Engineer and fireman figures

ROLLING STOCK FEATURES:

- Die-cast metal sprung trucks and operating couplers (caboose has die-cast metal trucks)
- Opening doors on boxcar
- Coal car dumps coal at the touch of a button
- Interior illumination in caboose
- Individually boxed
- Minimum Curve: 0-27
- Length: 59 3/4"
- Layout dimensions: 40" x 60"

Denver & Rio Grande Western Hand Car

Two diligent workers grip the levers of this handcar and move it to a work site that's further down the tracks. Add this car to your layout for motion-packed fun!

FEATURES:

- Powerful maintenance-free motor
- Traction tires
- Length: 4"

Alaska Steam Work Train Set

The powerful Alaska 0-6-0 switcher moves along the snowy route from Anchorage to Seward, hauling its workload more than 100 miles along the frosty rails. This rugged, icebound consist includes a dockside switcher, flatcar with wheel and cargo load, 3-dome tankcar, crane car, and work caboose.

SET INCLUDES:

- 0-6-0 dockside steam locomotive, flatcar with load, 3-dome tankcar, crane car, caboose with lighted interior, eight curved FasTrack track sections, 3 straight FasTrack track sections, a FasTrack terminal section, and a CW-80 Transformer

LOCOMOTIVE FEATURES:

- Transformer controlled forward, neutral, and reverse operation
- Electronic steam whistle
- Directional lighting, including operating headlight and operating back-up light
- Front and rear operating couplers
- Powerful maintenance-free motor with momentum flywheel
- Traction tires
- Puffing smoke unit
- Die-cast metal body and frame
- Engineer and fireman figures

ROLLING STOCK FEATURES:

- Operating couplers
- Pallet and wheel load on flatcar
- Rotating cab and operating boom and hook on crane car
- Interior illumination in caboose
- Minimum Curve: 0-27
- Length: 45 3/4"
- Layout dimensions: 40" x 60"




TrainSounds™

(6-30049) Rio Grande Fast Freight with TrainSounds \$319.99

**PUFFING
SMOKE AND
HEADLIGHT!**



**PUFFING
SMOKE
AND LIGHTS!**



(6-30045) Alaska Steam Work Train Set \$269.99

OPERATING COAL DUMP CAR

DIE-CAST METAL SPRUNG TRUCKS

INTERIOR LIGHTING IN CABOOSE!

MANUALLY OPERATE BOOM, HOOK, AND CAB!

INTERIOR LIGHTING IN CABOOSE!

PALLET AND WHEEL LOAD!

(6-28420) Denver & Rio Grande Western Handcar \$69.99



READY-TO-RUN TRAIN SETS

(6-30081) Union Pacific Merger Special \$299.99



NEW!

Union Pacific Merger Special

Through the years, a series of mergers helped Union Pacific create the strongest railroad company in North America. In the 1980's the addition of Missouri Pacific doubled Union Pacific route miles, and the acquisition of Western Pacific and Katy extended service into new regions of California and Oklahoma. The Union Pacific Merger Special set tips a conductor's cap to these important railroads before the Union Pacific merger, in their original livery. Led by a rugged GP-38 in Union Pacific colors, this handsome freight set includes a Western Pacific boxcar with a classic feather logo, a black Mopac "Route of the Eagles" gondola, and an MKT red and cream derrick car. A Union Pacific caboose completes this special set.

Update your Union Pacific Merger Special set to post-merger Heritage-inspired decoration with an add-on three pack of rolling stock. Each car in the pack pays homage to the new and colorful Heritage schemes recently unveiled by Union Pacific on their SD70ACe heritage locomotives.

SET INCLUDES:

- GP38 diesel locomotive, boxcar, gondola with canisters, operating derrick car, caboose, three straight FasTrack sections, eight curved FasTrack sections, a FasTrack terminal section, CW-80 Transformer

LOCOMOTIVE FEATURES:

- Transformer controlled forward, neutral, and reverse operation
- TrainSounds sound system with diesel engine revving, horn, bell squealing brakes, and operator-controlled, multi-part crew dialog
- Operating headlight
- Dual operating couplers
- Dual powerful maintenance-free motors
- Metal frame

ROLLING STOCK FEATURES:

- Operating couplers
- Four removable canisters in gondola
- Manually operating boom on boom car
- Interior illumination in caboose
- Minimum Curve: 0-27
- Length: 48 1/2"
- Layout dimensions: 40" x 60"

TrainSounds™

Union Pacific Heritage Cars 3-Pack

Each car in the pack pays homage to the new and colorful Heritage schemes recently unveiled by Union Pacific on their SD70ACe heritage locomotives. The perfect addition to the Union Pacific Merger Special set.

3-PACK INCLUDES:

- Missouri Pacific Hi-Cube Boxcar, MKT Single-Dome Tank car, Western Pacific Hopper

FEATURES:

- Die-cast metal sprung trucks and operating couplers
- Removable coal load in hopper
- Metal handrails, platform, and ladders on tank car
- Opening doors on boxcar
- Each car in pack is individually boxed

(6-30082) Union Pacific Heritage 3-Pack \$99.99



NEW!



FOUR DECORATED CANNISTERS INCLUDED

OPERATING BOOM

ILLUMINATED CABOOSE



OPERATING LOG DUMP CAR!

UNCOUPLING TRACK INCLUDED!

(6-30048) Northwest Special Freight Expansion Pack \$109.99

Northwest Special Freight Expansion Pack

- PACK INCLUDES:**
- Operating log dump car
 - Single-dome tank car
 - Gondola with canisters
 - 3 straight FasTrack track sections
 - FasTrack uncoupling track section that activates the coal dump car
 - 5" straight FasTrack track section
 - Tractor and trailer
 - Railroad signs
 - Lubrication and Maintenance Kit
 - Expands layout from 40" x 60" to 50" x 70"

Check availability at your Authorized Lionel Dealer



(6-30047) Northwest Special Freight with TrainSounds \$294.99

READY-TO-RUN TRAIN SETS

Conrail LionMaster Diesel Freight Set

This Conrail Diesel Freight Set is getting ready for work. Leading the train is an imposing giant – the LionMaster SD80MAC diesel locomotive—complete with the latest in Lionel control features, including the LEGACY Control System, Odyssey II Speed Control, and LEGACY RailSounds sound system. Behind the locomotive is a powerful consist of modern, detailed freight cars, the same kind of equipment that is used on railroads today. A CW-80 Transformer provides all the power you need to race across the expansive FasTrack layout included with this set.

SET INCLUDES:

- LionMaster SD80MAC, 3-bay coal hopper, unibody

tankcar, cylindrical hopper, 50' modern boxcar, extended vision caboose, seven straight FasTrack track sections, 12 O-48 curved FasTrack track sections, a FasTrack terminal section, CW-80 Transformer, smoke fluid

LOCOMOTIVE FEATURES:

- **LEGACY Control System** equipped—able to run in LEGACY Control mode, in TrainMaster Command Control mode, or in Conventional mode with a standard transformer
- **Odyssey II Speed Control** with ON/OFF switch
- **LEGACY RailSounds** sound system featuring:
 - CrewTalk dialog and TowerCom announcements, each with different scenarios depending on whether the locomotive is in motion or stopped

- Five official railroad speeds with CrewTalk dialog
- Eight diesel RPM levels
- LEGACY "Real-Time Quilling Horn" control with instant response for realistic signature "quilling" and correctly timed warning signals
- Single hit or continuous mechanical bell sounds
- Directional lighting, including LED operating headlights and operating classification lights
- Front and rear **ElectroCouplers**
- Dual powerful maintenance-free motors with momentum flywheels
- Four traction tires
- Fan-driven smoke unit
- Die-cast metal trucks, pilots, fuel tank
- Metal frame
- Separately applied metal details

- Illuminated number boards
- Illuminated cab interior
- Engineer and fireman figures

ROLLING STOCK FEATURES:

- Die-cast metal sprung trucks and operating couplers (Caboose has die-cast metal trucks)
- Removable coal load in hopper
- Opening doors on boxcar
- Opening hatches on cylindrical hopper
- Interior illumination in caboose
- Operating smoke unit in caboose

- Individually boxed
- Minimum Curve O-31
- Length: Approx. 72"
- Layout Dimensions: 50" x 90"



(6-31772) Conrail LionMaster Diesel Freight Set \$534.99

LIONMASTER



LEGACY
R.A.I.L.S.O.U.N.D.S.



(6-28295) Conrail LionMaster SD80MAC Non-powered \$199.99



Conrail LionMaster SD80MAC Non-powered

Expand your Conrail LionMaster Freight set with an additional Conrail LionMaster SD80MAC. This LEGACY non-powered unit includes the same lighting, smoke, and ElectroCoupler features that the powered unit in the set includes, accessible through your LEGACY CAB-2 Remote Controller.

FEATURES:

- LEGACY Control System equipped—Access all lighting, smoke, and ElectroCoupler features with your Cab-2 Remote Controller

- Front and rear **ElectroCouplers**
- Die-cast metal trucks, pilots, and fuel tank
- Directional lighting, including LED lights
- Operating marker lights
- Oscillating ditch lights
- Illuminated number boards
- Illuminated cab interior
- Fan-driven smoke unit
- Metal frame
- Separately applied metal details
- Minimum Curve: O-31
- Length: 17 1/2"



NEW!



(6-30066) Chesapeake & Ohio Empire Builder Ready-To-Run Train Set \$2699.99

Note: This is a two-box set:
6-30066 = BOX #1
6-30067 = BOX #2

Included in Empire Builder Set



Chesapeake & Ohio Empire Builder Ready-To-Run Train Set

Looking to get started with the very best? This Lionel Empire Builder set features everything you need to get started in top-of-the-line Lionel O Gauge model railroading. With the LEGACY Command Set, a powerful ZW transformer, a huge O-72 FasTrack layout, and two switches, you have all the makings of a sophisticated layout.

SET INCLUDES:

- Berkshire locomotive, offset hopper, double-door boxcar with end doors, 8,000-gallon tank car, double-sheathed wood boxcar, wood-sided caboose, ZW transformer, LEGACY Command Set, two O-72 switches, 22 O-72 curve FasTrack track sections, nine straight FasTrack track sections, one terminal track

LOCOMOTIVE FEATURES:

- LEGACY Control System equipped
- Odyssey II Speed Control with ON/OFF switch

- LEGACY RailSounds sound system featuring:
 - CrewTalk dialog and TowerCom announcements, each with different scenarios depending on whether the locomotive is in motion or stopped
 - Five official railroad speeds with CrewTalk dialog
 - DynaChuff synchronized chuffing that shifts through 15 levels of intensity as the locomotive gains speed
 - LEGACY "Real-Time Quilling Whistle" control with instant response for realistic signature "quilling" and correctly timed warning signals
 - Single hit or continuous bell sounds
 - Realistic operator-controlled effects, including the water injector
 - Independently adjustable volume control—use the Remote Controller to lower the level of background effects such as chuffing while keeping operator controlled effects such as the whistle at full volume
 - Dual FatBoy speakers for the ultimate in sound reproduction
- High-torque Pittman® motor with momentum

- flywheel
- Wireless Tether connection between locomotive and tender
- Directional lighting including operating headlight, back-up light on rear of tender, and front classification lights
- Die-cast metal locomotive body, frame, pilot, and trucks
- Scale front coupler with interchangeable O gauge coupler
- Traction tires
- Synchronized fan-driven smoke unit
- Separately applied metal details including whistle cord
- Accurate separately applied builder's plate
- Illuminated cab interior
- Variable ashpan glow
- Flickering firebox in cab
- Opening cab roof hatch
- Cab window glass
- Engineer and fireman figures
- Die-cast metal tender body and trucks

- Realistic, separately applied coal load
- Individual opening tender water hatches reveal easy-to-access RailSounds controls
- ElectroCoupler on rear of tender

ROLLING STOCK FEATURES:

- Hidden uncoupling tabs
- Die-cast metal sprung trucks (caboose has die-cast trucks) and operating couplers
- Offset hopper has die-cast metal body, opening hatches, and removable coal load
- Boxcars have opening side doors
- Double-door boxcar has opening end doors
- Die-cast metal caboose has interior illumination
- Layout dimensions: Approx. 124" x 84"
- Minimum Curve: O-54
- Length: 26 1/2"



PREMIUM TRAIN SETS

#11268 Chesapeake & Ohio Diesel Freight Set

Armed... and ready for action! As this freighter rolls along, a special exercise in target practice is taking place. The projectile from the Turbo Missile Car is attempting to shoot down the balloon on the Aerial Target Launching Car. For air reconnaissance, there is a helicopter hidden in a boxcar that can be launched at the press of a button. For water thrills, this freighter carries a modern jet fuel motor boat that races at top speed. All this... plus a C&O GP-7 diesel with blazing headlight and track-gripping

Magne-Traction. Originally released in 1962, this special space-age freight set features some of the most memorable postwar action cars made by Lionel—offering fun for the entire family.

SET INCLUDES:

- #2365 C&O GP-7, #3619 Reconnaissance Copter Car, #3470 Aerial Target Launching Car, #3349 Turbo Missile Firing Car, #6501 Flatcar with Jet Boat, #6017 Caboose

LOCOMOTIVE FEATURES:

- Transformer controlled forward, neutral, and reverse operation

- **RailSounds** sound system
- Powerful Pullmor motor
- **Magne-Traction** track gripping system
- Directional lighting with operating headlight on each end
- Interior illumination
- Metal frame and trucks

FREIGHT CAR FEATURES:

- Die-cast metal trucks and operating couplers
- #6501 Flatcar includes jet motorboat on deck
- #3619 Recon Copter Car includes launching helicopter

- #3349 Turbo Missile Firing Car includes two "Turbo Missiles," launcher, and missile deck
- #3470 Aerial Target Car includes four balloons with Lionel "L" Bull's-eye decoration
- #6017 Caboose features interior lighting, metal frame, ladders, toolboxes, and smokestack

- Individually boxed
- Postwar Celebration Series plaque and packaging
- Minimum Curve: 0-27
- Length: Approx. 87"



#2270W Jersey Central Passenger Set

One of the most prized sets from 1956 is back again—the colorful Jersey Central Passenger Set featuring the last postwar road name to grace the Lionel FM TrainMaster. The JC #2341 TrainMaster, dressed in distinctive orange and blue, was produced only in 1956 and remains highly sought after today. Three extruded aluminum passenger cars—a Pullman, vista dome, and observation car—complete the famous set. Like the original, #2341 comes equipped with the power of two Pullmor motors and

Magne-traction. It has been upgraded to also include TMCC, RailSounds 5.0, and ElectroCouplers.

SET INCLUDES:

- #2341 Jersey Central FM TrainMaster, #2531 Silver Dawn Observation car, #2533 Silver Cloud Pullman car, #2532 Silver Range Vista Dome car

LOCOMOTIVE FEATURES:

- **TrainMaster Command Control** equipped—able to run in Command Control mode or in Conventional mode with a standard transformer
- **RailSounds 5.0** sound system with custom

recorded effects, multi-part CrewTalk communication, and TowerCom announcements

- Directional lighting, including operating LED headlights
- Dual powerful **ElectroCouplers**
- Dual powerful **Pullmor** motors
- **Magne-Traction** track gripping system
- Traction tires
- Die-cast metal trucks, pilots, and fuel tank
- Metal frame
- Illuminated cab interior
- Engineer and fireman figures

PASSENGER CAR FEATURES:

- Die-cast metal trucks and couplers
- Extruded aluminum body
- Metal frame
- Passenger silhouettes
- Interior illumination
- Individually boxed
- Postwar Celebration Series plaques and packaging
- Minimum Curve: 0-31
- Length: 61 1/2"

(6-31758) #2270W Jersey Central Passenger Set \$749.99


RailSounds
5.0





(6-31765) #11268 C&O Diesel Freight Set \$579.99

Concept model shown



(6-51014) #291W The Red Comet \$674.99

Concept model shown



Red Comet

No. 291W The Red Comet

First offered in 1935 by Lionel, this sleek, "ultra-modern" streamline set is led by a 2-4-2 locomotive stylized after the famous New York Central Commodore Vanderbilt. Dressed in dashing red, the streamlined locomotive with 265T tender hauls two Pullman cars and an observation car at the rear. These handsome passenger cars feature nickel journal boxes, white window trim, four-wheel trucks, and underside air tanks.

SET INCLUDES:

- #264E 2-4-2 locomotive and 265T tender, two #603 Pullman cars, and #604 Observation car

LOCOMOTIVE FEATURES:

- Transformer controlled forward, neutral, and reverse operation
- Air whistle
- Powerful AC motor
- Operating headlight
- Metal locomotive body, frame, and trucks

- Metal tender body and trucks

PASSENGER CARS FEATURE:

- Die-cast metal trucks with operating hatch couplers
- Metal frames and bodies
- Illuminated interiors
- Individually boxed
- Prewar Celebration Series packaging
- Minimum Curve: 0-27
- Length: Approx. 41"

Traditional Steam Locomotives

Lionel Traditional Steam Locomotives are perfectly sized to pull **Lionel Traditional Freight Cars**. Almost all Traditional locomotives can run on track with a Minimum Curve as tight as O-27, and are great additions to any traditionally-sized Lionel train set. Affordable and durable, these steam engines feature realistic smoke and operating whistles, headlights, and couplers.

0-6-0 Dockside Switchers

Built of tough die-cast metal, these mighty switchers offer plenty of action in an affordable package.

FEATURES:

- Transformer controlled forward, neutral, and reverse operation
- Electronic steam whistle
- Directional lighting with operating headlight and back-up light
- Die-cast metal locomotive body and frame
- Powerful maintenance-free motor with momentum flywheel
- Front and rear operating couplers
- Traction tires
- Puffing smoke unit
- Engineer and fireman figures
- Minimum Curve: O-27
- Length: 8 1/2"

(6-38630) U.S. Army 0-6-0 Dockside Switcher \$109.99



(6-38600) Union Pacific 0-6-0 Dockside Switcher \$109.99



(6-38601) Lionel Lines 0-6-0 Dockside Switcher \$109.99



(6-36624) Lionel Lines Caboose \$39.99



Caboose see page 65


Lionel Lines 0-8-0 Steam Locomotive

Because they had all the weight on their drivers, 0-8-0 locomotives had the power they needed for both mainline and switcher duties. Add one of these handsome, hefty engines to do all types of work on your own layout.

FEATURES:

- Transformer controlled forward, neutral, and reverse operation
- Air whistle in tender
- Operating headlight
- Die-cast metal locomotive body and frame
- Operating coupler on rear of tender
- Powerful maintenance-free motor
- Puffing smoke unit
- Engineer and fireman figures
- Minimum Curve: 0-31
- Length: 18"

(6-38651) Lionel Lines 0-8-0 Steam Locomotive \$119.99



TRADITIONAL STEAM LOCOMOTIVES

4-4-2 Steam Locomotives

Every railroad needs a strong stable of iron horses. Built of tough die-cast metal, the classic 4-4-2 is now available in Great Northern and Lionel Lines liveries.

FEATURES:

- Transformer controlled forward, neutral, and reverse operation
- Realistic air whistle in tender
- Powerful, maintenance-free motor
- Operating headlight
- Die-cast metal locomotive body and frame
- Operating coupler on rear of tender
- Traction tires
- Puffing smoke unit
- Die-cast metal tender trucks
- Metal tender frame
- Minimum Curve: 0-27
- Length: 18 1/4"

(6-38664) Lionel Lines 4-4-2 \$109.99



(6-36624) Lionel Lines Caboose \$39.99



Caboose

FEATURES:

- Die-cast metal trucks and operating couplers
- Interior illumination
- Minimum Curve: 0-27
- Length: 7 1/4"

(6-38627) Great Northern 4-4-2 \$109.99



(6-38654) Bethlehem Steel 0-4-0 Switcher \$169.99



(6-36864) Bethlehem Steel Searchlight Car \$39.99



See page 83

(6-38606) Southern Pacific 0-4-0 Switcher \$169.99



(6-36587) Southern Pacific Caboose \$39.99



0-4-0 Steam Locomotives

These die-cast metal switchers are ready for action on any layout. Push or pull rolling stock with dual operating couplers. Each locomotive also includes a realistic steam whistle.

FEATURES:

- Transformer controlled forward, neutral, and reverse operation
- Electronic steam whistle
- Powerful, maintenance-free motor
- Die-cast metal locomotive body and frame
- Traction tires
- Puffing smoke unit
- Die-cast metal tender trucks
- Die-cast metal tender frame
- Operating headlight
- Front and rear operating couplers
- Minimum Curve: 0-27
- Length: 15"

Alton Limited Pacific Steam Locomotive

From its 1924 debut at Chicago's Union Station, the "new" Alton Limited held the title "Handsome Train in the World." This famous Chicago & Alton luxury passenger train, now available by Lionel, is pulled by a Pacific locomotive and painted in "red" livery.

Matching Madison passenger cars are also available in maroon and red. An "Alton Limited" drumhead on the observation car deck finishes off this very special train.

FEATURES:

- Transformer controlled forward, neutral, and reverse operation
- TrainMaster Command Control upgradeable
- RailSounds sounds system with CrewTalk communication and TowerCom announcements
- Die-cast metal locomotive body, frame, and trucks
- Die-cast metal tender body and trucks with metal frame
- Operating coupler on rear of tender
- Directional lighting, including operating headlight and back-up light on tender
- Puffing smoke unit
- Firebox glow
- Traction tires
- Minimum Curve: 0-31
- Length: 20"

General 4-4-0 with TrainSounds Tender

FEATURES:

- Transformer controlled forward, neutral, and reverse operation
- TrainSounds sound system with steam chuffing, steam whistle, bell, squealing brakes, and multi-part crew dialog
- Powerful, maintenance-free motor
- Operating headlight
- Operating coupler on rear of tender
- Traction tires
- Puffing smoke unit
- Die-cast metal tender trucks
- Metal tender frame
- Length: 16"
- Minimum Curve: 0-27



Passenger cars see page 48



NEW!

Passenger cars see page 93



Texas & Pacific Mikado and Nickel Plate Road Berkshire with TMCC

FEATURES:

- **TrainMaster Command Control** equipped—able to run in Command Control Mode or in Conventional Control Mode
- **RailSounds** sound system with CrewTalk communication, TowerCom announcements, and DynaChuff synchronized chuffing
- Operating headlight
- **ElectroCoupler** on rear of tender
- Powerful maintenance-free motor with momentum flywheel
- Traction tires
- Puffing smoke unit
- Die-cast metal locomotive body, frame, and trucks
- Die-cast metal tender body and trucks with a metal frame
- Engineer and fireman figures
- Minimum Curve: 0-27
- Length: 19"

Alaska Mikado Steam Locomotive

FEATURES:

- Transformer controlled forward, neutral, and reverse operation
- Conventional RailSounds sound system with synchronized chuffing, crew announcement, brake squeal, steam whistle, and bell
- Powerful maintenance-free motor with momentum flywheel
- Operating headlight
- Die-cast metal locomotive body, frame, and trucks
- Operating coupler on rear of tender
- Traction tires
- Puffing smoke unit
- Engineer and fireman figures
- Die-cast metal tender body and trucks
- Minimum Curve: 0-27
- Length: 19"



Union Pacific 4-8-4 FEF-3 Last of the Great Steam Locomotives

Between 1937 and 1944, in a series of three classes, Union Pacific received its entire line of 45 Alco-built FEF 4-8-4 "Northern" locomotives. Famous for high speed passenger service, these 4-8-4 bullets pulled Union Pacific trains like the Overland Flyer, Portland Rose, and Challenger at speeds as high as 100 mph. Displaced by the arrival of diesel locomotives in the mid 1950's, many FEF steam locomotives quickly "met the cutting torch," while others were reassigned to freight service, where they continued to haul loads at record speeds.

One special Union Pacific Northern still operates today: the legendary #844 FEF-3 4-8-4. This engine holds the distinguished honor of being the only steamer never retired by a North American Class I railroad, and the last steam locomotive ever built for the Union Pacific. Still used for company and public excursions, it is kept at the Union Pacific engine house in Cheyenne, Wyoming.

Now the legendary #844 FEF-3 (Four-Eight-Four, Series 3) locomotive is available by Lionel. It is made from all-new tooling, and comes equipped with the LEGACY Command Control System, LEGACY RailSounds, and prototypically accurate detailing and decoration. The Lionel FEF-3 locomotive is available in two classic schemes: black with a light graphite smoke box and firebox, or two-tone grey passenger scheme featuring Armour Yellow lettering and striping. Both FEF-3 locomotives are accurately modeled with dual stacks and "elephant ear" smoke deflectors that reduced smoke flow over the cab, a Worthington SA feedwater heater, and an all-weather enclosed cab with an opening roof hatch. The engine is matched with a prototypical 14-wheel "centipede" oil-firing tender.

FEATURES:

- **LEGACY Control System** equipped—able to run in LEGACY Control mode, in TrainMaster Command Control mode, or in Conventional mode with a standard transformer
- **Odyssey II Speed Control** with ON/OFF switch
- **LEGACY RailSounds** sound system featuring:
 - CrewTalk dialog and TowerCom announcements, each with different scenarios depending on whether the locomotive is in motion or stopped
 - Five official railroad speeds with CrewTalk dialog
 - DynaChuff synchronized chuffing that shifts through 15 levels of intensity as the locomotive gains speed
 - LEGACY "Real-Time Quilling Whistle" control with instant response for realistic signature "quilling" and correctly timed warning signals
 - Single hit or continuous bell sounds

- Realistic operator-controlled effects, including the water injector
- Independently adjustable volume control—use the Remote Controller to lower the level of background effects such as chuffing while keeping operator controlled effects such as the whistle at full volume
- FatBoy speaker for the ultimate in sound reproduction
- High-torque Pittman® motor with momentum flywheel
- **Wireless Tether** connection between locomotive and tender
- Directional lighting including operating headlight, emergency light, and back-up light
- Illuminated classification and marker lights
- Illuminated number boards
- Die-cast metal locomotive body, frame, and trucks
- Scale front coupler with interchangeable O gauge coupler for double-heading
- **Electro-Coupler** on rear of tender
- Traction tires
- Synchronized fan-driven smoke unit with adjustable smoke output
- Separately applied metal details
- Accurate separately-applied builder's plates
- Opening roof hatch
- "Elephant ear" smoke deflectors on sides
- Illuminated cab interior
- Cab window glass
- Engineer and fireman figures
- Die-cast metal tender body and trucks
- Individually opening tender water hatches reveal easy-to-access RailSounds controls
- Minimum Curve: 0-72
- Length: 28 3/4"




LEGACY
R.A.I.L.S.O.U.N.D.S.

Swing-out scale front couplers



All-new tooling features numerous separately applied details



See pages 84-85 for passenger cars

Prototypical tender features easy-to-access RailSounds controls under water hatches

STANDARD O STEAM LOCOMOTIVES

(6-11131) Union Pacific 4-8-4 FEF-3 (Black) \$1,159.99



(6-11116) Union Pacific 4-8-4 FEF-3 (Grey) \$1,159.99



(6-35415) Union Pacific 18" Passenger Cars 4-Pack \$624.99



(6-25574) Union Pacific 18" Aluminum StationSounds Diner \$289.99



(6-35423) Union Pacific 18" Passenger Car 2-Pack \$324.99



NEW!



Pere Marquette Berkshire Steam Locomotive #1225

Pere Marquette #1225 was one of thirty-nine 2-8-4 Berkshire types ordered by the Pere Marquette Railway. Built by Lima in 1941 and designed for "fast-freight" service, it spent most of its wartime years hauling steel and freight between Michigan factories and Indiana steel mills. The Pere Marquette Railway merged with Chesapeake & Ohio in 1947, and this Berkshire kept pace with the steadily growing auto industry around Detroit, supplying raw materials and delivering finished goods. In 1951, the ex-Pere Marquette locomotive was retired due to a rise in diesel locomotive service. But the story of the "Christmas Day" Berkshire was not yet ended.

In 1957, #1225 was saved from the scrap yard by a C&O yardmaster who appreciated the locomotive's unique "Christmas Day" road number. It was put on display at Michigan State University until 1983, when it was moved to the former Ann Arbor Railroad yard in Owosso for restoration. In 1988, after nearly a decade of dedicated restorative work by the Michigan State Trust for Railway Preservation, Inc., the locomotive was again in full operation. Today, the #1225 runs on numerous excursions. It is listed on the National Register of Historic Places as the largest operating steam locomotive in Michigan.

In 2004, #1225 became famous as the Berkshire locomotive featured in the Christmas film, *The Polar Express*. Blueprints of the ex-Pere Marquette steam engine and tender were used as prototypes for the animated locomotive's design elements, and actual sounds of the #1225 were utilized in the film. To the delight of the public, the actual #1225 also operated on excursions in 2004, with the Pere Marquette tender repainted "Polar Express".

Today, Lionel proudly offers a scale-sized and accurately detailed Pere Marquette Berkshire #1225 and tender, upgraded with our latest features, including the LEGACY Control System, LEGACY RailSounds, and Odyssey II Speed Control.

FEATURES:

- **LEGACY Control System** equipped—able to run in LEGACY Control mode, in TrainMaster Command Control mode, or in Conventional mode with a standard transformer
- **Odyssey II Speed Control** with ON/OFF switch
- **LEGACY RailSounds** sound system featuring:

- CrewTalk dialog and TowerCom announcements, each with different scenarios depending on whether the locomotive is in motion or stopped
- Five official railroad speeds with CrewTalk dialog
- DynaChuff synchronized chuffing that shifts through 15 levels of intensity as the locomotive gains speed

- LEGACY "Real-Time Quilling Whistle" control with instant response for realistic signature "quilling" and correctly timed warning signals
- Single hit or continuous bell sounds
- Realistic operator-controlled effects, including the water injector
- Independently adjustable volume control—use the Remote Controller to lower the level of background effects such as chuffing while keeping operator controlled effects such as the whistle at full volume

- Prototypical four chuffs per revolution
- Simulate the load running light or battling against a heavy load by manually adjusting the DynaChuff intensity with Cab-2 commands
- Dual FatBoy speakers for the ultimate in sound reproduction
- High-torque Pittman® motor with momentum flywheel
- **Wireless Tether** connection between locomotive and tender
- **ElectroCoupler** on rear of tender
- Directional lighting including operating headlight and back-up light
- Illuminated classification and marker lights
- Illuminated number boards
- Die-cast metal locomotive body, frame, and trucks
- Scale front coupler with interchangeable O gauge coupler for double-heading
- Two traction tires
- Synchronized fan-driven smoke unit with adjustable smoke output
- Separately applied metal details
- Accurate separately-applied builder's plates
- Illuminated cab interior
- Authentically detailed cab interior
- Cab window glass
- Variable ashpan glow
- Flickering firebox in cab
- Engineer and fireman figures
- Die-cast metal tender body and trucks
- Opening roof hatch on cab
- Length: 26 1/2"
- Minimum Curve: O-54

Southern Pacific AC-4 Cab Forward

The Southern Pacific Railway ran rugged routes through the Sierra and Cascade mountain ranges that challenged the most powerful locomotives. Particularly treacherous was a 139-mile stretch extending from Roseville, California to Sparks, Nevada. Locomotives running on "The Hill" climbed and descended nearly 7,000 feet above sea level, moving orchard and ranch produce to the East. Numerous tunnels kept the line clear of heavy snow, but the tight confines deflected the noxious stack exhaust along the boiler into the cab, nearly asphyxiating train crews. In 1908, enterprising Southern Pacific designers solved the problem by turning the locomotive around so that the stack and its choking fumes were behind the cab.

Preceded by several classes of smaller "cab-aheads", the modern articulated consolidation—or AC class—debuted in 1928. Espee engineers collaborated with Baldwin designers to create this new type of locomotive, the 4-8-8-2 class AC-4—first of a number of AC-class articulateds that became synonymous with Southern Pacific. The #4100, first of twenty AC-4's to be delivered, was 120' long and weighed over 900,000 lbs. when loaded. Each was equipped with modern appliances, including a Bl. feedwater heater, a type E superheater, and a large Vanderbilt tender. The first engine to go to 235 lbs. of steam, the AC-4 could supply 116,900 lbs. of tractive effort.

This scale-sized Lionel model is fully featured with the LEGACY Control System, Odyssey II for Speed Control, and LEGACY RailSounds.

FEATURES:

- **LEGACY Control System** equipped—able to run in LEGACY Control mode, in TrainMaster Command Control mode, or in Conventional mode with a standard transformer
- **Odyssey II Speed Control** with ON/OFF switch
- **LEGACY RailSounds** sound system featuring:
 - CrewTalk dialog and TowerCom announcements, each with different scenarios depending on whether the locomotive is in motion or stopped
 - Five official railroad speeds with CrewTalk dialog
 - DynaChuff synchronized chuffing that shifts

through 15 levels of intensity as the locomotive gains speed

- LEGACY "Real-Time Quilling Whistle" control with instant response for realistic signature "quilling" and correctly timed warning signals
- Single hit or continuous bell sounds
- Prototypical "City Horn"
- Realistic operator-controlled effects, including the water injector
- Independently adjustable volume control - use the Remote Controller to lower the level of background effects such as chuffing while keeping operator controlled effects such as the whistle at full volume

- Prototypical four chuffs per revolution
- Simulate the load running light or battling against a heavy load by manually adjusting the DynaChuff intensity with Cab-2 commands
- Dual FatBoy speakers for the ultimate in sound reproduction
- High-torque Pittman® motor with momentum flywheel
- **Wireless Tether** connection between locomotive and tender
- **ElectroCoupler** on rear of tender
- Directional lighting including operating headlight and back-up light
- Illuminated classification and marker lights
- Illuminated number boards
- Die-cast metal locomotive body, frame, and trucks
- Custom LEGACY CAB-2 control panel with "City Horn" control
- Two traction tires
- Synchronized fan-driven smoke unit with adjustable smoke output
- Separately applied metal details
- Accurate separately-applied builder's plates
- Authentically detailed and illuminated cab interior
- Cab window glass
- Variable ashpan glow
- Flickering firebox in cab
- Engineer and fireman figures
- Die-cast metal tender body and trucks
- Opening roof hatch on cab
- Individually opening tender water hatches reveal easy-to-access RailSounds controls
- Length: Approx. 34"
- Minimum Curve: O-72



LEGACY
R.A.I.L.S.O.U.N.D.S



(6-11146) Pere Marquette Berkshire #1225 \$1289.99

TANK NOT TO BE
FILLED WITH COAL
ABOVE COLLAR

PERE MARQUETTE RAILWAY EQUIPMENT
TRUST OF 1941, NATIONAL BANK OF DETROIT,
TRUSTEE, OWNER, LESSOR.

Accurate tender plates on Pere Marquette #1225

Concept model shown



LEGACY
R.A.I.L.S.O.U.N.D.S



(6-11143) Southern Pacific #4100 AC-4 Cab Forward \$1,669.99

Concept photo only

TRADITIONAL DIESEL LOCOMOTIVES

#50 Gang Car

Part of the Postwar Celebration Series, the #50 Gang Car was first introduced in 1954 and remained in production for a decade. When one of the bumpers strikes an object on the track, the car changes direction. Our newest Postwar Celebration Series Gang Car features the 50's version sporting blue bumpers, one olive-painted figure, and two blue-painted figures.

FEATURES:

- Bumper controlled forward and reverse operation
- Pivoting workman figure
- Two stationary workman figures
- Powerful Pullmor motor
- Die-cast metal frame
- Postwar plaque and packaging
- Minimum curve: 0-27
- Length: 5 3/4"

Pennsylvania Inspection Vehicle

A familiar sight in modern railroading, this rugged vehicle speeds inspectors and other railroad men quickly down the iron rails.

FEATURES:

- Powerful Pullmor motor
- Operating headlights and taillights
- Metal frame
- Minimum Curve: 0-27
- Length: 7 1/2"

New Haven Handcar

Add this car to your layout for motion-packed fun!

FEATURES:

- Powerful maintenance-free motor
- Traction tires
- Length: 4"

Lionel Lines Speeder

The motorized successor to the handcar, the speeder moved track gangs to the work site and even took the railroad brass on inspection runs. At a pint-sized price, this runabout adds action to any layout or can even give chase to your favorite Lionel ready-to-run train set.

FEATURES:

- Transformer controlled forward, neutral, and reverse operation
- Directional lighting
- Powerful maintenance-free motor
- Traction tire
- Die-cast metal frame
- Separately applied metal handrails
- Operating strobe light
- Detailed cab interior
- Interior illumination
- Two crew figures
- Minimum Curve: 0-27
- Length: 3 3/4"

Portland Birney Trolley

FEATURES:

- Bumper controlled forward and reverse operation
- Operating LED headlights
- Interior lighting with passenger silhouettes
- Powerful maintenance-free motor
- Traction tire
- Minimum Curve: 0-27
- Length: 6 3/4"



Interior details include M.o.W. tools



NEW!

(6-28884) Pennsylvania GP38 \$209.99



Pennsylvania GP38

The GP38 by Lionel—an affordable way to expand any O gauge diesel fleet. This rugged “growler” provides heavy pulling power with dual motors and is fitted with a host of fine features.

FEATURES:

- Transformer controlled forward, neutral, and reverse operation
- Electronic diesel horn
- Operating headlights
- Front and rear operating couplers
- Die-cast metal trucks and fuel tank
- Powerful maintenance-free motor
- Metal frame and handrails
- Traction tires
- Interior illumination
- Engineer and fireman figures
- Minimum Curve: O-27
- Length: Approx. 14”

(6-28876) Great Northern FT Diesel \$244.99



Great Northern FT Diesel

Built by General Motors Electro-Motive Division, the FT diesel locomotive took its place next to its famous cousin the F3 as one of the workhorses of the American rails. Lionel’s version of the FT features two powerful motors, separately applied grab irons, two operating headlights, and a variety of fine detailing.

FEATURES:

- Transformer controlled forward, neutral, and reverse operation
- Electronic diesel horn
- Operating headlight
- Front operating coupler
- Dual powerful maintenance-free motors
- Traction tires
- Die-cast metal trucks, pilot, and fuel tank
- Metal frame and ladders
- Lighted cab interior
- Engineer and fireman figures
- Minimum Curve: O-27
- Length: 12 3/4”

(6-18994) Lionel Lines FA Diesel \$89.99



Lionel Lines FA Diesel

A great diesel locomotive at an exceptional price!

FEATURES:

- Transformer controlled forward, neutral, and reverse operation
- Electronic diesel horn
- Operating headlights
- Rear operating coupler
- Powerful maintenance-free motor
- Traction tires
- Interior illumination
- Minimum Curve: O-27
- Length: 10 3/8”

STANDARD O DIESEL LOCOMOTIVES

New York Central H16-44 Diesel Locomotive

Sometimes called the “baby Trainmaster,” the Fairbanks-Morse H16-44 utilized the company’s highly reliable eight-cylinder, opposed-piston diesel engine that was made famous on American submarines during World War II. Now you can expand your Standard O motive power roster affordably with a conventional version of this road switcher, available in New York Central livery.

POWERED UNIT FEATURES:

- Transformer controlled forward, neutral, and reverse operation
- Electronic diesel horn
- Directional lighting including LED headlights
- Operating marker lights
- Front and rear operating couplers
- Dual powerful maintenance-free motors with momentum flywheels
- Traction tires
- Fan-driven smoke unit
- Die-cast metal trucks, fuel tank, and pilots
- Metal frame
- Separately applied metal details
- Illuminated number boards
- Illuminated cab interior
- Engineer and fireman figures

NON-POWERED UNIT FEATURES:


- Die-cast metal trucks, fuel tank, and pilots
- Metal frame
- Separately applied metal details
- Front and rear operating couplers
- Minimum Curve: 0-31
- Length: 15”

Delaware & Hudson GP38-2 Locomotive

In the 1970’s, over two thousand GP38-2 diesels were built by General Motors Electro-Motive Division for American railroads. The Delaware & Hudson railroad acquired a number of these four-axle engines in its last decade of existence, before being absorbed into Guilford Transportation. Offered in the classic blue and grey lightning stripe scheme, the D&H powered unit is equipped with the LEGACY Control System.

FEATURES:

- **LEGACY Control System** equipped – able to run in LEGACY Control mode, in TrainMaster Command Control mode, or in Conventional mode with a standard transformer
- **Odyssey II Speed Control** with ON/OFF switch
- **LEGACY RailSounds** sound system featuring:
 - CrewTalk dialog and TowerCom announcements, each with different scenarios depending on whether the locomotive is in motion or stopped
 - Five official railroad speeds with CrewTalk dialog
 - Eight diesel RPM levels
 - LEGACY “Real-Time Quilling Horn” control with instant response for realistic signature “quilling” and correctly timed warning signals
 - Single hit or continuous mechanical bell sounds
- Front and rear **ElectroCouplers**
- Dual powerful maintenance-free motors with momentum flywheels
- Refined conventional transformer control mode with lower starting speeds
- Traction tires
- Fan-driven smoke unit
- Adjustable smoke output in LEGACY Control or TMCC mode
- Directional lighting including LED headlights
- Operating marker lights
- Oscillating ditch lights
- Illuminated number boards
- Illuminated cab interior
- Die-cast metal trucks, pilots, and fuel tank
- Metal frame
- Engineer and brakeman figures
- Separately applied metal details
- Minimum Curve: 0-31
- Length: 14 1/2”



(6-18992) Southern Pacific S-2 Switcher \$409.99



(6-18993) Chicago & North Western S-2 Switcher \$409.99



S-2 Diesel Switchers

The American Locomotive Company's famous low hood switchers were built at the Schenectady Works from 1940 to 1960. They spent most of their careers classifying freight for Class I railroads, but occasionally ventured out onto the mainline to power locals or to switch passenger trains at stations. Though most of these switchers have met the scrapper's torch, some still survive today after a half century of service, growling away on shortlines and industrial rails. Two Lionel ALCo S-2 switchers are offered in 2008. They include the LEGACY Control System, along with Odyssey II Speed Control and LEGACY RailSounds.

FEATURES:

- **LEGACY Control System** equipped –able to run in LEGACY Control mode, in TrainMaster Command Control mode, or in Conventional mode with a standard transformer
- **Odyssey II Speed Control** with ON/OFF switch
- **LEGACY RailSounds** sound system featuring:
 - CrewTalk dialog and TowerCom announcements, each with different scenarios depending on whether the locomotive is in motion or stopped
 - Five official railroad speeds with CrewTalk dialog
 - Eight diesel RPM levels
 - LEGACY "Real-Time Quilling Horn" control with instant response for realistic signature "quilling" and correctly timed warning signals
 - Single hit or continuous mechanical bell sounds
- Directional lighting, including LED headlights
- Two **ElectroCouplers**
- Powerful maintenance-free motor with momentum flywheel
- Traction tires
- Fan-driven smoke unit
- Die-cast metal trucks and fuel tank
- Metal frame and pilots
- Separately applied metal details
- Lighted number boards
- Lighted cab interior
- Engineer figures
- Length: 12 1/4"
- Minimum Curve: 0-31



New York Central F7 A-B-A Set

A-B-A SET INCLUDES:

- Powered A-unit, non-powered A-unit, non-powered B-unit

FEATURES:

- **LEGACY Control System** equipped—able to run in LEGACY Control mode, in TrainMaster Command Control mode, or in Conventional mode with a standard transformer
- **Odyssey II Speed Control** with ON/OFF switch
- **LEGACY RailSounds** sound system featuring:
 - CrewTalk dialog and TowerCom announcements, each with different scenarios depending on whether the locomotive is in motion or stopped
 - Five official railroad speeds with CrewTalk dialog
 - Eight diesel RPM levels
 - LEGACY "Real-Time Quilling Horn" control with instant response for realistic signature "quilling" and correctly timed warning signals
 - Single hit or continuous mechanical bell sounds
- Directional lighting including LED headlights on both powered and non-powered unit
- **ElectroCoupler** on the front of each A-unit
- Dual powerful maintenance-free motors with momentum flywheels
- Traction tires
- Fan-driven smoke unit in both powered and non-powered unit
- Die-cast metal trucks, pilots, and fuel tanks
- Metal frames
- Operating marker lights on A units
- Separately applied metal details
- Separately applied metal handrails and screens
- Pivoting diaphragms on rear
- Opening doors
- Accurate builder's plates
- Lighted number boards
- Illuminated cab interior
- Engineer and fireman figures

- Minimum Curve: 0-31
- Length: 39"

(6-34511) New York Central F7 A-B-A Set \$899.99



F7 Powered B-Units

FEATURES:

- **LEGACY Control System** equipped—able to run in LEGACY Control mode, in TrainMaster Command Control mode, or in Conventional mode with a standard transformer
 - **Odyssey II Speed Control** for speed control with ON/OFF switch
 - Dual powerful maintenance-free motors with momentum flywheels
 - Traction tires
 - Directional lighting with operating back-up light
 - **ElectroCoupler** on rear
 - Die-cast metal trucks and fuel tank
 - Opening doors
 - Fan-driven smoke unit
 - Pivoting diaphragms
- Minimum Curve: 0-31
 - Length: 13"

(6-34512) New York Central F7 Powered B-unit \$299.99



(6-34514) Western Pacific F7 Powered B-unit \$299.99



GP7 Diesel Locomotives

Produced from 1949 to the mid-1950s, more than 2,500 prototype EMD GP7 locomotives hauled freight across the United States and Canada. Lionel powered units feature the Lionel LEGACY Control System as well as LEGACY Speed Control.

FEATURES:

- **LEGACY Control System** equipped—able to run in LEGACY Control mode, in TrainMaster Command Control mode, or in Conventional mode with a standard transformer
- **Odyssey II Speed Control** with ON/OFF switch
- **LEGACY RailSounds** sound system featuring:
 - CrewTalk dialog and TowerCom announcements, each with different scenarios depending on whether the locomotive is in motion or stopped
 - Five official railroad speeds with CrewTalk dialog
 - Eight diesel RPM levels
 - LEGACY "Real-Time Quilling Horn" control with instant response for realistic signature "quilling" and correctly timed warning signals
 - Single hit or continuous mechanical bell sounds
- Front and rear **ElectroCouplers**
- Dual powerful maintenance-free motors with momentum flywheels
- Refined conventional transformer control mode with lower starting speeds
- Traction tires
- Fan-driven smoke unit with adjustable smoke output
- Directional lighting including LED headlights
- Operating marker lights
- Illuminated number boards
- Illuminated cab interior
- Die-cast metal trucks, pilot, and fuel tank
- Metal frame
- Separately applied metal details
- Minimum Curve: 0-31
- Length: Approx. 14 1/4"

(6-28570) Denver & Rio Grande Western #5101 \$439.99



(6-28573) Pennsylvania #8512 \$439.99



SD70ACe Diesel Locomotives

With its distinctive angular nose, wide cab, flat-sided fuel tanks, and wide cooling air intake "wings," the SD70ACe locomotive is noticeably different from previous SD70 diesels. It is also more environmentally friendly, having been updated to meet new EPA regulations for railroad locomotives.

There were a handful of original buyers of this impressive diesel locomotive. Lionel offers the Standard O SD70ACe in two roadnames, BNSF and Kansas City Southern. The BNSF SD70ACe is decorated in the new Heritage III paint scheme, and features the company's newest "swoosh" logo on the sides and nose. The Kansas City Southern SD70ACe captures the railroad's recent switch on many of its locomotives to yellow, red, and brunswick green, a paint scheme that once adorned its famous Southern Belle passengers cars.

FEATURES:

- **LEGACY Control System** equipped – able to run in LEGACY Control mode, in TrainMaster Command Control mode, or in Conventional mode with a standard transformer
- **Odyssey II Speed Control** with ON/OFF switch
- **LEGACY RailSounds** sound system featuring:
 - CrewTalk dialog and TowerCom announcements, each with different scenarios depending on whether the locomotive is in motion or stopped
 - Five official railroad speeds with CrewTalk dialog
 - Eight diesel RPM levels
 - LEGACY "Real-Time Quilling Horn" control with instant response for realistic signature "quilling" and correctly timed warning signals
 - Single hit or continuous mechanical bell sounds
- Front and rear **ElectroCouplers**
- Dual powerful maintenance-free motors with momentum flywheels
- Refined Conventional Transformer Control Mode with lower starting speeds
- Traction tires
- Fan-driven smoke unit
- Adjustable smoke output
- Directional lighting including LED headlights
- Operating marker lights
- Illuminated number boards
- Illuminated cab interior
- Oscillating ditch lights
- Ground lights
- Die-cast metal trucks, pilot, and fuel tank
- Metal frame
- Separately applied metal details
- Engineer and brakeman figures
- Minimum Curve: 0-36
- Length: Approx. 17 1/2"

(6-28287) Kansas City Southern SD70ACe \$494.99

Concept model shown



(6-28302) BNSF SD70ACe \$494.99

Concept model shown





(6-28298) CSX Powered #608
\$659.99

(6-28305) CSX LEGACY RailSounds
"Super Bass" Non-powered #610
\$429.99

(6-28299) CSX Non-powered #609
\$219.99

CSX AC6000 Diesel Locomotives

One of the most powerful locomotives on the modern rails, the AC6000 is equipped with a 6,000 horsepower, four-stroke engine developed jointly by the German manufacturer Deutz MWM and General Electric. These mammoth 76-foot long diesels carry 5,500 gallons of fuel and forty cubic feet of sand. Built for efficiency as well as power, the AC6000 meets modern emissions standards and consumes less fuel than some of its predecessors. It also comes equipped with an onboard microprocessor which, via satellite, can communicate important maintenance and repair alerts to railroad service stations.

For 2008, Lionel offers the AC6000 diesel locomotive in CSX livery. The powered engine comes equipped with all the latest features, including the LEGACY Control System, LEGACY RailSounds, and Odyssey II Speed Control. Each of the non-powered engines includes ElectroCouplers, adjustable smoke, and all the light features equipped on the powered engine. Maximize sound realism with the non-powered unit equipped with LEGACY Super Bass Diesel Roar! LEGACY Super Bass Diesel Roar brings powerful low-end sound accentuation for a super realistic effect. Hear and feel the diesel roar with 15 levels of laboring.

POWERED UNIT FEATURES:

- **LEGACY Control System** equipped - able to run in LEGACY Control mode, in TrainMaster Command Control mode, or in Conventional mode with a standard transformer
- **Odyssey II Speed Control** with ON/OFF switch
- **LEGACY RailSounds** sound system featuring:
 - CrewTalk dialog and TowerCom announcements, each with different scenarios depending on whether the locomotive is in motion or stopped
 - Five official railroad speeds with CrewTalk dialog

- Eight diesel RPM levels
- LEGACY "Real-Time Quilling Horn" control with instant response for realistic signature "quilling" and correctly timed warning signals
- Single hit or continuous mechanical bell sounds
- Front and rear **ElectroCouplers**
- Dual powerful maintenance-free motors with momentum flywheels
- Refined conventional transformer control mode with lower starting speeds
- Traction tires
- Fan-driven smoke unit
- Adjustable smoke output in LEGACY Control or TMCC mode
- Directional lighting, including LED headlights
- Illuminated number boards
- Illuminated cab interior
- Oscillating ditch lights

NON-POWERED UNITS FEATURE:

- Front and rear ElectroCouplers
- Fan-driven smoke unit
- Adjustable smoke output in LEGACY Control or TMCC mode
- Directional lighting, including LED headlights
- Illuminated number boards
- Illuminated cab interior
- Oscillating ditch lights
- Ground lights
- Die-cast metal trucks, pilot, and fuel tank
- Metal frame
- Separately applied metal details
- Engineer and brakeman figures
- Minimum Curve: 0-42
- Length: Approx. 19 1/2"


LEGACY SUPER BASS UNIT ALSO FEATURES:

- LEGACY Super Bass Diesel Roar with powerful low-end sound accentuation and 15 levels of laboring

GG1 Electric Locomotive

FEATURES:

- **TrainMaster Command Control** equipped—able to run in Command Control Mode or in Conventional Transformer Control Mode
- **Odyssey System** for speed control with ON/OFF switch
- Operating pantographs deploy and retract according to direction, a TMCC CAB-1 command, or with Conventional Mode roof mounted switches
- Pantograph lock-down prevents accidental operation on layouts with low clearances
- **RailSounds 5.0** sound system, with CrewTalk dialog and TowerCom announcements, each with different scenarios depending on whether the locomotive is in motion or stopped
- RailSounds 5.0 effects simulate the raising and lowering of the pantographs, perfectly synchronized with each operation
- Adjust the blower RPM independent of locomotive speed via a CAB-1 command
- Independently adjustable volume control—lower the level of background effects such as the blower with the CAB-1 Remote Controller, while keeping operator-controlled effects such as the horn at full volume
- Many operator-controlled effects, including CrewTalk dialog and TowerCom announcements, are accessible in Conventional Transformer Control Mode
- Dual FatBoy speakers for the ultimate in sound reproduction
- Realistic steam generator blow-off—a plume of smoke erupts from the stack in Conventional or Command Control Mode
- Dual powerful maintenance-free motors with momentum flywheels
- Directional LED headlights
- Directional marker lights illuminate on the end opposite of the active headlight
- Illuminated number boards
- Die-cast metal body and trucks
- Front and rear **ElectroCouplers**
- Traction tires
- Accurate separately applied builder's plates
- Illuminated front cab interior
- Engineer and fireman figures in front cab
- Opening side doors, end doors, and roof hatches
- Removable roof panel reveals all controls for easy adjustments without having to remove the GG1 from the track
- Minimum Curve: 0-72
- Length: 20"



(6-18374) Pennsylvania #4866 (Silver) \$899.99

RailSounds™



TRADITIONAL FREIGHT CARS

Traditional Freight Cars

Lionel Traditional Freight Cars are perfectly sized to run behind **Lionel Traditional Locomotives**. Almost all Traditional cars can run on track with a Minimum Curve as tight as O-27, and are great additions to any traditionally-sized Lionel train set. Colorful and durable, these cars are available in a wide variety of road names, collectable series, and officially licensed schemes.

Traditional Freight Cars

FEATURES:

- Operating couplers—uncouple cars automatically with a remote-control or uncoupling track section
- Metal handrails, platform, and ladders on tank cars
- Opening doors on boxcars and reefer
- Two cable reels on gondola
- Minimum Curve: O-27
- Length: Boxcars: 10 1/2"
Hopper: 9 1/2"
Hi-Cube Boxcar: 11 1/4"
Gondola: 10"
Auto carrier: 13"
Flatcar: 11"

(6-15021) Katy Waffle-sided Boxcar \$34.99



(6-25051) Seaboard Boxcar \$34.99



(6-25050) British Columbia Hi-Cube Boxcar \$34.99




(6-26378) Conrail 2-Tier Auto Carrier \$34.99




(6-26410) Chessie System Hopper \$34.99



(6-26380) New York Central Flatcar with Bulkheads \$34.99



(6-26379) Pennsylvania Gondola with Cable Reels \$34.99



TRADITIONAL FREIGHT CARS

Freight Cars

FEATURES:

- Operating couplers—uncouple cars automatically with a remote-control or uncoupling track section

- Metal handrails, platform, and ladders on tank cars
- Opening doors on reefer
- Minimum Curve: 0-27
- Length: Ore Car: 7"
Tank Cars: 10"
Reefer: 11"

(6-36112) Northern Pacific Three-Dome Tank Car \$34.99



(6-36113) Illinois Central Single-Dome Tank Car \$34.99



(6-36114) A.R.T. Wood-sided Reefer \$34.99



(6-26411) Lionel Lines Ore Car \$34.99



Caboosees

FEATURES:

- Operating couplers
- Die-cast metal trucks on Erie
- Interior illumination
- Minimum Curve: 0-27
- Length: 7 1/4"


(6-36624) Lionel Lines Caboose \$39.99



(6-36622) Chesapeake & Ohio Caboose \$39.99



(6-36623) Santa Fe Caboose \$39.99



(6-36626) Erie Caboose \$44.99



TRADITIONAL FREIGHT CARS

(6-25059) Democrat 2008 Election Boxcar \$49.99



2008 Election Boxcars

Politically motivated? Choose one of these two boxcars to show your support for your favorite party ... or be an Independent and buy both!

FEATURES:

- Operating couplers – uncouple cars automatically with a remote control or uncoupling track section
- Opening doors
- Minimum Curve: 0-27
- Length: 10 1/2"

(6-25060) Republican 2008 Election Boxcar \$49.99



UPS® Centennial Boxcar #3

The third boxcar in our UPS® Centennial series features the distinctive UPS shield first used in the 1960's.

FEATURES:

- Die-cast metal sprung trucks and operating couplers
- Metal frame
- Opening doors
- Minimum Curve: 0-27
- Length: 10 1/2"

*UPS, the UPS shield, and the color brown are the trademarks of United Parcel Service of America, Inc. used under licence.


(6-39296) UPS® Centennial Boxcar #3 \$54.99



(6-39304) Auburn University® \$49.99



(6-39282) Purdue University® \$49.99



(6-39283) University of Virginia® \$49.99



The Lionel Collegiate Collection

Choose from three handsome boxcars in the Collegiate Collection series. Each item in the Collegiate Collection makes a great graduation, birthday, or holiday gift for new grads and alums of any age.

FEATURES:

- Die-cast metal sprung trucks and operating couplers
- Metal frame
- Opening doors
- Minimum Curve: 0-27
- Length: 10 1/4"

TRADITIONAL FREIGHT CARS

(6-39290) #6464 Variation Boxcar 2-Pack \$99.99



#6464 Variation Boxcars 2-Pack

Celebrate some unique variations on two classic boxcars from the 6464 series. The silver #6464-1 Western Pacific boxcar features rare red lettering. The #6464-300 Rutland features a distinct solid shield and yellow door.

FEATURES:

- Die-cast metal sprung trucks and operating couplers
- Metal frame
- Opening doors
- Postwar Celebration plaque and packaging
- Length: 10 1/2" each
- Minimum Curve: 0-27



(6-36117) Lionel Lines 2-Dome Tank Car \$49.99




Lionel Lines 2-Dome Tank Car

FEATURES:

- Die-cast metal sprung trucks and operating couplers
- Metal frame
- Minimum Curve: 0-27
- Length: 10"

(6-36118) #6356 Pastel Stock Car \$54.99



#6356 Pastel Stock Car

Inspired by the famous Girl's Set from the 1950's – straight from the imagination!

FEATURES:

- Die-cast metal sprung trucks and operating couplers
- Opening doors
- Length: 11 1/8"

(6-39298) Monopoly Boxcar 3-Pack #2 \$134.99



NEW!

Monopoly Series Cars

Now available! Second in our series of classic Monopoly boxcars! Add to your collection with three new designs offered in the same style as the best-selling board game.

A special 2008 Monopoly Mint Car, packed with a colorful load of play money, is also available.

Monopoly Boxcar 3-Pack #2

BOXCARS INCLUDE:

- (6-39305) Virginia Ave.
- (6-39306) Connecticut Ave.
- (6-39307) Marvin Gardens

FEATURES:

- Die-cast metal sprung trucks and operating couplers
- Opening doors
- Metal frame
- Each car individually boxed
- Minimum Curve: O-27
- Length: 10 1/2"

NEW!

(6-29624) Monopoly Mint Car \$64.99



Concept model shown

Monopoly Mint Car

FEATURES:

- Die-cast metal sprung trucks and operating couplers
- Metal frame
- Monopoly "money" load inside car
- Minimum Curve: O-27
- Length: 10"

TRADITIONAL FREIGHT CARS

(6-26389) Santa Fe Flatcar with Pickups \$59.99

NEW!



Santa Fe Flatcar with Pickups

FEATURES:

- Die-cast metal sprung trucks and operating couplers
- Two removable pickups on flatcar
- Length: 11 1/8"

(6-26412) Chessie System 4-Bay Hopper \$54.99



Chessie System Hopper

FEATURES:

- Die-cast metal sprung trucks and operating couplers
- Coal load
- Length: 11 3/4"

All cars on pages 70-71 have a minimum curve of O-27 unless stated otherwise

(6-30082) Union Pacific Heritage 3-Pack \$99.99

NEW!



U.P. Merger Special set, see page 38

Union Pacific Heritage Cars 3-Pack

Each car in the pack pays homage to the new and colorful Heritage schemes recently unveiled by Union Pacific on their SD70ACe heritage locomotives. The perfect addition to the Union Pacific Merger Special set on page 38.

3-PACK INCLUDES:

- Missouri Pacific Hi-Cube Boxcar, MKT Single-Dome Tankcar, Western Pacific Hopper

FEATURES:

- Die-cast metal trucks and operating couplers
- Removable coal load in hopper
- Metal handrails, platform, and ladders on tank car
- Opening doors on boxcar
- Each car in pack is individually boxed
- Length: 30" (set)

(6-39476) Bethlehem Steel Sixteen Wheel Flatcar with Load \$74.99

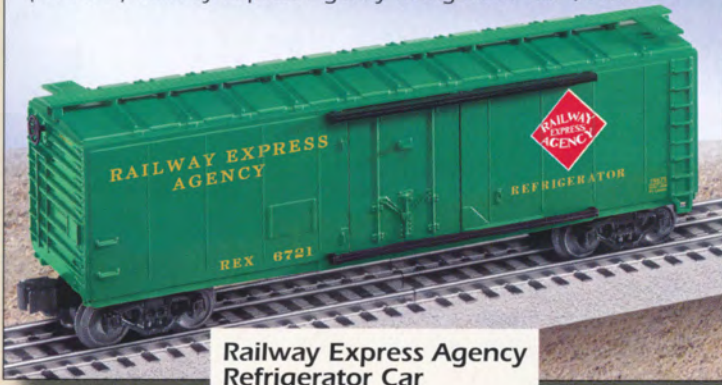


Bethlehem Steel Sixteen Wheel Flatcar with Load

FEATURES:

- Die-cast metal sprung trucks and operating couplers
- Die-cast metal body
- Metal girder load
- Minimum Curve: 0-31
- Length: 15 3/4"

(6-19575) Railway Express Agency Refrigerator Car \$54.99



Railway Express Agency Refrigerator Car

FEATURES:

- Die-cast metal sprung trucks and operating couplers
- Opening doors
- Length: 11 1/8"

(6-39470) Union Pacific Well Car \$64.99




Union Pacific Well Car

FEATURES:

- Die-cast metal trucks and operating couplers
- Removable diesel engine load
- Minimum Curve: 0-31
- Length: 14 1/2"

(6-39468) Allis-Chalmers Car \$59.99



Allis-Chalmers Car

FEATURES:


- Die-cast metal sprung trucks and operating couplers
- Metal tie-downs
- Condenser load
- Length: 10 3/4"

STANDARD O FREIGHT CARS

Standard O Freight Cars

Lionel Standard O Freight Cars are perfectly sized to run behind Lionel **Standard O Locomotives**. While many Standard O cars can run on 0-31 track, check the Minimum Curve requirement in the features list of each freight car for exceptions. Standard O freight cars are accurate reproductions of rolling stock with prototypical paint schemes and made in scale proportions. These cars are super-detailed, with many separately applied metal parts.

(6-17478) Norfolk & Western PS-5 Gondola \$69.99



(6-17480) Rock Island PS-5 Gondola \$69.99



PS-5 Gondolas with Coke Containers

FEATURES:

- Die-cast metal trucks and operating couplers
- Hidden uncoupling tabs
- Opening drop ends
- Removable coke containers
- Separately applied metal underframe details
- Length: 14 1/2"

(6-17479) Lehigh Valley PS-5 Gondola \$69.99



**ELEVEN
REMOVABLE
COKE
CONTAINERS!**

(6-17972) Union Starch 8000-Gallon Tank Car \$59.99



Union Starch 8,000-Gallon Tank Car

FEATURES:

- Die-cast metal sprung trucks and operating couplers
- Hidden uncoupling tabs
- Separately applied metal details
- Length: 9"

SEPARATELY APPLIED METAL DETAILS

Unibody Tank Cars

FEATURES:

- Die-cast metal sprung trucks and operating couplers
- Hidden uncoupling tabs
- Metal handrails, ladders, and warning placards
- Each car features unique road number
- Length: 11" each

EACH CAR IN 3-PACK INDIVIDUALLY BOXED

(6-17975) Cargill Unibody Tank Car 3-Pack \$194.99



UNIQUE ROAD NUMBER ON EACH TANK CAR

(6-17976) Huber Unibody Tank Car 3-Pack \$194.99



STANDARD O FREIGHT CARS

Chicago Great Western ACF 40-Ton Stock Car

FEATURES:

- Die-cast metal sprung trucks and operating couplers
- Hidden uncoupling tabs
- Die-cast metal frame
- Metal underframe details
- Opening doors
- Four hand-painted cattle figures included
- Length: 11 1/2"



(6-17716) Chicago Great Western ACF Stock Car \$59.99



Southern Pacific Double-sheathed Boxcar

FEATURES:

- Die-cast metal sprung trucks and operating couplers
- Hidden uncoupling tabs
- Separately applied metal underframe details
- Opening doors
- Length: 11 1/2"

Milk Cars

FEATURES:

- Die-cast metal sprung trucks and operating couplers
- Hidden uncoupling tabs
- Separately applied metal underframe details
- Opening doors
- Removable roof and die-cast metal sprung buffers
- Plated interior milk tank and piping
- Unique road number on each car
- Each car is individually boxed
- Length: 11 1/2"

(6-27246) Southern Pacific Double-sheathed Boxcar \$69.99



BX Express Boxcars

During the 1940's and 1950's, box express (BX) cars provided coast to coast speedy delivery for all sorts of packages and mail that had to get to a destination fast. A variety of standard boxcars of the period were used for this package delivery system. Typically coupled immediately behind the locomotives of fast passenger trains, these special boxcars were often uniquely decorated for their express delivery duties.

FEATURES:

- Die-cast metal sprung trucks and operating couplers
- Hidden uncoupling tabs
- Metal underframe details
- Opening doors
- Journal box trucks
- Box loads included
- Length: 11 1/4"

(6-27250) Canadian National Express Boxcar \$64.99



(6-27365) Sheffield Farms Milk Car 2-Pack \$139.99



**UNIQUE
ROAD NUMBER
ON EACH
MILK CAR**

(6-27369) Borden's Milk Car 2-Pack \$139.99



Removable roof reveals plated milk tanks and piping inside

(6-27249) Great Northern Express Boxcar \$64.99



(6-27251) Western Pacific Express Boxcar \$64.99



STANDARD O FREIGHT CARS

Flatcars

FEATURES:

- Die-cast metal sprung trucks and operating couplers
- Hidden uncoupling tabs
- Real wood deck
- Die-cast metal body
- Separately applied metal underframe details
- Twenty-four removable metal stakes on PS-4 flatcar
- Two removable metal chains on PS-4 flatcar
- Removable covered load with simulated rope and dunnage strips on 40' flatcar
- Minimum Curve: O-31 on flatcar with covered load, O-36 on PS-4 flatcar
- Length: PS-4 flatcar: 14 3/4" 40' flatcar: 11 1/4"

(6-27594) Wabash PS-4 Flatcar with Stakes \$64.99



REMOVABLE METAL STAKES AND CHAINS

(6-27584) Reading 40' Flatcar with Covered Load \$69.99



REALISTIC COVERED LOAD!

(6-27053) CB&Q 2-Bay ACF Hopper \$54.99





CB&Q 2-Bay ACF Hopper

FEATURES:

- Die-cast metal sprung trucks and operating couplers
- Length: 9 1/2"

UNIQUE ROAD NUMBER ON EACH HOPPER!





Removable load reveals detailed interior



Die-cast metal end platforms

Offset Hoppers

FEATURES:

- Die-cast metal sprung trucks and operating couplers
- Hidden uncoupling tabs
- Die-cast metal body and frame
- Removable single-piece coal load
- Opening bottom hatches
- 3-Pack hoppers available in unique numbers
- Individually boxed
- Length: 9 1/2"

NEW!

(6-27031) Mopac 3-Pack \$199.99



NEW!

(6-27032) New York Central 3-Pack \$199.99



STANDARD O FREIGHT CARS

PS-2 Hoppers

FEATURES:

- Die-cast metal sprung trucks and operating couplers
- Hidden uncoupling tabs
- Rotating bearing caps
- Die-cast metal ends
- Opening roof hatches
- Each car in 3-Pack individually boxed
- Length: 10 1/4"

**DIE-CAST
METAL
ENDS**



Die-cast metal end platforms

(6-27016) Union Pacific PS-2 Hopper \$59.99



(6-27034) Nickel Plate Road PS-2 Hopper 3-Pack \$179.99

(6-27033) Chessie System PS-2 Hopper 3-Pack \$179.99

**UNIQUE
ROAD NUMBER
ON EACH
HOPPER**

(6-27177) Union Starch Cylindrical Hopper 3-Pack \$209.99



Cylindrical Hoppers

FEATURES:

- Die-cast metal sprung trucks and operating couplers
- Hidden uncoupling tabs
- Rotating bearing caps
- Opening roof hatches
- Available in unique road numbers
- Each hopper individually boxed
- Length: 13 3/4"

(6-27186) Pennsylvania Cylindrical Hopper 3-Pack \$209.99



ROTATING BEARING CAPS

UNIQUE ROAD NUMBER ON EACH HOPPER

ALL HOPPERS INDIVIDUALLY BOXED

C&NW PS-2CD 4427 Hoppers

FEATURES:

- Die-cast metal sprung trucks and operating couplers
- Hidden uncoupling tabs
- Rotating bearing caps on trucks
- Separately applied details
- Die-cast metal end platform
- Etched metal roofwalk
- "Safety yellow" decoration
- Each hopper individually boxed
- Length: 13 3/4"

(6-27190) Chicago & North Western PS-2CD Hopper 3-Pack \$224.99



STANDARD O FREIGHT CARS

Pullman-Standard 60-foot Boxcar

The Pullman Standard 60-foot boxcar was originally designed in the 1960's to standardize automakers' options for shipping auto parts loads across the country. In addition to a new boxcar design, their interiors were stripped clean of racks, bins, and other fixtures, and containerized loads were fork-lifted into the boxcar.

This scale-sized Standard O car is available in a single-door version that includes accurate, separately applied details. It also features customized details to match the actual car, including distinct ladder type, roof equipment, and brake gear.

FEATURES:

- All-new tooling
- Die-cast metal sprung trucks and operating couplers
- Hidden uncoupling tabs
- Rotating bearing caps
- Separately applied metal underframe and body details
- Opening doors
- Length: 16 1/2"

**ROTATING
BEARING
CAPS**

(6-27207) Illinois Central Pullman-Standard 60' Boxcar \$74.99



Concept model shown



Slide open compartment door to reveal diesel engine



See-through etched metal screen reveals fan

(6-27373) Milwaukee Road 3-Pack \$224.99



(6-27374) Alaska 3-Pack \$224.99



(6-27375) Northern Pacific 3-Pack \$224.99





Separately applied details, including modern brake equipment and ladders

Mechanical Refrigerator Cars

By the 1960's, railroads' aging ice reefers were being rapidly replaced by vast fleets of efficient Mechanical Refrigerator Cars. As manufacturers like Pacific Car & Foundry and Western Fruit Express developed more efficient ways to keep perishables fridge-fresh when transported by rail, these modern, diesel-powered cars became a common and colorful sight on America's rails.

Based on actual drawings from the mid-1960's, these cars are designed with brake equipment positioned low on the ends, short ladders, and no running board on the modern roof. Slide open the vented mechanical compartment door to inspect the diesel engine on the inside of the car.

FEATURES:

- Die-cast metal sprung trucks and operating couplers
- Hidden uncoupling tabs
- Rotating bearing caps
- Separately applied metal underframe details
- Opening doors
- Sliding compartment door reveals diesel engine
- Cars are available in unique road numbers
- Individually boxed cars
- Length: 14 1/4"



OPERATING CARS

Operating Cars

Most Lionel Operating Cars are perfectly sized to match **Lionel Traditional Locomotives** and **Traditional Freight Cars**. Featuring a variety of lights, sound, and action, these colorful and durable cars can run on track with a Minimum Curve as tight as O-27 (except where noted). They make great additions to any traditionally-sized Lionel train set!

(6-36864) Bethlehem Steel Searchlight Car \$39.99



Bethlehem Steel Searchlight Car

ADDITIONAL FEATURES:

- Illuminated searchlight
- Manually adjustable light position
- Length: 11"

(6-29884) Jersey Central Twin Dump Car \$84.99



Jersey Central Twin Dump Car

Unload coal at the touch of a button. With metal frame and ends, this classic twin dump is made to last.

ADDITIONAL FEATURES:

- Metal frame and ends
- Remote Control Track section required
- Length: 11 1/2"

(6-36814) Rio Grande Animated Caboose \$79.99



Rio Grande Animated Caboose

ADDITIONAL FEATURES:

- Holding an illuminated lantern, the hand-painted brakeman moves smoothly back and forth on the platform
- Operates via track power
- ON/OFF switch
- Interior illumination
- Metal frame, ladders, toolboxes, and smokestack
- Length: 7 1/4"



Figure moves back and forth

(6-36813) State of Maine Brakeman Car \$79.99



MOVING BRAKEMAN!

(6-36856) Western & Atlantic Sheriff and Outlaw Car \$74.99



MOVING FIGURES!

(6-36879) Railway Express Agency Ice Car \$64.99



OPENING HATCH! INCLUDES ICE!

(6-36861) Pennsylvania Poultry Dispatch Car \$79.99



SWEEPING ACTION AND SOUND!

State of Maine Walking Brakeman Car

ADDITIONAL FEATURES:

- Brakeman figure moves back and forth along roofwalk, via track power
- Powerful maintenance-free motor with ON/OFF switch
- Metal frame
- Length: 10 1/2"

Railway Express Agency Ice Car

Designed to operate with the Icing Station accessory, this car looks great in any consist. Load and unload the blocks of ice at the Icing Station platform (see page 85) for some frigid fun!

ADDITIONAL FEATURES:

- Metal frame
- 12 ice blocks included
- Length: 10 1/2"

Western & Atlantic Sheriff and Outlaw Car

ADDITIONAL FEATURES:

- Two figures alternately bob up and down through roof openings
- Metal frame
- Length: 9"

Pennsylvania Poultry Dispatch Car

ADDITIONAL FEATURES:

- Powerful maintenance-free motor with ON/OFF switch
- Interior illumination
- Metal frame
- Opening doors
- Chicken drover sweeps the deck (Remote Control Track required)
- Realistic chicken sounds (9 volt battery required)
- Length: 10 1/2"

STANDARD O PASSENGER CARS

Standard O Passenger Cars

- ✓ Die-cast metal sprung trucks for improved tracking, especially through switches
- ✓ Super-detailed with many separately applied parts
- ✓ Detailed interior floor plans and hand-painted figures
- ✓ Realistic interior and exterior lighting
- ✓ Perfectly sized to match Lionel Standard O Locomotives

Union Pacific 18" Aluminum Passenger Cars

The finest aluminum passenger cars in O gauge are dressed for service on the Union Pacific railroads. An add-on StationSounds diner is also available.

4-PACK INCLUDES:

- Coach, vista dome, observation car, baggage car

2-PACK INCLUDES:

- RPO car, coach

DINER INCLUDES:

- StationSounds sound system

FEATURES:

- Die-cast metal sprung trucks with rotating bearing caps and operating couplers with hidden uncoupling tab
- Operating diaphragms between cars
- Extruded aluminum bodies with flush fitting windows
- Metal frames
- Authentically detailed and painted interiors
- Passenger figures
- Interior lighting with ON/OFF control
- Selectable red warning lights on each car end

STATIONSOUNDS SOUND SYSTEM

FEATURES:

- Accessible with the LEGACY Control System, TrainMaster Command Control, or a conventional transformer
- Custom recordings featuring multiple characters allow you to recreate an entire rail journey from departure to arrival at your final destination
- Arrival/departure announcements, dining reservation calls, and other en route dialog
- "Clickety-clack" of the cars as they roll down the rails
- Minimum Curve: O-54
- Length: 4-Pack: 76"
2-Pack: 38"
Single car: 19"



(6-11131) Union Pacific 4-8-4 FEF-3 (See page 50)

(6-25574) Union Pacific 18" Aluminum StationSounds Diner \$324.99



NEW!

(6-35415) Union Pacific 18" Aluminum 4-Pack \$624.99



(6-25505) Santa Fe Heavyweight StationSounds Diner \$294.99



Sante Fe Heavyweight Passenger Cars

These heavyweight cars feature classic decoration and detailed interiors.

4-PACK INCLUDES:

- Combination car, coach, sleeper, observation car

2-PACK INCLUDES:

- Coach or baggage car, sleeper

FEATURES:

- Die-cast metal sprung trucks and operating couplers with hidden uncoupling tab
- Flexible diaphragms between cars
- Opening doors
- Metal frame
- Authentically detailed and painted interior
- Overhead interior lighting with ON/OFF switch
- Passenger and train crew figures

STATIONSOUNDS SOUND SYSTEM IN DINER FEATURES:

- Accessible with the LEGACY Control System, TrainMaster Command Control system, or a conventional transformer
- Custom recordings featuring multiple characters allow you to recreate an entire rail journey - from departure to arrival at your final destination
- Arrival/departure announcements, dining reservation calls, and other en route dialog
- "Clickety-clack" of the cars as they roll down the rails
- Minimum Curve: 0-54
- Length: Single Car: 19"

(6-25504) Santa Fe Heavyweight 2-Pack \$264.99



(6-25503) Santa Fe Heavyweight 4-Pack \$494.99



(6-35423) Union Pacific 18" Aluminum 2-Pack \$324.99



Announcing . . . NEW LIONEL Conventional Classics

Since I first arrived at Lionel in late 2004, I've been intrigued with the idea of reissuing a series of affordable, authentic Lionel classic postwar engines and rolling stock, made only in conventional mode, and as true to their original condition and characteristics as possible.

I'm pleased to reissue in this catalog the first in a three year series of the very pieces on which Lionel built its reputation for excellence, innovation, and authenticity. Our line of Conventional Classics engines utilizes the actual original tooling whenever possible and are equipped with legendary Lionel Pullmor motors and the patented Magne-Traction system.

Our authentic freight cars and passenger cars feature postwar-style die-cast trucks. And true to their storied predecessors, they're accurately decorated, utilizing authentic road names, the "LIONEL LINES" name, and the original "BUILT BY LIONEL" markings.

Each set or separate-sale car offered in the Conventional Classics line will be boxed in original-style packaging and will include a Lionel Certificate of Authenticity.

And this is only the beginning. Throughout the next three years, we will add to this new collection of Lionel favorites, all true to their historical predecessors and offered at prices that won't break the bank. We hope you'll agree...it's the perfect time to rediscover what first got you hooked on Lionel!

Jerry Calabrese

Jerry Calabrese
President and CEO
Lionel Electric Trains

\$50 COUPON!
Inside each of these
first four sets is a
\$50 Coupon
good toward next year's
Conventional Classics sets



(6-38303) GG-1 Tuscan #2340 with 5 stripes \$279.99



Same great features as GG-1 in set

Magnificent LIONEL GIANT OF THE RAILS



(6-31777) # 2124W Lionel GG-1 Passenger Set \$469.99



No. 2124W
\$469.99
with
Realistic HORN
and BELL

No. 2124W LIONEL PASSENGER SET

A perfectly-created train, hailed by real railroad men as one of the finest models in the world. This 20-wheeled, 14 1/4" GG-1 locomotive comes equipped with dual Pullmor motors, electronic horn and bell, and MAGNE-TRACTION. It has a die-cast body and pilots, die-cast metal trucks with operating couplers, traction tires, and an electronic e-unit with Direction Lock. This magnificent loco also features operating directional headlights, illuminated marker lenses, and operating pantographs which raise and lower manually.

The three passenger cars in this set are masterpieces of realism. Each illuminated Pullman car features die-cast metal 6-wheel trucks with operating couplers, die-cast metal ends, and a metal frame. Pullman cars in set include IRVINGTON, MADISON, AND MANHATTAN.

To compliment the set, a separate-sale SAGER PLACE observation car is also available.

Each separate item offered in the Conventional Classics line will be boxed in original-style packaging and will include a Lionel Certificate of Authenticity.

(6-27903) Sager Place Observation Car \$64.99



Passenger Train consists of:

- 1 No. 2332 Brunswick Pennsylvania GG-1 with five stripes
- 1 No. 2625 IRVINGTON Pullman Car
- 1 No. 2625 MADISON Pullman Car
- 1 No. 2625 MANHATTAN Pullman Car

LIONEL POSTWAR CONVENTIONAL CLASSICS

Each separate item offered in the Conventional Classics line will be boxed in original-style packaging and will include a Lionel Certificate of Authenticity.





Passenger cars in both sets on this page feature die-cast metal trucks with operating couplers, interior illumination, removable roofs with ventilator details, window silhouettes, and original LIONEL LINES decoration. The observation car also has red markers and a clear back-up lens.

Also available for separate-sale!
Lionel's Striking
No. 2338...Famous
Diesel of the Milwaukee Road!

(6-38305) #2338 Milwaukee GP-7 \$219.99



This locomotive is equipped with the same great features as the Burlington GP-7 in the passenger set.



No. 1562W BURLINGTON GP-7 PASSENGER SET

Blow the horn! Step up the power! See this great "O-27" diesel with MAGNE-TRACTION respond to your every command! The GP-7 passenger car set features colorful new-in-1956 striping on the Pullman, the two vista-domes, and the observation car. The Burlington GP-7 is loaded with great features: A Pullmor motor, horn and bell with volume control, MAGNE-TRACTION, traction tires, and die-cast metal trucks with operating couplers at both ends. It's also equipped with an electronic e-unit with Direction Lock, as well as dual operating headlights, classification and running lights all illuminated at both ends!


Lionel No. 1562W GP-7 Passenger Set Comprises:

- 1 No. 2328 Burlington GP-7
- 1 No. 2444 Illuminated "Newark" Pullman Car
- 2 No. 2429 Illuminated "Clifton" Vista-dome Cars
- 1 No. 2446 Illuminated "Summit" Observation Car

(6-31775) #1562 Burlington GP-7 Passenger Set \$469.99



You've never seen such complete details as you'll find on this 14 1/2 inch long scale-detailed reproduction of General Motors' 1500-horsepower Diesel-electric GP-7! Every single surface detail has been included: sand box covers at both ends of the roof, fans and fan motors for the engine stacks and even the exhaust stack of the boiler used in the real GP-7 for heating cab and passenger cars! Locomotive trucks, too, show careful detail. Hyatt roller bearing journal box covers, individual brake cylinders and rigging for each wheel!



(6-31778) #1484WS 4-6-4 Passenger Set \$609.99



LIONEL "027" Mainliners

LIONEL No. 1484WS 4-CAR PULLMAN

Watch this big high-wheeler roar by, with smoke curling over her back, whistling for the grade crossing. What a train for your passenger division! Big mile-eating, 4-6-4 and four cars measure five and one-half feet in length. Streamlined cars, wonderfully detailed, include three coaches and an observation car. The steam loco has a die-cast metal body, chassis, and trucks, and an operating die-cast coupler on the rear. It comes equipped with a Pullmor motor, electronic horn and bell with volume control, MAGNE-TRACTION, an electronic e-unit with Direction Lock, and traction tires.

Lionel No. 1484WS 4-Car Pullman Comprises:

- 1 No. 2056 Locomotive
- 1 No. 2046W Tender
- 1 No. 2421 Illuminated "Maplewood" Pullman Car
- 1 No. 2422 Illuminated "Chatham" Pullman Car
- 1 No. 2429 Illuminated "Livingston" Pullman Car
- 1 No. 2423 Illuminated "Hillside" Observation Car

(6-27912) #2445 "Elizabeth" Coach \$59.99



The New Fairbanks-Morse Power Giant

No. 2219W "O" GAUGE 5-CAR DIESEL FREIGHT

THE THUNDERBIRD – Here's real, top-level railroading for you model engineers! This big Fairbanks-Morse Diesel has twin Pullmor motors, electronic horn and bell with volume control, and MAGNE-TRACTION. It also comes equipped with die-cast trucks with operating couplers, and die-cast metal pilots and fuel tank. In addition, this Fairbanks-Morse diesel has an electronic e-unit with Direction Lock, dual headlights on both ends, illuminated markers and number boards, and traction tires.

And what colorful cars—each one comes equipped with bar-end style metal trucks with operating couplers. The gondola also comes with six wooden barrels, the hopper has a removable coal load, and the caboose features interior illumination.

Also available for separate-sale! The Virginian FM in stunning yellow and black. This locomotive is equipped with the same great features as the Lackawanna FM in the Thunderbird set.



(6-38300) #2231 Virginian FM Diesel (Yellow/Black) \$239.99

(6-31776) #2219W FM Thunderbird Freight Set \$414.99



Lionel No. 2219W 5-Car Diesel Freight Set Comprises:

- 1 No. 2321 Fairbanks-Morse Diesel with Grey Roof
- 1 No. 6415 Sunoco® 3-Dome Tank Car*
- 1 No. 6462-25 New York Central Gondola Car
- 1 No. 6464-50 Minneapolis & St. Louis Boxcar
- 1 No. 6456 Lehigh Valley Hopper Car
- 1 No. 6417 Pennsylvania Illuminated Caboose

* Sunoco® is a registered trademark of Sunoco, Inc. and its subsidiaries



This model of the Fairbanks-Morse contains a wealth of detail. Notice the illumination on the head end – headlight, mars light beneath headlight, the markers and classification lights. On the forward part of the superstructure are the vertical grills for the intake fans. Back, near the cab, is the grill for the exhaust fan. Hand rails extend all around the locomotive.

Real railroad fans will be delighted with the construction of the under-carriage of this big loco. Look at the air hose connections on each side of the front coupler, and the big, six-wheel trucks with their delicately molded springs and hand brake connections. Under the center of the car are the oil tank and compressed air tanks for brakes. Only Lionel makes them like this.



Rotary Beacon, see page 97

Each separate item offered in the Conventional Classics line will be boxed in original-style packaging and will include a Lionel Certificate of Authenticity.

(6-39478) #6475 Pickles Vat Car \$54.99



Pickles Vat Car

FEATURES:

- Die-cast metal sprung trucks and operating couplers
- Metal frame
- Postwar Celebration Series plaque and packaging
- Minimum Curve: 0-27
- Length: 11 1/4"

(6-39479) #6404 Flatcar with Brown Auto \$49.99



#6404 Flatcar with Auto

First advertised in the 1960 advanced catalog, this re-issued version of the rare #6404 flatcar features a brown auto and die-cast arch bar trucks.

FEATURES:

- Die-cast arch bar trucks and operating couplers
- Removable auto load
- Wire braces on flatcar
- Postwar Celebration Series plaque and packaging
- Minimum Curve: 0-27
- Length: 9"

(6-29888) #3494-625 Soo Lines Operating Boxcar \$69.99



#3494-625 Soo Lines Operating Boxcar

FEATURES:

- Die-cast metal sprung trucks and operating couplers
- Opening doors
- Trainman figure emerges
- Postwar Celebration Series plaque and packaging
- Minimum Curve: 0-27
- Length: 10 1/4"

Door opens and trainman emerges

(6-36887) Great Western Animated Gondola \$64.99



Great Western Animated Gondola

Somewhere near the California mountains, a masked bandit has stolen a bag of gold from a Great Western Railroad train heading toward the big city. An angry miner guarding his riches is hot on the thief's trail and chases him 'round and 'round the gondola.

FEATURES:

- Gold miner figure chases bandit around gondola when car is in motion
- Die-cast metal trucks and operating couplers
- Minimum Curve: 0-27
- Length: 10 1/2"

(6-31569) Western & Atlantic Passenger Car 2-Pack \$99.99



Western & Atlantic Passenger Car 2-Pack

Add this handsome pair of passenger coaches to your 4-4-0 General locomotive shown on page 48.

FEATURES:

- Die-cast arch bar-style trucks and operating couplers
- Minimum Curve: 0-27
- Length: 11 1/4"



See page 48

Pennsylvania Power and Light 3-Bay Open Hopper

FEATURES:

- Die-cast metal sprung trucks and operating couplers
- Hidden uncoupling tabs
- Die-cast metal frame and body
- Rotating bearing caps
- Removable single-piece coal load
- Opening bottom hatches
- Minimum Curve: 0-31
- Length: 12 3/4"



NEW ROAD NUMBER

NEW!

CSX Water Tower

FEATURES:

- Dimensions: 13" tall

(6-16822) CSX Water Tower \$22.99



NEW!

CP Rail 6565 Boxcar

This 6565 boxcar features the legendary look of the 6464 boxcars with the added heft of a die-cast metal frame.

FEATURES:

- Die-cast metal sprung trucks and operating couplers
- Die-cast metal frame
- Opening doors
- Minimum Curve: 0-27
- Length: 10 1/4"



NEW!

Franklin Mutual Bank

FEATURES:

- Lighted interior
- Decorated interior
- American flag on front
- Dimensions: 9 1/4" x 6" x 8 1/2"

(6-24298) Franklin Mutual Bank \$59.99



CP Rail Die-cast Metal Girder Bridge

FEATURES:

- Die-cast metal girders
- Metal base
- FasTrack compatible
- Length: 10"

(6-24285) CP Rail Die-cast Metal Girder Bridge \$29.99



Main Street Ice Cream Parlor

FEATURES:

- Lighted interior
- Decorated interior
- Dimensions: 9 1/4" x 6" x 3 1/2"

(6-24299) Main Street Ice Cream Parlor \$36.99



OPERATING ACCESSORIES



M.O.W. Gantry Crane

FEATURES:

- TrainMaster Command Control system equipped TMCC CAB-1 Remote Controller and TMCC Command Base required for TMCC operation (Not included)
- Built-in ARC and AMC
- Rotate the cab, operate the magnet, and raise and lower winch with variable speed and fine control using your CAB-1 Remote Controller
- Record entire animated sequences and play them back over and over with your CAB-1 Remote Controller
- Die-cast metal platform
- Conventional remote controller
- Dimensions: 13" x 5" x 5 1/8"

Gondola not included

(6-24206) M.O.W. Gantry Crane \$279.99

Lionel Sawmill with Sounds

FEATURES:

- Powerful maintenance-free motor
- Spinning blade
- Operating strobe lights
- Sawmill sounds
- Wooden logs and boards
- Compatible with all Lionel log dump cars
- Dimensions: 16" x 6" x 6"



(6-14265) Lionel Sawmill with Sounds \$129.99

Operating Forklift Platform

FEATURES:

- Precision can motor
- Stamped metal base
- 17 wooden timbers
- Slide switch activator
- FasTrack compatible
- Dimensions: 10" x 10 5/8" x 5 1/2"

Flatcar not included



(6-24270) Operating Forklift Platform \$279.99

Log dump car not included



Maiden Rescue

- FEATURES:**
- Includes 153 Contactor
 - Also works with Insulated Track Section (6-12840), sold separately
 - FasTrack compatible with addition of (6-12029) FasTrack Accessory Activator Pack, sold separately
 - Dimensions: 6" x 4" x 6"

(6-24230) Maiden Rescue \$59.99



Burning Switch Tower

- FEATURES:**
- Figure descends on the stairs
 - Figure emerges from the building
 - Operating smoke unit with fluid included
 - Flickering interior illumination
 - Dimensions: 6 1/2" x 5" x 7 3/4"

(6-24232) Burning Switch Tower \$79.99



#352 Icing Station

- FEATURES:**
- Ice is loaded into the house, then sent down the chute
 - Metal base
 - Durable construction
 - 10 ice cubes
 - Brown platform version
 - Ice car sold separately (page 83)
 - Dimensions: 11" x 4" x 8"

(6-24242) #352 Icing Station \$99.99



Rotary Aircraft Beacon

- FEATURES:**
- Metal construction
 - Motor rotates beacon light
 - Red and green lighting
 - Dimensions: 5" x 5" x 12"

(6-14097) Rotary Aircraft Beacon \$80.99



(6-36879) REA Ice Car
See page 83



Concept model shown

Manual Crossing Gate

- Raise and lower gate manually
 - Dimensions: 9 1/2" gate length
- (6-24248) \$13.99



Auto Crossing Gate

- Gate drops when train passes by
 - 153C Contactor included
 - Also works with insulated track section (Sold separately)
 - Operating red lights on arm
 - Dimensions: 9 1/2" gate length
- (6-12714) \$44.99

Auto Crossing Gate and Signal

- Gate drops and lights illuminate when train passes by
 - 153C Contactor included
 - Also works with insulated track section (Sold separately)
 - Red flashing signal
 - Dimensions: 7 3/4" x 8 3/4" x 9 1/2"
- (6-62162) \$52.99





Banjo Signal

- Die-cast metal construction
- Passing trains activate "banjo" mechanism
- 153C Contactor included
- Also works with insulated track section (Sold separately)
- Dimensions: 7 3/4" height

(6-14090) \$49.99

SET OF TWO



#154 Railroad Crossing Flasher

- Die-cast metal construction
- Red lights flash when train passes by
- 153C Contactor included
- Also works with insulated track section (Sold separately)
- Dimensions: 9" height


(6-12888) \$44.99

Mainline Auto Crossing Gates

- Die-cast metal construction
- Red flashing signal
- Gate drops when train passes by
- Operating red lights on arm
- Set of two
- 153C Contactor included
- Also works with insulated track section (Sold separately)
- Dimensions: 4" x 1" x 4 1/2"

(6-14098) \$89.99

ALL AUTO CROSSING GATES AND FLASHERS ON PAGES 98-99 ARE FASTRACK COMPATIBLE WITH THE ADDITION OF A 1531R CONTROLLER (6-14111) OR THE ACCESSORY ACTIVATOR PACK (6-12029), SOLD SEPARATELY.



153IR Controller

- Die-cast metal structure
- Infrared sensors detect passing trains and activate connected accessories
- Time delay adjustment knob (From 0 to 5 seconds)
- Dimensions: 5" x 4 1/2" x 3 1/2"

(6-14111) \$39.99



Single Signal Bridge

- Lights change from green to red to warn approaching trains of occupied blocks ahead
- 153C Contactor included
- Dimensions: 3 1/4" x 4 1/2" x 7 3/4"

(6-14093) \$54.99



Double Signal Bridge

- Spans two tracks
- Lights change from green to red to warn approaching trains of occupied blocks ahead
- 153C Contactor included
- Dimensions: 3 1/4" x 10 1/4" x 7 3/4"

(6-14094) \$64.99



Mainline Color Position Signal

- Die-cast metal construction
- Lights change from green to red to yellow when triggered by the train
- Yellow signal with adjustable duration
- 153C Contactor included
- Dimensions: 6 3/4" x 1 3/4" x 11/16"

(6-24101) \$24.99



Mainline Automatic Operating Semaphore

- Die-cast metal construction
- Blade activates and remains in position when trains enter its block
- Illuminated marker jewels
- 153C Contactor included
- Also works with insulated track section (sold separately)
- Dimensions: 9 1/8" x 1 3/4" x 1"

(6-22944) \$49.99

Mainline Block Target Signal

- Die-cast metal construction
- Lights change from green to red when trains move through its block
- Lights automatically reset to green when block clears
- 153C Contactor included
- Dimensions: 4 3/4" x 1 3/4" x 1"

(6-14099) \$52.99

Mainline Dwarf Signal

- Die-cast metal construction
- Lights change from green to red when trains move through its block
- Lights automatically reset to green when block clears
- 153C Contactor included
- Dimensions: 3/4" x 3/4" x 1 3/4"

(6-14151) \$42.99

#148 Dwarf Signal

- Lights change from green to red when trains move through its block
- Automatically resets to green when train clears its block
- 153C Contactor included
- Dimensions: 1 3/4" x 1 3/4" x 2"

(6-12883) \$22.99





Sand Tower

This prototypical structure loads locomotives with sand to increase traction. Trains pass below the structure.

FEATURES:

- Accommodates O and O-27 gauge track and the FasTrack track system
- Dimensions: 4 1/2" x 4" x 12"



(6-14255) \$28.99



Truss Bridge with Flasher and Piers

- Compatible with O-27, O, and FasTrack track systems
- Metal base
- Flashing top-mounted beacon
- Rock piers included
- Dimensions: 26 1/8" x 7 1/2" x 12 1/2"

(6-12772) \$54.99



Watch the water level lower inside the tank

#38 Water Tower

Push the button on the remote control, and the waterspout lowers, ready to "empty" its contents. Inside the tower, you see the water level lowering.

(6-24224) \$149.99



**FASTRACK
TRESTLE
BRACKETS
SNAP ONTO
FASTRACK
ROADBED**

(6-12754) Graduated Trestle Set \$22.99

(6-12755) Elevated
Trestle Set \$22.99

(6-12037) FasTrack Graduated Trestle \$64.99

(6-12038) FasTrack
Elevated Trestle
\$34.99



**LIGHTED
INTERIOR**

Covered Bridge

- Compatible with O-27, O, and FasTrack track systems
- Metal base
- Lighted interior
- Dimensions: 24 1/16" x 7 3/4" x 8"

(6-24117) \$44.99

Graduated Trestle Set

- Incremental height grading
- For use with traditional O and O-27 gauge track
- Set of 22
- Dimensions: 4 3/4" height (tallest trestle)

FasTrack Graduated Trestle

- Incremental height grading
- For use with FasTrack track sections
- Set of 22
- Dimensions: 5 1/2" height (tallest trestle)

Elevated Trestle Set

- Create realistic raised-grade sections
- For use with traditional O and O-27 gauge track
- Set of 10
- Dimensions: 4 3/4" height

FasTrack Elevated Trestle

- Create realistic raised-grade sections
- For use with FasTrack track sections
- Set of 10
- Dimensions: 5 1/2" height

#65 Yard Lights

FEATURES:

- Illumination from two elevated bulbs
- Set of three
- Dimensions: 6 1/4" height

#70 Yard Lights

FEATURES:

- Die-cast metal light housing
- Metal center post
- Set of three
- Dimensions: 4 1/2" height

Floodlight Tower

FEATURES:

- Illumination from eight elevated bulbs
- Tilting head
- Dimensions: 12" height

Station Platform


FEATURES:

- Dimensions: 12" x 3 3/8" x 5"

Illuminated Station Platform

FEATURES:

- Two frosted light bulbs
- Dimensions: 12" x 3 3/8" x 5"



(6-14092) Floodlight Tower \$37.99



(6-12927) #65 Yard Lights \$17.49



(6-14071) #70 Yard Lights \$34.39



(6-24190) Station Platform \$14.99



(6-24159) Illuminated Station Platform \$31.99

#395 Floodlight Tower

FEATURES:

- Metal tower and platform
- Four die-cast metal illuminated lights
- Dimensions: 5" x 5" x 11"



(6-24214) #395 Floodlight Tower \$74.99

Crossing Shanty

FEATURES:

- Lighted interior
- Hinged shutters
- Dimensions: 2 1/4" x 2 1/2" x 3"



(6-14229) Crossing Shanty \$19.99

Pedestrian Walkover

FEATURES:

- Conveniently spans two track widths
- FasTrack compatible
- Dimensions: 14 3/4" x 13" x 7"



(6-14083) Pedestrian Walkover \$54.99

#133 Passenger Station

Dressed in new colors, this classic lighted passenger station is perfect for any O or O-27 gauge layout.

FEATURES:


- Lighted interior
- Dimensions: 12 1/8" x 8 1/4" x 6 1/2"



(6-14257) #133 Passenger Station \$54.99

Railroad Signs

- Set of 14 assorted signs
- (6-62180) \$7.49



Coal Bag

FEATURES:

- Safe, simulated coal
- Perfect load for hoppers, gondolas, and coal dump cars
- Approx. 4 oz.
- (6-12732) \$4.89



Ice Blocks Pack

FEATURES:

- For use with the Icing Station and Ice Car (see page 88)
- Set of ten
- (6-14240) \$5.49



Barrel Pack

FEATURES:

- Real wood construction
- Set of six
- Dimensions: 1 1/8" height
- (6-12745) \$5.99




Vehicle Grade Crossings

- Traditional O gauge or O-27 track fits in molded grooves
- Set of two
- Dimensions: 3 1/4" x 7"
- (6-12839) \$5.99



Railroad Bumpers

- Easily snaps into place between outside rails of traditional O and O-27 track
- Set of three
- Dimensions: 3" x 1 1/2" x 1 1/2"
- (6-12717) \$6.49



#260 Illuminated Bumpers

- Easily snaps between outside rails of traditional O and O-27 track
- Illuminated red lights
- Set of two
- Dimensions: 3" x 1 1/2" x 1 1/2"
- (6-12715) \$10.99



Die-cast Metal Bumpers

- Die-cast metal construction
- Illuminated red lights
- Easily snaps into place between outside rails of traditional O and O-27 track
- Set of two
- Dimensions: 3" x 1 7/8" x 2"
- (6-62283) \$22.99

(6-24222) UPS® Metal Girder Bridge \$29.99*



Die-cast Metal Girder Bridges

FEATURES:

- FasTrack compatible
- Die-cast metal girders
- Metal base
- Length: 10"

*UPS, the UPS shield, and the color brown are trademarks of United Parcel Service of America, Inc. used under license.

(6-14222) Lionel Metal Girder Bridge \$29.99



Tunnel Portals

- Portals with raised Lionel lettering
- Classic Postwar styling
- Set of two
- Dimensions: 7" x 8 1/2"

(6-12896) \$12.99




Lionel Plastic Girder Bridge

FEATURES:

- Girders with raised Lionel lettering
- Metal base
- Length: 10"

(6-12730) \$17.99



Short Extension Bridge

- Compatible with O-27, O, and FasTrack track systems
- Dimensions: 10" x 4 1/4" x 6 5/8"


(6-62716) \$10.99

Wimpy's All-Star Burgers Stand

Mr. Wimpy makes the best burgers in town! Right now he's serving one to his best customer, Bill, while Shorty the dog runs excitedly around the fire hydrant awaiting his taste.

FEATURES:

- Mr. Wimpy and Bill turn; Shorty runs around fire hydrant
- Powerful maintenance-free motor
- Interior lighting
- Dimensions: 8 1/2" x 6 1/2" x 5"



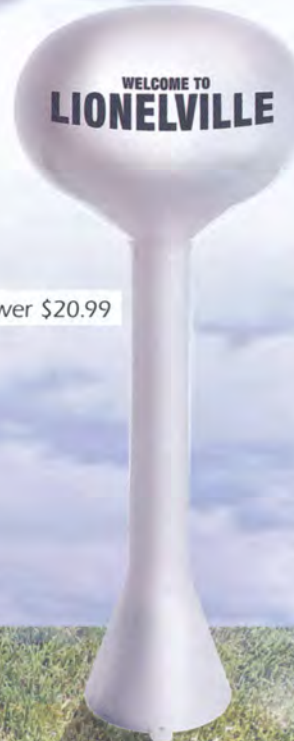
(6-24236) Wimpy's All-Star Burgers Stand \$96.99

Lionelville Water Tower

This prominent water tower welcomes visitors to Lionelville.

FEATURES:

- Dimensions: 13" tall



(6-14220) Lionelville Water Tower \$20.99

Rosie's Roadside Diner

Truckers, travelers, and Lionelville regulars all love the friendly service and down-home cooking at Rosie's Roadside Diner. Once a passenger car, the popular diner now offers mouth-watering meals and homemade pies at a great price. Open 24 hours! Breakfast anytime!

FEATURES:


- Lighted interior
- Operating smokestack
- Silhouettes on windows
- Includes two illuminating highway lights
- Dimensions: 13 3/4" x 6 3/4" x 4 1/2"



(6-24243) Rosie's Roadside Diner \$84.99

NEW!

(6-14215) Tug-of-War \$59.99



Tug-of-War

At the Lionelville town picnic, everyone enjoys a little friendly competition. The tug-of-war game is in full swing. Which side will win?

FEATURES:

- Three animated figures on each side pull the rope back and forth
- Dimensions: 6" diameter



(6-24183) Lionelville Esso Gas Station \$149.99



Lionelville Esso Gas Station

The Lionelville Gas Station offers friendly service to both residents and travelers just passing through. A beacon to motorists, the rooftop billboard lights up sequentially, spelling "GAS" in large, neon-like letters. This accessory includes lighted pumps and a detailed interior with a counter and graphics.

FEATURES:

- Lighted interior and pumps
- Rooftop "GAS" sign lights up sequentially with neon effect
- Four figures
- Garage doors lift open
- Dimensions: 12" x 12" x 5"



FOUR DETAILED FIGURES INCLUDED

LIONELVILLE STRUCTURES AND FIGURES

#64 Globe Street Lamps

- Durable construction
- Lamp illumination
- Set of three
- Dimensions: 5 7/8" tall



(6-12926) #64 Globe Street Lamps \$17.49

Lionelville Street Lamps

- Metal posts
- Lamp illumination
- Removable bases for realistic mounting on your layout
- Set of four
- Dimensions: 3 1/2" tall



(6-24156) Lionelville Street Lamps \$22.99

Mainline Classic Street Lamps

- Die-cast metal base and posts
- Lamp illumination
- Classic Postwar styling
- Set of three green lamps
- Dimensions: 5 7/8" tall



(6-29247) Mainline Classic Street Lamps \$34.99

Playground Swings

Watch the children swing back and forth all day long. Two boys play "hide-and-go-seek" in the pipes. The compact size of the accessory offers an easy way to add animation to any size layout.

FEATURES:

- Two children swing back and forth
- Five hand-painted figures
- Dimensions: 4 1/2" x 4 1/2" x 3"

CHILDREN SWING BACK AND FORTH



FIVE DETAILED HAND-PAINTED FIGURES

CHILDREN ON BOTH SIDES OF PIPES



(6-14199) Playground Swings \$74.99

Old Style Clock Tower

- Working clock with replaceable battery included
- Turn-of-the-century styling
- Dimensions: 4" tall



(6-14147) Old Style Clock Tower \$42.99

"Playtime" Playground

On a warm summer day in Lionelville Park, children spin around and around on the merry-go-round playset until they're dizzy, and swing so high their toes almost touch the clouds! Christopher doesn't have a seesaw partner but his dog is more than eager to jump on for the ride!

FEATURES:

- Seven simultaneous animations: four swings, two see-saws and one merry-go-round
- Twelve hand-painted figures
- Trash can conceals ON/OFF switch
- Dimensions: 6" x 8" x 3"

REALISTIC SWINGING ACTION



(6-24138) "Playtime" Playground \$89.99

TWELVE DETAILED HAND-PAINTED FIGURES





Construction Zone Signs

- Realistic, printed construction graphics
- Set of six
- Dimensions: 2 1/4" height


(6-32902) \$7.99



Highway Barrels

- Painted orange with silver reflective tape
- Set of six
- Dimensions: 1" height

(6-32922) \$7.99



Telephone Poles

- Set of ten
- Dimensions: 7" height

(6-62181) \$7.49

Sunoco Industrial Tanks

Inspired by real oil and gas fields filled with vast "highways" of connected tanks, this Sunoco[®] Industrial Tank can help you create your own industrial tank field. A metal connecting walkway is included, so it's easy to begin building an impressive field. Available in both elevated and non-elevated tank formats.

FEATURES:

- Metal platform and walkway
- Operating industrial lamp
- Conveniently connects to multiple tanks for building large fields
- Dimensions: 4" x 7" x 3 1/2"

*SUNOCO[®] is a registered trademark of Sunoco, Inc. and its subsidiaries



CONNECTING WALKWAYS!



Insets above show different ways walkways can be connected

**Lionel Art
Blinking Light Billboard**

FEATURES:

- Light blinks on and off
- Railroad billboard art
- Includes six billboard images
- Dimensions: 5 3/4" x 7/8" x 4 1/2"



Classic Billboard Set

FEATURES:

- Easy assembly
- Six different railroad billboard images
- Set of three billboard stands
- Dimensions: 5 3/4" x 7/8" x 3 1/4"



Oil Pump

Based on the "nodding donkey" style pump working oil fields across the country, this new accessory features the smooth bobbing action of the real thing. Add two or three oil pumps to model this common industrial scene.

FEATURES:

- Pump moves up and down
- Dimensions: 2 3/4" x 4 3/4" x 4"



(6-34162) Oil Pump \$52.99

(6-24212) Lionel Art Blinking Light Billboard \$22.99

(6-24205) Classic Billboard Set \$10.99



LIONELVILLE STRUCTURES AND FIGURES

Lionelville People Packs

Now you can populate your favorite Lionel operating accessories with Lionelville People Packs. The detailed, hand-painted figures are made of tough pewter, and stand on sturdy bases.

FEATURES:

- Hand-painted figures
- Average height: 1 3/8"



(6-24191) Park People Pack \$22.99



(6-24194) Civil Servants People Pack \$22.99



(6-34195) UPS® People Pack \$26.99*



*UPS, the UPS shield, and the color brown are trademarks of United Parcel Service of America, Inc. used under license.

(6-24196) Farm People Pack \$22.99



(6-14241) Work Crew People Pack \$22.99




(6-24197) City Accessory Pack \$22.99



LIONELVILLE STRUCTURES AND FIGURES

(6-24192) Park Benches People Pack \$22.99



(6-24244) Commuter People Pack \$22.99



Concept figures shown

(6-24123) Passenger Station People Pack \$22.99



(6-24122) Lionelville People Pack \$22.99



(6-14218) Downtown People Pack \$22.99



(6-24193) Railroad Yard People Pack \$22.99



(6-24124) Carnival People Pack \$22.99





Lionel Bear

This genuine Gund Brand Teddy Bear is dressed in a red bandana, Lionel "Since 1900" logo engineer cap, and bib-overalls. Approx. 15" long.
(7-11067) \$24.99



Engineer Hat (adult)

This engineer hat features an embroidered Lionel patch and adjustable Velcro strap.
(7-11096) \$14.99



Lubrication/Maintenance Set

Includes gear lube, oil applicator, track cleaning fluid, track cleaning eraser, and cleaning instructions
(6-62927) \$19.49



Smoke Fluid


Designed for use with all Lionel locomotives, rolling stock, and accessories that feature smoke units
(6-62909) \$7.49



Die-Cast Metal Sprung Trucks

- Metal coupler armature
- Quick and easy to install
- Adds weight and improves tracking
- Box of two

(6-14078) \$16.99



The Lionel Train Book

How to Build and Operate Your Own Model Railroad


Learn everything you need to know about setting up and maintaining a Lionel layout in the pages of the Lionel Train Book. Included in this reference guide are an overview of product development, updated instructions on the setup and use of the TrainMaster Command Control System, track plans for the floor and tabletop, advice on building scenery and structures, wiring and track how-to, help in choosing steam or diesel locomotives and freight or passenger operations, maintenance and restoration tips, techniques, and instructions for operations that best emulate those of prototype railroads.

(6-14190) \$29.95

The Lionel FasTrack Book

This helpful guide explains how to use the Lionel FasTrack track system with more than 100 color photos and diagrams that show how to plan and create layouts for both large and small spaces. Dozens of track plans also show a variety of ways to integrate scenery and Lionel operating accessories to create a realistic layout. From small tabletop layouts, to large floor plans, there are many track ideas for you to explore, including double-track layouts for two trains, layouts to allow reversing trains, and any number of do-it-yourself designs. This book is a must-have for any Lionel train aficionado.

(6-24200) \$34.99



Die-Cast Metal Sprung Trucks with Rotating Bearing Caps

- Rotating bearing caps
- Metal coupler armature
- Quick and easy to install
- Adds weight and improves tracking
- Box of two

(6-14251) \$17.49

Upgrades by Electric RR

The Electric RR Co. specializes in command control compatible product design. For more information on these and other Electric RR products, or product installation questions, please call 408-454-4127, or visit www.electricrr.com.

Cruise Commander™

Take command of locomotive speed with Cruise Commander, a patented breakthrough in speed control technology. The Cruise Commander provides constant speed and ultra-slow operation of your locomotives, and it's simple to install. While in operation, information about your locomotive's velocity is monitored from the motor directly. If dual-motored, each motor is balanced to the other, synchronizing the motors for smooth and quiet operation. Lash-ups are also possible when locomotives are aligned using the exclusive "nudge" feature.

FEATURES:

- Simple Tach-Less installation and operation
- High Frequency (20khz) PWM for silent motor operation
- Operates in command and conventional modes
- CAB-1 selectable 32 or 100 (default) speed steps
- Uses R2LC to be fully compliant with TMCC standards
- Horn pulse to control modern-era and post-war horns / whistles
- Directly drives LED's lighting without complex "load" resistor wiring
- On-board micro-controller provides future enhancement capabilities
- Splice-free connections make installation simple and quick
- Heat Sink has "PemNut", no more stripped mounting holes!
- Dimensions: 2.75" L x 1.25" W x 1.2" H

Cruise Commander \$119.95


Cruise Commander™ "M"

For Modular TMCC locomotives, upgrade your speed control with Cruise Commander "M". Imagine how many locos without flywheels that can now have cruise functionality! The Cruise Commander "M" replaces the Lionel modular motor driver. It is plug compatible, and a minimal install only requires the addition of a single wire to the serial data for operation.

FEATURES:

- Simple Tach-Less installation and operation
- High Frequency (20khz) PWM for silent drive
- Operates in command and conventional modes
- CAB-1 selectable 32 or 100 (default) speed steps
- Serial data out for configuration acknowledgment
- Directly drives LED's lighting without complex "load" resistor wiring
- LED's lighting features include markers and oscillating ditch lamps
- On-board micro-controller provides future enhancement capabilities
- Dimensions 2.4" L x 1.63" W x 0.8" H

Cruise Commander M \$89.95



Sound Commander 2™

With Sound Commander 2, you get a low cost way to add sound to your locomotives. The Sound Commander 2 has extended conventional mode functionality, including two volume selections. With its small, compact size, it can be installed into many Modern era and Post war locomotives, yet delivers over 1 watt of output power. This sound upgrade kit can operate in conventional mode with horn / bell buttons, or in command mode when interfaced to compliant products.

SOUND COMMANDER 2 KIT INCLUDES:

- "Low profile" 2 inch diameter speaker, speaker baffle, mounting supplies, comprehensive installation manual, and connection cables for conventional and command operation.

FEATURES:

- Conventional and Command mode operation
- Command mode volume control from the CAB-1, 4 levels and mute
- Conventional mode volume control with jumper or switch
- Custom sound processor for field upgrades or enhancements
- Direct connection to the entire Electric Railroad product line
- Dimensions: 1.5" L x 1.25" W x 0.75" H

ADDITIONAL DIESEL FEATURES:

- Prime Mover revs with 4 speed levels, 4 volume levels and mute
- Volume of Prime Mover and Warning Sounds individually settable
- Monitors 32/100 speed step selections to adjust rev level appropriately
- Choose one of the following diesel sound sets: GP7/GP9, ALCo, RDC,F3/F7, GG-1, NW-2

ADDITIONAL STEAMER FEATURES:


- Steam Idle sounds with Brake Compressor sounds
- Chuff cadence (4 unique chuffs) triggered from external chuff switch
- Volume of Chuff and Warning Sounds individually settable
- Blow Off sound, controlled from the CAB-1
- Choose one of the following steam sound sets: Atlantic, Pennsylvania, Switcher

COMMAND & CONVENTIONAL MODE SOUNDS:

- Horn / Whistle
- Bell (diesel or steam)
- Coupler Clank (activated by Bell button in conventional mode)
- Air Release (activated by Bell button in conventional mode)
- Diesel - Prime Mover revs
- Steamer - Idle steam, compressor pump

Diesel Sound Commander 2 \$49.95

Steam Sound Commander 2 \$54.95



LEGACY.™ One remote. One base. One wire. One system.

Here's all you need to get started...

#990 LEGACY Command Set

The #990 LEGACY Command Set features a #991 LEGACY CAB-2 Remote Controller and a #992 LEGACY Command Base/Charger, the two components you need to get started. Only one LEGACY Command Base/Charger is required per layout.

Like traditional TMCC, the LEGACY Command Base/Charger receives information from the Remote Controller and sends it out to the track via a simple one-wire connection. But that's not all. The LEGACY Command Base/Charger remembers information about your layout, enabling the CAB-2 Remote Controller to display road names and numbers on the LCD screen.

SET INCLUDES:

- #991 LEGACY CAB-2 Remote Controller
- #992 LEGACY Command Base/Charger

CAB-2 REMOTE CONTROLLER FEATURES:

- Back-lit LCD screen—the largest on the market
- Back-lit LCD keypad displays numbers or icons for ease of use
- Built-in rechargeable batteries
- Feedback mode—the remote vibrates to reinforce the effort and momentum of your locomotive
- Accepts memory modules from each LEGACY Control System locomotive

COMMAND BASE/CHARGER FEATURES:

- Only one LEGACY Command Base/Charger required per layout
- Simple one-wire connection to your layout
- Built-in dock for recharging CAB-2 Remote Controller
- Stores operating information and settings for your layout

(6-14295) #990 LEGACY Command Set \$299.99



Only one #992 Command Base/Charger needed per layout!

#996 PowerMaster Bridge

Layouts using the Lionel PowerMaster (6-24130) can transition to full CAB-2 operation with the new #996 PowerMaster Bridge. The PowerMaster Bridge allows you to replace your TMCC CAB-1 with a LEGACY CAB-2 to vary voltage, change locomotive direction, adjust speed, and control sounds remotely.

- Dimensions: 10 1/2" x 3" x 2 3/8"

(6-24279) #996 PowerMaster Bridge \$54.99



NEW!

NEW!



Concept models shown

#995 LEGACY Module Garage

The LEGACY Module Garage is the perfect way to store, organize, and protect your LEGACY memory modules. Open and close your durable storage unit with the well-designed "roll-top" cover.

- Top cover opens and closes
- Lighted lettering on sides of unit
- Dimensions: 10 1/2" x 3" x 2 3/8"

(6-24293) LEGACY Module Garage \$49.99

Add additional remotes for your layout...

#993 LEGACY Expansion Set

Need additional remotes? The #993 LEGACY Expansion Set includes a #991 LEGACY CAB-2 Remote Controller and a #994 LEGACY Charger Base

SET INCLUDES:

- #991 LEGACY CAB-2 Remote Controller
- #994 LEGACY Charger Base

CHARGER BASE FEATURES:

- Built-in dock for recharging additional CAB-2 Remote Controllers
- Add as many as you like to charge remotes simultaneously

(6-14294) #993 LEGACY Expansion Set \$249.99



Add as many #991 CAB-2 and #994 Charger Bases as you like to your layout!

Iconic and Graphic Control Monitoring

Icons and graphs represent most of control functions. Icons are large and easy to view. Graphs are bold and easy to understand.

- **Speed Graphing**—Operators can access a large graph in the remote display window that illustrates target speed, command speed, rate of acceleration, and train brake settings.
- **Iconic Route Set-Up**—In route set-up, animated icons form a line across the screen that illustrates the route as it is set up. Switches become animated when the route is set.
- **Iconic Train Lash-Up**—Using icons, engines are displayed in the order that they are assigned to a lash-up. Engine icons can be manipulated to automatically make changes in direction or in engine order.

Back-lit LCD Display

Simple icons represent a wide variety of control functions, route set-ups, and train lash-ups. Easy to read graphs illustrate numerous speed, acceleration, and brake settings.

Addressing Functions

Select any object on your layout by scrolling through names alphabetically or by entering the multiple digit road number painted on the side of your engine. For accessories, use the LIONEL two- and three-digit numbers if you like. (For older engines, a simple method of adding the information manually can be used and traditional TMCC addressing is still available.)

Variable Horn Control

As the whistle/horn control is pulled, the horn is played with increasing intensity. Develop your own whistle/horn "signature" and control the warning sound in real time!

LCD Touchscreen Keypad

Control complicated model railroad layouts with ease. When addressing, the numbers are visible; during operation, control icons are automatically displayed.



Feedback/Vibration

The remote rumbles as your locomotive accelerates and brakes! This unique control feature reinforces the sense of weight and momentum of the locomotive.

Train Brake

Provides more realistic and precise brake control than any other system available.

Record Feature

Record any action that you want to see repeated.

Multi-Controller Boost Brake and Direction

Get braking and boosting from any given speed!

- Push up to boost...back off a little to hold the new "boosted" speed...release to return to throttle set speed.
- Pull down to brake...back off a little to hold the new "brake" speed...release to return to throttle set speed.
- In the center or "released" position, press down for a direction change.
- If you wish, set the direction function to stall your moving train without changing direction. In this mode, pressing the direction control while your train is stopped will provide a direction change.

Velocity Throttle

The velocity throttle changes speed steps faster as it is rotated faster. For example, turning the throttle slowly results in the highest resolution—with 200 speed steps. The train can go from a complete stop to full throttle in either one rotation of the knob or in five rotations, depending on how fast the throttle is turned.

Graphic Adjustable Momentum

Set the momentum of the train or engine to low, medium, or high. The value of each momentum setting is adjustable and unique to that engine or train.



LEGACY CONTROL SYSTEM BUYER'S GUIDE

OPERATING CONVENTIONAL LOCOMOTIVES ONLY

Operating conventional locomotives from your CAB-2 Remote Controller is very simple. Forget about rewiring your trains or spending the day making track connections—installing the LEGACY Control System is much easier than that!

WHAT YOU NEED

- Choose **one**: PowerHouse Power Supply (6-22983) **OR** another 18-volt transformer with a Power Adapter Cable (6-12893)
- Choose **one**: PowerMaster (6-24130), PowerMaster Bridge (6-24279), TMCC Track Power Controller 300 (6-14189) **OR** TMCC Track Power Controller 400 (6-14179)
- #990 LEGACY Command Set (6-14295)

OPERATING BOTH CONVENTIONAL AND COMMAND-EQUIPPED LOCOMOTIVES

Want to operate both conventional and Command-equipped locomotives? No problem! While they can't share the same block of track at the same time, both types of locomotives can operate on your layout.

WHAT YOU NEED

- Choose **one**: PowerHouse Power Supply (6-22983) **OR** another 18-volt transformer with a Power Adapter Cable (6-12893)
- Choose **one**: PowerMaster (6-24130), PowerMaster Bridge (6-24279), TMCC Track Power Controller 300 (6-14189) **OR** TMCC Track Power Controller 400 (6-14179)
- #990 LEGACY Command Set (6-14295)

OPERATING ONLY TRAINMASTER COMMAND CONTROL-EQUIPPED LOCOMOTIVES

Operating only Command-equipped locomotives is very simple. With a Command Base and a standard transformer or a PowerHouse Power Supply, you are ready to take control!

WHAT YOU NEED

- Choose **one**: PowerHouse Power Supply (6-22983) and a TMCC Direct Lockon (6-34120) **OR** an 18-volt power supply (we recommend the famous Lionel ZW transformer controller 6-32930)
- #990 LEGACY Command Set (6-14295)

CONTROLLING ENTIRE LAYOUT—SWITCHES, ACCESSORIES, AND ROUTES—FROM THE CAB-1 REMOTE


- **SC-2 Switch and Accessory Controller (6-22980)**—Controls up to twelve accessories or six switches, or four switches/two accessories.
- **Accessory Switch Controller (6-14182)**—Controls up to eight accessories or four switches with ten routes.
- **Operating Track Controller (6-14185)**—Eliminates the individual Remote-Control Track controllers and control buttons.
- **Block Power Controller (6-14184)**—Acts like a rotary switch to allow you to route power from any PowerMaster or Track Power Controller to your blocks of track and sidings.

LEGACY CONTROL SYSTEM AND TMCC COMPONENTS

Use this guide to help you determine what components you'll need to get started with the LEGACY and TMCC systems.



DIRECT TRACK POWER FROM SEVERAL SOURCES TO CONTROL YOUR CONVENTIONAL LOCOMOTIVES!



TMCC Block Power Controller (BPC)

Manage the power in your blocks from the CAB Remote Controller.

- Routes power from any TMCC PowerMaster or TPC to any block of track
- Eliminates the need for multiple PowerMasters or TPCs on each block of track
- Enhances conventional operation by connecting multiple blocks to one TPC, allowing for travel across blocks without having to match the voltage between them
- Is programmable to channel power from four TPCs to two blocks OR from two TPCs to four blocks

(6-14184) \$89.99

THROW SWITCHES AND ACTIVATE ACCESSORIES AT THE PRESS OF A BUTTON!



GOOD

TMCC Accessory Switch Controller (ASC)

Operate switches or activate accessories from the CAB Remote Controller.

- Programmable to control up to eight accessories OR four switches
- Controls up to 10 programmed routes in switch mode
- Toggles accessories ON and OFF
- Controls switches from several manufacturers
- Connects to the Command Base

(6-14182) \$89.99



BETTER

TMCC SC-2 Switch Controller

For more flexibility in controlling switches and accessories, the SC-2 is the perfect choice.

- Programmable to control four switches AND four accessories together OR six switches OR 12 accessories
- Controls up to nine programmed routes
- Toggles accessories ON and OFF
- Controls switches from several manufacturers
- Power supply included
- Communicates with the Command Base without the need for wires

(6-22980) \$104.99

OPERATE MOTORIZED ACCESSORIES WITH PROTOTYPICAL SPEED AND DIRECTION!



TMCC Accessory Motor Controller (AMC)

The AMC gives you control over your accessories like never before. When used in conjunction with lights, the AMC allows you to control bulb brightness from the CAB Remote Controller. When used in conjunction with your accessories' motors, the AMC gives you control over operation. You can spin the cab on a gantry crane with the red knob, or raise and lower the boom with the CAB Remote Controller buttons.

- Precise motor and/or light control
- Operation of accessory speed, direction, or function from the CAB Remote Controller
- Two modes allow you to take fine control of accessory motor functions (e.g., gantry crane cab rotates as you rotate CAB Remote Controller knob in whichever direction you are turning OR accessory operates in its normal way as long as you give it the command to operate)
- Programmable accessory motor speed or light intensity
- Operates up to four motors or up to four lights

(6-14183) \$99.99

**RUN ANY
O GAUGE
LOCOMOTIVE
EVER MADE!**

GOOD



TMCC PowerMaster

Allows you to run non-TMCC locomotives remotely.

- Control non-TMCC locomotives from the CAB Remote Controller
- Vary track voltage
- Change locomotive direction, vary speed, operate whistle and bell
- Regulates up to 135 watts of power or 180 watts of power – customer selectable

(6-24130) \$78.99

Power supply not included

BETTER



TMCC Track Power Controller (TPC) 300

The TPC 300 combines the features of the PowerMaster plus:

- Operates M.T.H.® Proto-Sound® 2.0 locomotives in conventional mode
- Improved operation at low speeds
- Regulates up to 300 watts of power

(6-14189) \$147.99

Power supply not included

BEST



TMCC Track Power Controller (TPC) 400

The TPC 400 combines the features of the TPC 300 plus:

- Regulates up to 400 watts of power

(6-14179) \$199.99

Power supply not included

**ACTIVATE
YOUR
REMOTE-
CONTROL
TRACK
SECTIONS!**



TMCC Operating Track Controller (OTC)

Use the OTC to remove all of the hard-wired Operating Track activation buttons on your layout.

- Operates Remote-Control and Uncoupling Track sections from the CAB Remote Controller
- Uncouples, unloads, or activates operating rolling stock from the touch of a button on the CAB Remote Controller
- Is programmable to operate two Remote-Control Track sections OR four Uncoupling Track sections

(6-14185) \$78.99

**RECORD YOUR
FAVORITE SCENARIOS
AND PLAY THEM
OVER AND OVER
AGAIN!**



TMCC Action Recorder Controller (ARC)

Record layout scenarios using your trains and accessories, and play them back with the touch of a button on the CAB Remote Controller

- Make and save up to eight recordings

(6-14181) \$99.99

**FINE-TUNE
THE
ACCESSORY
VOLTAGE!**



TMCC Accessory Voltage Controller (AVC)

Extend the life of your favorite accessories by fine-tuning the voltage they receive. From the CAB Remote Controller, you can set the voltage that your hooked-in accessories receive from their power source.

- Remote-control voltage setting
- Helps prolong the life of lamps and motors

(6-14186) \$139.99



LEGACY CONTROL SYSTEM AND TMCC



Power Adapter Cable

The Power Adapter Cable connects your transformer to a PowerMaster (6-24130) for operating LEGACY, TMCC and non-TMCC equipped locomotives.

(6-12893) \$8.99



3-Wire Command Base Cable

The 3-Wire Command Base Cable connects the TMCC ARC to the Command Base (6-12911).

(6-14192) \$11.59

Use Command Base Cable 6-14191 for layouts that do not include a TMCC ARC.



TMCC TPC Cable Set

The TMCC TPC Cable Set connects parallel PowerHouse transformers to the TPC 300/400. The set also includes adapter plugs to wire your transformer to the TPC 300/400.

(6-14194) \$13.99



TMCC CAB-1 Remote Controller

This wireless, walk-around remote controller gives you complete command at your fingertips. Operate your trains, throw switches, and fire up accessories – all at the touch of a button.

(6-12868) \$79.99



Command Base Cable

The Command Base Cable connects a TMCC controller to the Command Base (6-12911).

(6-14191) 6 ft. \$10.59



Controller to Controller Cable

The Controller to Controller Cable connects the TMCC controllers together.

(6-14193) 1 ft. \$4.19

(6-14196) 6 ft. \$6.99



TMCC Command Base

The TMCC Command Base receives digital signals from your CAB-1 Remote Controller and relays the commands across your layout. Only one is required for each layout – no matter how big or how many power blocks you have.

(6-12911) \$79.99





GREAT VALUE!

Classic TrainMaster Command Set

Here is everything you need to get started with classic TrainMaster Command Control. The CAB-1 Remote Controller (6-12868) allows you to walk around your layout while controlling all of your TrainMaster Command Control equipped locomotives and accessories. The TMCC Command Base (6-12911) receives the signals from the remote and sends your commands across your layout. Only one Command Base is needed per layout, regardless of the number of track power blocks you are controlling. *(Track and accessory power supplies not included.)*

(6-12969) \$147.99

To run non-Command locomotives remotely, add a TMCC PowerMaster, TPC 300, or TPC 400.

ZW and PowerHouse Power Supply Set

There's only one ZW. No single product has come to symbolize the legend of Lionel more than the Lionel ZW. Molded to original dimensions in classic phenolic resin, the ZW can run up to four trains at the same time on different layouts, plus accessories. The two engineer-type handles provide independent control of two variable voltage circuits, each with built-in whistle, direction, and bell controls. Two additional accessory circuits can be set by means of dial-type controls to any desired voltage. Or, if you prefer, you can control all four outputs with a single handle!

The ZW controller can be powered by any combination of one to four 135-Watt or 180-Watt Lionel PowerHouse Power Supplies. And if you use the TrainMaster Command or LEGACY Control system, you can adjust each output using your walk-around remote control up to the level pre-set by its corresponding ZW handle. It's a great way to help less-experienced railroaders keep their trains under control while enjoying the thrill of independent remote-controlled operation.

Offered with two 180-Watt PowerHouse Power Supplies, this ZW package provides the power and control you dream of for your vintage or state-of-the-art Lionel locomotives and accessories.

(6-32930) \$429.99



Includes two 180-Watt PowerHouse Power Supplies

PERFECT FOR ACCESSORIES



180-Watt PowerHouse Power Supply

Power your railroad empire with an advanced 180-Watt PowerHouse Power Supply. UL®-listed for safe operation, this mighty power supply is perfect for your TMCC Track Power Controller or Direct Lockon.

(6-22983) \$99.99



1.8 Amp Accessory Transformer

Power your Lionel accessories with the 1.8 Amp Accessory Transformer. This affordable power supply features variable AC voltage so you can supply the right amount of power to your accessories.

(6-32923) \$39.99

ADJUSTABLE ACCESSORY OUTPUT

CW-80 80-Watt Transformer

Enjoy operating your favorite locomotives, train sets, and accessories with the 80-Watt CW-80 Transformer. From the handsomely designed controller, reminiscent of the famous Lionel ZW, you control speed and power by raising and lowering the engineer handle. Operate your favorite features with the bell, whistle/horn, and direction buttons. On the rear of the unit, you will find a 0-18 volt variable AC output, as well as a programmable AC output for accessory operation. Simply set the accessory voltage to your desired output, and your accessory operates at that output until you turn the unit off—even when you stop the train! Perfect for train sets and small- to medium-sized layouts, the CW-80 provides the power you need to enjoy all your Lionel favorites.

(6-14198) \$124.99





FasTrack®

Offering innovation, variety, ease-of-use, and a fantastic prototypical look, the FasTrack track system brings your Lionel layout to life like never before. Its flawless performance and endless flexibility make it appealing to first-timers and seasoned pros alike.

Consider the advantages:

- A** Easy, snap-together locking mechanism for sure connections.
- B** Patented center half-pin allows for track orientation in either direction without the need for moving pins from one end to the next.
- C** Two terminals under each piece of straight track and one terminal under each piece of curved track for transformer and/or accessory power connections – no Lockons required!
- D** Curves are O-36 to give locomotives a more realistic appearance around corners. The larger diameter also allows for the operation of larger locomotives than is possible on O-27 or O-31 curves.
- E** Switches feature 100% non-derailing capability, regardless of which direction they are thrown.



From larger diameter curves and operating switches, to trestle sets and integrated track accessories, FasTrack will give you greater flexibility than ever before.

Accessory Hook-ups and Operation — with FasTrack, it's Simple!

Hook-ups

Under the roadbed of all straight and curved sections are electrical terminals. You can hook up to these terminals in different ways.

- If you already have wire for your accessories, or you have pre-wired accessories, purchase 18-gauge quick connectors from your local electronics supply store. Strip wires back approximately 1/4", insert wire into the quick connector, and crimp it into place.
- If you have an accessory and no wires, purchase a ready-made Accessory Power Wire (6-12053) from your dealer. This wire is shown on page 127.

Operation

• Use a 153IR controller. The 153IR works the same way it does for O-27 and O gauge operation, with the power Lockon connector removed. Follow the instructions to hook up the accessory, and power your accessory as outlined left.

• Or use the FasTrack Accessory Activator Pack, which includes one insulated 10" straight track section and two 5" isolated track sections. Hook up your accessory to the insulated section as outlined left. The isolated sections have a break in the center of one track rail. As a train passes over this break, its wheels complete the circuit and power is



Electrical terminals





18-gauge quick connector



Wire attached to terminal

supplied to the entire length of track in between the breaks of the isolated sections – including the insulated section placed between them. To increase the length of time over which the accessory operates, simply add more insulated track sections between the two isolated sections. This technique is the equivalent of using Lionel insulated track sections in O/O-27, and is used only with accessories that perform one function in an on/off manner (e.g., Crossing Gate, Auto Gateman, etc.).

FASTRACK TRACK PACKS


 Included with train set
 Additional track pack pieces

Inner Passing Loop Add-on Track Pack

Layout dimensions: 39 1/2" x 70 1/2"
 Track Pack includes:

DESCRIPTION	QTY.
O36 Curve (6-12015)	2
RH Manual Switch w/Quarter Curve (6-12018)	1
LH Manual Switch w/Quarter Curve (6-12017)	1

(6-12028) \$86.89



Outer Passing Loop Add-on Track Pack

Layout dimensions: 49 1/2" x 70 1/2"
 Track Pack includes:

DESCRIPTION	QTY.
10" Straight (6-12014)	5
O36 Curve (6-12015)	2
RH Manual Switch w/Quarter Curve (6-12018)	1
LH Manual Switch w/Quarter Curve (6-12017)	1

(6-12031) \$99.99






Figure 8 Add-on Track Pack

Layout dimensions: 39 1/2" x 90 1/2"
 Track Pack includes:

DESCRIPTION	QTY.
O36 Curve (6-12015)	4
5" Straight (6-12024)	4
90-Degree Crossover (6-12019)	1

(6-12030) \$58.19



Siding Track Add-on Track Pack


Layout dimensions: 39 1/2" x 70 1/2"
 Track Pack includes:

DESCRIPTION	QTY.
10" Straight (6-12014)	3
Uncoupling Track (6-12020)	1
Earthen Bumper (6-12059)	1
LH Manual Switch w/Quarter Curve (6-12017)	1


(6-12044) \$91.99

FastTrack®


Straight Track Sections



1 3/8" Track Section
(6-12073) \$3.99



1 3/8" Track Section Without Roadbed
(6-12074) \$3.99



10" Straight Track
(6-12014) \$4.19

5" Half Straight Track
(6-12024) \$3.99

4 1/2" Straight Track
(6-12025) \$3.99

1 3/4" Straight Track
(6-12026) \$3.99

30" Straight Track
(6-12042) \$12.69

10" Straight Track 4-Pack
(6-12032) \$17.99


Curved Track Sections

O36 Curved Track
(8 pieces per circle)
45-Degree section
(6-12015) \$4.19

O36 Half Curved Track
(16 pieces per circle)
22 1/2-Degree section
(6-12022) \$3.99

O36 Quarter Curved Track
(32 pieces per circle)
11 1/4-Degree section
(6-12023) \$3.99

O48 Curved Track
(12 pieces per circle)
30-Degree section
(6-12043) \$3.99



O60 Curved Track
(16 pieces per circle)
22 1/2-Degree section
(6-12056) \$5.99


O72 Curved Track
(16 pieces per circle)
22 1/2-Degree section
(6-12041) \$5.99

O72 Half Curved Track
(32 pieces per circle)
11 1/4-Degree section
(6-12055) \$4.99

O84 Curved Track
(32 pieces per circle)
11 1/4-Degree section
(6-12061) \$5.99

O36 Curved Track 4-Pack
(Creates a half-circle)
(6-12033) \$17.99

Specialty Track Sections



Transition Piece

- Connects with traditional O gauge track
- Length: 5"


(6-12040) \$7.99



Block Section

- Used to make an isolated track block
- Wires jump the breaks in the track on the underside of the roadbed


(6-12060) \$7.99



Terminal Section

- Includes wires that connect the track to your transformer
- Length: 10"


(6-12016) \$6.89



Uncoupling Track

- Central magnet is activated by remote control
- Includes a Half Straight Track section
- Length of each section: 5"


(6-12020) \$35.99



Operating Track

- Central magnet and control rails are activated by remote control (included)
- Length: 10"

(6-12054) \$36.89



Accessory Activator Extender

- Length: 10"
- (6-12027) \$3.99

Accessory Activator Pack

- Includes one 10" Insulated section and two 5" Isolated sections
- (6-12029) \$11.99

22 1/2-Degree Crossover

- Removable 1 3/8" extensions
- Length: 17" X 17"
- (6-12050) \$39.99

45-Degree Crossover

- Length: 10" x 10"
- (6-12051) \$20.89

90-Degree Crossover

- Length: 6" x 6"
- (6-12019) \$19.99

Railer

- Length: 10"
- Also compatible with traditional O gauge and O-27 gauge track
- (6-12039) \$7.99

Accessory Power Wire

- (6-12053) \$4.99

Earthen Bumper

- Length: 3 5/8"
- Real wood bumper, two per package
- (6-12059) \$7.99

Grade Crossing

- Length: 10" track section, 6 1/4" wide road section, two per package
- (6-12036) \$11.99

Grade Crossing with Gates and Flashers

- Features operating crossing gates, flashers, and bell sounds
- Length: Approx. 10", 6 1/4" road section
- (6-12062) \$139.99

Grade Crossing with Flashers

- Features two flashing signals and bell
- Length: 10" track section, 6 1/4" road section
- (6-12052) \$79.99

Lighted Bumper

- Two per package
- Length: 5"
- (6-12035) \$25.99

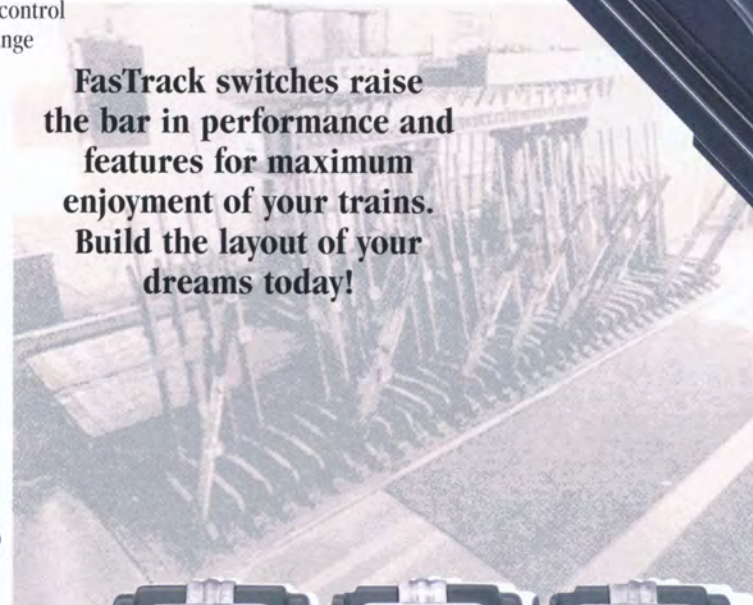
FastTrack[®]

Bulletproof switches are the foundation of any track system. They allow you to grow and expand your layout. Lionel FasTrack switches are second to none when it comes to durability and innovative, industry-leading features. Consider the following:

- Flawless non-derailing function allows trains to keep running regardless of switch position
- Plug and play using track voltage or auxiliary power
- Auxiliary power and TMCC (ASC and SC-2) terminals are conveniently located under the roadbed base, making all connections invisible from above
- Remote switch controllers conveniently lock together for easy access
- Interchangeable number inserts allow you to instantly find the switch you want to control
- Red and green LEDs indicate switch position on remote switches—no need to change light bulbs or worry about heat build up



Remote switch controllers snap together




FasTrack switches raise the bar in performance and features for maximum enjoyment of your trains. Build the layout of your dreams today!




Identify your switches with convenient interchangeable number inserts




Lantern base is interchangeable—can move to the right or left side







O36 MANUAL SWITCH—LEFT HAND
Length: 10" Straight, 33 3/4-Degree turnout
(6-12017) \$37.99
Includes 1/4 curve to complete O36 45-Degree curve



O36 MANUAL SWITCH—RIGHT HAND
Length: 10" Straight, 33 3/4-Degree turnout
(6-12018) \$37.99
Includes 1/4 curve to complete O36 45-Degree curve



O48 REMOTE SWITCH—LEFT HAND
Length: 15" Straight, 30-Degree turnout
(6-12065) \$89.99




O48 REMOTE SWITCH—RIGHT HAND
Length: 15" Straight, 30-Degree turnout
(6-12066) \$89.99

O72 REMOTE SWITCH—LEFT HAND
Length: 15 5/8" Straight, 22 1/2-Degree turnout with removable 1 3/8" extensions
(6-12048) \$89.99


O72 REMOTE SWITCH—RIGHT HAND
Length: 15 5/8" Straight, 22 1/2-Degree turnout with removable 1 3/8" extensions
(6-12049) \$89.99




Realistic switch lamp




O60 REMOTE SWITCH—LEFT HAND
Length: 14 1/2" Straight, 22 1/2-Degree turnout with removable 1 3/8" extensions
(6-12057) \$89.99



O60 REMOTE SWITCH—RIGHT HAND
Length: 14 1/2" Straight, 22 1/2-Degree turnout with removable 1 3/8" extensions
(6-12058) \$89.99




O36 REMOTE SWITCH—LEFT HAND (ABOVE)
Length: 10" Straight, 33 3/4-Degree turnout
(6-12045) \$79.99



O72 WYE REMOTE SWITCH
Length: 12", 22 1/2-Degree wye with removable 1 3/8" extensions
(6-12047) \$83.99

O36 REMOTE SWITCH—RIGHT HAND
Length: 10" Straight, 33 3/4-Degree turnout
(6-12046) \$79.99

Includes 1/4 curve to complete O36 45-Degree curve




Connectors for auxiliary power and TMCC operation


O-27 GAUGE TRACK

O-27 Track Selections


Straight Track



1/2 Straight Track
Length: 4 7/8"
(6-65019) \$1.29



Straight Track
Length: 8 3/4"
(6-65038) \$1.69



Extra-Long Straight Track
Length: 35"
(6-65024) \$4.99

Curved Track



1/2 Curved Track
(16 pieces per circle)
Length: 5 7/16"
(6-65014) \$1.29



27" Diameter Curved Track
(8 pieces per circle)
Length: 9 5/8"
(6-65033) \$1.69



42" Diameter Curved Track
(12 pieces per circle)
Length: 10 7/8"
(6-65049) \$2.69




54" Diameter Curved Track
(16 pieces per circle)
Length: 14 1/2"
(6-65113) \$2.99


Specialty Track



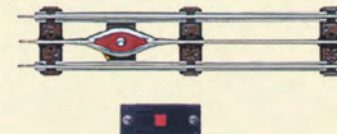
Insulated Track
Length: 8 3/4"
(6-12841) \$4.99




45-degree Crossover
Length: 10 1/4" x 10 1/4"
(6-65023) \$10.69



90-degree Crossover
Length: 7 3/8" x 7 3/8"
(6-65020) \$10.69

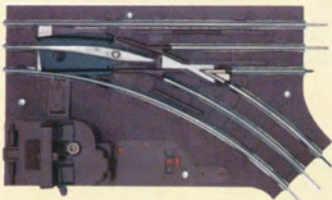


Uncoupling Track
Length: 8 3/4"
(6-65149) \$11.99




Remote-Control Track with UCS Controller
Length: 8 3/4"
(6-12746) \$24.99


Switches



27" Path Manual Switch
Length: 8 3/4" straight
(6-65021) **Left Hand** \$25.49
(6-65022) **Right Hand** \$25.49



27" Path Remote-Control Switch
Length: 8 3/4" straight
(6-65121) **Left Hand** \$42.99
(6-65122) **Right Hand** \$42.99



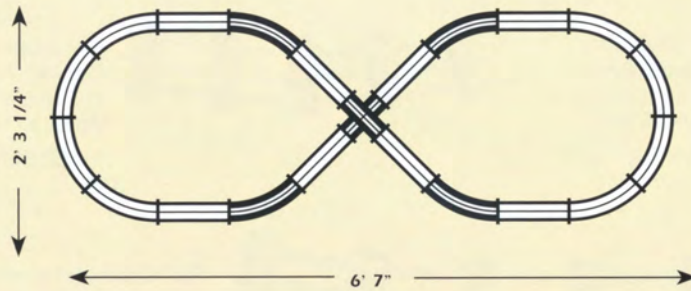
42" Path Remote-Control Switch
Length: 13 5/8" straight
(6-65167) **Left Hand** \$62.49
(6-65168) **Right Hand** \$62.49

Figure 8 O-27 Gauge Add-On Track Pack

Add this track to your oval to create a figure 8 layout.
Requires an existing starter set oval of track.

- 1 - 90-degree crossover (6-65020)
- 4 - pieces curved track (6-65033)


(6-22966) \$16.99



O-27 Gauge Track Clips

- Keep your O-27 track sections together with these easy-to-use, slide-on clips
- Perfect for keeping temporary or floor layouts together
- Box of 12

(6-62901) \$10.19



Steel Pins

O-27 Gauge (6-65042) \$2.69

Fibre Pins

O-27 Gauge (6-65041) \$2.69



Universal Lockon

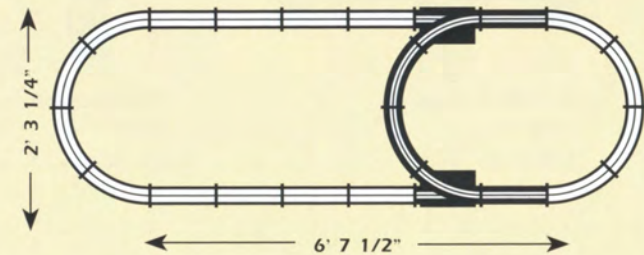
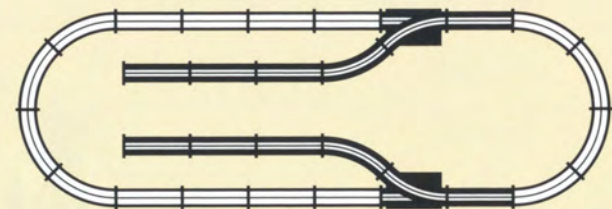
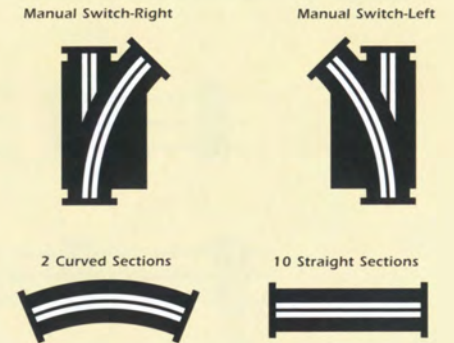
- Works with O/O-27 and S
- (6-24213) \$3.49

Double-Loop O-27 Gauge Add-On Track Pack

Add this track to your oval to create a double loop, an oval with two inside sidings, or a double oval.
Requires an existing starter set oval of track.

- 2 - pieces curved track (6-65033)
- 10 - pieces straight track (6-65038)
- 1 - right hand manual switch (6-65022)
- 1 - left hand manual switch (6-65021)


(6-22967) \$62.49




O GAUGE TRACK

O Gauge Track Selections


Straight Track



1/2 Straight Track
Length: 5 1/2"
(6-65505) \$1.99



Straight Track
Length: 10"
(6-65500) \$2.49



Extra-Long Straight Track
Length: 40"
(6-65523) \$7.49


Curved Track




1/2 Curved Track
Length: 6"
(6-65504) \$1.99



31" Diameter Curved Track
(8 pieces per circle)
Length: 10 5/8"
(6-65501) \$2.49



54" Diameter Curved Track
(16 pieces per circle)
Length: 10 3/8"
(6-65554) \$4.49




42" Diameter Curved Track
(12 pieces per circle)
Length: 10 1/2"
(6-12925) \$3.79




72" Diameter Curved Track
(16 pieces per circle)
Length: 14"
(6-65572) \$5.49

Specialty Track




Insulated Track
Length: 10"
(6-12840) \$7.79



Remote-Control Track
Length: 10"
(6-65530) \$37.99



45-degree Crossover
Length: 11 3/4" x 11 3/4"
(6-65545) \$16.49



90-degree Crossover
Length: 8 5/16" x 8 5/16"
(6-65540) \$16.49

O Gauge Lockons



Lockon
(6-62900) \$3.49



Lighted Lockon
(6-14112) \$6.49



Lockon with Wires
(6-62905) \$6.69

O Gauge Track Clips

- Keep your O gauge track sections together with these easy-to-use, slide-on clips
- Perfect for keeping temporary or floor layouts together
- Box of 12

(6-12743) \$10.19



Steel Pins

O Gauge (6-65551) \$2.69

Fibre Pins

O Gauge (6-65543) \$2.69

Deluxe Complete O Gauge Track Pack

This complete O gauge track set will allow you to create the detailed layout shown. No additional track is required.

- 20 - pieces curved track (6-65501)
 - 22 - pieces straight track (6-65500)
 - 2 - 90-degree crossovers (6-65540)
 - 1 - half straight (6-65505)
- (6-22969) \$119.99

2 90° Crossovers



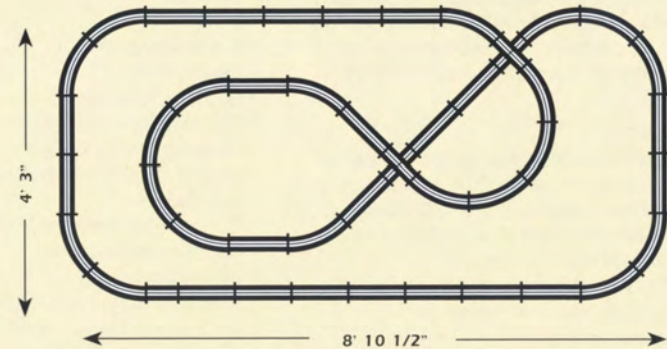
1 Half Straight Section




20 Curved Sections




22 Straight Sections




Switches



31" Path Remote-Control Switch
Length: 10" straight
(6-14062) **Left Hand** \$75.49
(6-14063) **Right Hand** \$75.49



42" Path Remote-Control Switch
(6-12081) **Left Hand** \$79.99
(6-12080) **Right Hand** \$79.99



72" Path Remote-Control Switch
Length: 14 1/4" straight
(6-65166) **Left Hand** \$124.69
(6-65165) **Right Hand** \$124.69

AMERICAN FLYER®

Dockside Switchers

Affordable and durable, these all-purpose switchers are ready for duty on your layout.

FEATURES:

- Transformer controlled forward, neutral, and reverse operation
- Powerful maintenance-free motor with momentum flywheel
- Directional lighting, including operating headlight and back-up light
- Front and rear operating couplers
- Traction tires
- Puffing smoke unit
- Die-cast metal frame
- Length: 7 1/2"

Union Pacific 4-8-4 Big Boy Steam Locomotive

By popular demand, Lionel has upgraded the mighty S Gauge Big Boy to the LEGACY Control System! Other improvements include the LEGACY RailSounds sound system, wireless tether connection between the loco and tender, and four chuffs per revolution. The ultimate articulated locomotive with the ultimate command system—LEGACY.

FEATURES:

- **LEGACY Control System** equipped—able to run in LEGACY Control mode, in TrainMaster Command Control mode, or in Conventional Transformer Control Mode with most American Flyer and Lionel transformers
- **LEGACY RailSounds** sound system featuring:
 - CrewTalk dialog and TowerCom announcements
 - DynaChuff synchronized chuffing
 - LEGACY “Real-Time Quilling Whistle” control with instant response for realistic signature “quilling” and correctly timed warning signals
 - Single hit or continuous bell sounds
 - Independently adjustable volume control

- **Wireless Tether** connection between locomotive and tender
- Four chuffs per revolution
- Dual powerful motors with momentum flywheels
- Traction tires
- Fan-driven smoke unit
- Glowing firebox in cab
- Operating headlight
- Operating back - up light on rear of tender
- Operating marker lights
- Die-cast metal locomotive body, frame, pilot, and trucks
- Die-cast metal tender body and trucks
- Opening cab roof hatch
- Improved valve gear
- Separately applied metal details
- Engineer and fireman figures
- Minimum Curve: 36" Diameter S Gauge

LEGACY
R·A·I·L·S·O·U·N·D·S

(6-48063) Union Pacific Dockside Switcher \$109.99



(6-48062) Pennsylvania Dockside Switcher \$109.99



(6-48070) Union Pacific 4-8-4 Big Boy #4014 \$799.99





(6 48061) Baltimore & Ohio 4-6-2 Pacific \$649.99



(6-48060) Chesapeake & Ohio 2-8-2 Mikado \$649.99



Mikado and Pacific Steam Locomotives

Equipped with TrainMaster Command Control and the RailSounds sound system, these scale-sized S gauge locomotives offer high performance and enhanced realism to your layout. Add a TMCC Command Base and a CAB-1 Remote Controller to access all of the available features. You can be on your way to true walk-around, remote control railroading with a simple one-wire hook-up to most AC transformers.

FEATURES:

- **TrainMaster Command Control** equipped—able to run in Command Control Mode or in Conventional Transformer Control Mode with most American Flyer and Lionel transformers
- **RailSounds 5.0** sound system with custom recorded effects including:
 - Multi-part CrewTalk dialog and TowerCom announcements to

create realistic operating scenarios, from pulling out of the yard to initiating an emergency stop

- Realistic operator-controlled effects, including the water injector
- DynaChuff synchronized chuffing that shifts through 15 levels of intensity as the locomotive gains speed
- Simulate the locomotive running light or battling against a heavy load by manually adjusting the DynaChuff intensity level
- MultiWhistle effect simulates blows at different steam pressures, long and short attacks, and even extra quilling with each press of the whistle button
- Independently adjustable volume control—use your Remote Controller to lower the level of background effects such as chuffing, while keeping operator-controlled effects such as the whistle at full volume
- Many operator-controlled effects, including CrewTalk dialog and TowerCom announcements, are accessible using only a

conventional transformer

- Powerful maintenance-free motor with momentum flywheel
- **Wireless Tether** connection between locomotive and tender
- Directional lighting with operating headlight and back-up light on rear of tender
- Illuminated classification lights on front of locomotive
- Die-cast metal locomotive body, frame, pilot, and trucks
- Traction tires
- Operating smoke unit
- Separately applied metal details
- Accurate separately applied builder's plates
- Illuminated cab interior
- Engineer and fireman figures
- Die-cast metal tender body and trucks
- Length: 15 1/2"

#758 "Sam" the Semaphore Man

In the late 1940s, a whimsical new accessory appeared in the American Flyer catalog. "Here's tireless Sam, all set to guard against rail accidents on your American Flyer pike. Press operating button and by remote control, Sam dashes out of shack, halting oncoming train. Press second button and Sam hustles back into house, enabling train to resume its trip."

FEATURES:

- Train stops when Sam emerges from his shack
- One animated figure and operating signal
- Metal construction
- Height: 7 1/4"

(6-49820) \$129.99



Commemorative Freight Car 3-Pack

CARS IN 3-PACK INCLUDE:

- American Flyer Tank Car
- American Flyer Stock Car
- American Flyer Gondola with Coil Covers

FEATURES:

- Die-cast metal trucks and operating couplers
- Metal handrails and ladders on tank car
- Removable coil covers on gondola
- Opening doors on stock car
- Metal frame on stock car
- Length: 24 3/4" (set)

NEW!

#588 Semaphore Block Signal

"Realistic operation. Semaphore arm goes horizontal, light to red to stop train—raise to vertical, light to green to proceed."

FEATURES:

- Operating semaphore arm with green and red illumination
- Metal construction
- Height: 7 1/2"

(6-49835) \$59.99



#571 Truss Bridge

FEATURES:

- Stamped metal base
- Plastic girder sides
- Length: 10 3/4"
- Width: 4 3/4"

(6-49825) \$26.99

AMERICAN FLYER®

(6-48426) American Flyer Commemorative Freight Car 3-Pack \$159.99




2009

American Flyer S Gauge Track Selections



Curved Track
 (12 pieces per 54" diameter circle)
 (6-49827) \$3.45



Straight Track
 Length: 10"
 (6-49828) \$3.45

Universal Lockon

• Works with O/O-27 and S
 (6-24213) \$3.19



Steel Pins

S Gauge (6-49831) \$1.99


Fibre Pins

S Gauge (6-49830) \$1.99




Straight Track
 Length: 36"
 (6-49829) \$9.45

Add-on Track Packs for Hogwarts Express G-Gauge



Straight Add-on Track Pack

- INCLUDES:**
- Four straight track pieces
 - Length: 8 1/2" each
- (7-11039) \$9.99



Curved Add-on Track Pack

- INCLUDES:**
- Six curved track pieces
 - Creates a half-circle
- (7-11040) \$14.99

Harry Potter™ Hogwarts Express™ G-Gauge

Bring the magical world of Harry Potter™ to life with the new Hogwarts Express™ G-Gauge battery-operated train set by Lionel! Operate this ready-to-run train using a 9.6 volt rechargeable battery (not included) or use six conventional C batteries (which are included). The set also comes with an easy-to-operate RC remote controller (with two AA batteries included).

SET INCLUDES:

- G-gauge 4-6-0 steam locomotive engine and tender
- One passenger coach
- One combination car
- 12 curved and 4 straight track pieces
- RC remote controller
- 6 C batteries
- 2 AA batteries

LOCOMOTIVE FEATURES:

- Highly detailed G-Gauge steam locomotive
- Authentic train sounds, including bell and whistle
- Working headlight

PASSENGER CARS FEATURES:

- Fixed knuckle couplers

TRACK


- 55" x 72" oval of G-Gauge track (12 curved and 4 straights)

REMOTE CONTROL FEATURES:

- Designed for easy use
- Comes equipped with two AA batteries
- Clearly marked buttons allow train to go forward and backwards, sound the whistle, and ring the bell



Harry Potter



HARRY POTTER, characters, names and related indicia are trademarks of and © Warner Bros. Entertainment Inc. Harry Potter Publishing Rights © JKR. (s08)

(7-11080) Harry Potter™ Hogwarts Express™ G-Gauge \$139.99

G GAUGE TRACK

G Gauge Track Selections



Holiday Tradition Snow-Covered Straight Track 4-Pack

FEATURES:

- Length: 8 1/2" each
(This track is compatible with 7-11000
Holiday Tradition Express set only)

(7-11038) \$13.99

Large Scale Track*

Straight Track

- Length: 11 3/4"
- (8-82000) \$5.49

Curved Track

- Length: 13"
- 12 pieces make a
4.3-foot diameter circle

(8-82001) \$5.49

Wide Radius Curved Track

- Length: 16"
- 12 pieces make a
5.3-foot diameter circle

(8-82004) \$5.49

Lockon with Wires

- Designed for quick, positive
connections between
transformers, track, and
accessories

(8-82101) \$7.49

*NOTE: This electric track
system is not compatible with
track and sets shown on left.



See pages 18-19

G Gauge Curved Track 6-Pack

FEATURES:

- Creates a half circle

(7-11040) \$14.99



G Gauge Straight Track 4-Pack

FEATURES:

- Length: 8 1/2" each

(7-11039) \$9.99



See pages 16-17

See pages 138-139





For more than 30 years, the Lionel Railroader Club has provided its members with exclusive Lionel news, special promotions, merchandise discounts and Lionel catalogs. This is your opportunity to join thousands of others in this legendary club.

TO JOIN THE LIONEL RAILROADER CLUB:

Write to: Lionel Railroader Club, P.O. Box 748, New Baltimore, MI 48047.
Call (586) 949-4100 or visit www.lionel.com

Your membership includes these great club benefits for a whole year!

- ✓ Quarterly issues of Inside Track featuring Lionel news, special promotions, and opportunities to purchase exclusive LRRC cars.
- ✓ Lionel and K-Line by Lionel Catalogs delivered to you right off the press, arriving just after our dealers receive them!
- ✓ Collectible, annual Club Button and LRRC Membership Card.



At Lionel, we are committed to providing our customers with superior-quality products and service. It is a commitment shared by our many Lionel Authorized Dealers and Lionel Authorized Service Centers around the country. To locate a Dealer or Service Center near you, call 1-800-4LIONEL (1-800-454-6635). Or, call the Lionel Customer Service Center at 586-949-4100. You can also e-mail us at talktous@lionel.com or visit our website at www.lionel.com. Our knowledgeable staff is always eager to help you fully enjoy the magical world of Lionel model trains.

50625 RICHARD W. BOULEVARD
CHESTERFIELD, MICHIGAN
48051-2493
UNITED STATES OF AMERICA
PHONE: 586-949-4100
E-MAIL: TALKTOUS@LIONEL.COM
WWW.LIONEL.COM

COPYRIGHT ©2008 LIONEL L.L.C.



\$5.00

