



Lionel 2010

READY-TO-RUN CATALOG



Table of Contents

Welcome to the World of Lionel	3
Ready-to-Run O-Gauge Sets	4-33
Collections	34-36
Freight Cars	37-39
Accessories	40-43
FasTrack™ Track System	44-45
Finishing Touches	46
Ready-to-Run G-Gauge Sets	47-51
Lionel Little Lines™	52-55
LIONELVILLE: Destination: Adventure! DVD	56-57
The Lionel Railroader Club	58



The following Lionel marks are used throughout this catalog and are protected under law. All rights reserved.

Lionel®, Lionelville™, Lionel Lines®, TrainSounds™, FasTrack™, Lionel Little Lines™

Any reproduction, transmission, or dissemination of the material herein is strictly prohibited. Trademarks owned by Lionel L.L.C. are indicated throughout this document. Items depicted in this catalog are subject to change in price, color, size, design, and availability. Verify features on product package. Retail prices are suggested. See your Authorized Lionel Dealer for more information.

Welcome to the world of Lionel!

Model railroading has been a family tradition for generations, providing hours of fun and loads of enjoyment. In this catalog, you'll find a wide selection of products that will help you get started on this adventure of a lifetime.

Lionel's ready-to-run sets are affordable, made of the highest quality materials, and guaranteed to entertain. And we've got a lot to choose from. Traditional O-Gauge classics like our popular Pennsylvania Flyer and New York Central. Familiar favorites like Thomas & Friends™, Polar Express™ and Harry Potter's™ Hogwarts Express™. You'll also find a selection of battery operated G-Gauge sets that accept traditional C batteries or operate using rechargeable battery technology. And for your youngest engineers, we now offer Lionel Little Lines. These small-scale playsets have all the features and details of an authentic Lionel train set, and all the play value a kid could ask for!

All of the sets in this catalog come with everything you'll need to get started. They're ready to go right out of the box. Our patented FasTrack™ track system is easy to snap together and enables your train to run on any floor or carpet surface. Our Lionel transformers are safe and simple to hook up. And most sets comes with extras and accessories that add to the fun.

So hop on board. Let Lionel take you and your family as far as your imagination will go!

All Aboard!



The Scout

A. The Scout Ready-To-Run Freight Set (NEW) 6-30127

With headlight blazing, the Scout 2-4-2 races through the night to reach its destination on time. Smoke billows from the roof stack and a sharp whistle pierces the air as this freight train comes to a quick halt. Just enough time to couple up another line of freight cars before it steams off again.

Classic and affordable, the new Lionel Scout Set complete with track and transformer is the perfect starter set for kids and adults alike!

Set Includes:

2-4-2 locomotive and tender, gondola, hopper, caboose, eight curved FasTrack sections, one straight FasTrack section, one FasTrack terminal section, PowerMax transformer, LIONELVILLE Destination: Adventure! DVD

Locomotive Features:

- Transformer controlled forward, neutral, and reverse operation
- Realistic air whistle in tender
- Operating headlight
- Puffing smoke unit
- Operating coupler on rear of tender
- Powerful maintenance-free motor
- Traction tire
- Die-cast metal locomotive body

Rolling Stock Features:

- Operating couplers
- Two removable canisters in gondola

Length: Approx. 45"

Layout dimensions: 40" x 50"

\$199.99

B. Scout Freight Expansion Pack (NEW) 6-30135

The Scout train has stopped and is waiting for a new line of freight cars to pull to the next station. Double your freight load with this all-new expansion pack that includes three new cars and two straight sections of FasTrack.

Pack Includes:

- Flatcar with auto
- Double-door boxcar
- Tank car
- Two straight 10" FasTrack sections

Features:

- Operating couplers
- Removable auto on flatcar deck
- Length: Approx. 27"
- Layout dimensions: Expands the Ready-to-Run Scout Set to 40" x 60"

\$109.99



Bonus DVD included in set!
See page 56 for DVD details.

A



B





Pennsylvania Flyer

A. Pennsylvania Flyer Freight Train (NEW) 6-30126

With smoke pouring from the stack, the powerful 0-8-0 locomotive steams ahead to the big port cities of the eastern seaboard with a boxcar, tank car, and caboose in tow. Including a transformer and a huge oval of FasTrack track, you have just what you need to start running trains. Also including an industrial diorama, telephone poles, and a special billboard, you're all set to begin building your own Pennsylvania Railroad empire.

Set Includes:

0-8-0 locomotive and tender, boxcar, 3-dome tank car, caboose, eight curved FasTrack sections, three straight FasTrack sections, one FasTrack terminal section, PowerMax Transformer, smoke fluid, billboard with two images, ten telephone poles, two-sided diorama

Locomotive Features:

- Transformer controlled forward, neutral, and reverse operation
- Realistic air whistle in tender
- Operating headlight
- Puffing smoke unit
- Operating coupler on rear of tender
- Powerful maintenance-free motor
- Traction tires
- Die-cast metal locomotive body
- Engineer and fireman figures

Rolling Stock Features:

- Operating couplers
- Opening doors on boxcar
- Metal rails and ladder on tank car

Length: 45 3/4"

Layout dimensions: 40" x 60"

\$229.99

B. Pullman Passenger Expansion Pack 6-30111

Pullman cars were popular with so many railroads! Here's an easy way to change your ready-to-run freight set to a passenger set no matter what railroad you run. Also includes an assortment of other items, such as track that expands your layout from 40" x 60" to 50" x 70".

Pack Includes:

- Combination car
- Coach
- Observation car
- Four straight FasTrack track sections
- Classic billboard set
- Station platform
- Six milk cans

Features:

- Operating couplers
- Interior illumination
- Silhouettes in windows
- Length: 36"

\$137.99

C. Eastern Freight Expansion Pack 6-30112

Expand any ready-to-run train set with this pack of eastern region cars. Also includes an assortment of other items, such as track that expands your layout from 40" x 60" to 50" x 70".

Pack Includes:

- Operating log dump car
- Single dome tank car
- Ore car
- Three straight FasTrack track sections
- FasTrack uncoupling track section that activates the log dump car
- Tractor with trailer
- Railroad signs
- Lubrication and Maintenance Kit

Features:

- Operating couplers
- Dumps logs at the touch of a button
- Includes log load and unloading bin
- Length: 27"

\$137.99




B





A

Industrial diorama included in set.



C



Santa Fe Flyer

A. Santa Fe Flyer Freight Train (NEW) 6-30139

Haul your freight out West through stunning mountains and scorching deserts on one of the most famous western railroad of all – the great Atchison, Topeka & Santa Fe Railway. Your rugged freight train set is led by an 0-8-0 locomotive equipped with upgraded valve and rod assembly in addition to puffing smoke, operating steam whistle, and a backup light on the tender. This handsome set also includes a wood-sided reefer, barrel car, operating searchlight car, and illuminated caboose. In addition to a FasTrack oval and CW-80 transformer, you also get a western diorama, a billboard, and a set of ten telephone poles. A full assortment to expand your rail system west!

Set Includes:

0-8-0 locomotive and tender, wood-sided reefer, searchlight car, barrel ramp car, caboose, eight curved FasTrack sections, three straight FasTrack sections, one FasTrack terminal section, CW-80 Transformer, smoke fluid, billboard with two images, ten telephone poles, two sided diorama

Locomotive Features:

- Transformer controlled forward, neutral, and reverse operation
- Operating steam whistle with ON/OFF switch on tender
- Operating headlight
- Puffing smoke unit
- Die-cast operating coupler on front of locomotive
- Operating coupler on rear of tender
- Powerful maintenance-free motor
- Traction tires
- Die-cast metal locomotive body
- Upgraded valve and drive rod assembly on locomotive
- Silver metal rims on wheels
- Engineer and fireman figures

Rolling Stock Features:

- Operating couplers
- Opening doors on reefer
- Operating light with adjustable position on searchlight car
- Barrels and canister on barrel ramp car
- Interior illumination in caboose

Length: 58"

Layout dimensions: 40" x 60"

\$269.99

B. Western Freight Expansion Pack (NEW) 6-30128

Expand your ready-to-run train set with this new assortment pack of western region freight cars. This pack also includes additional FasTrack sections to expand your Ready-to-Run layout to 50" x 70" and an assortment of popular accessories.


Pack Includes:

- Waffle boxcar
- Coal dump car
- Hopper
- Three straight FasTrack track sections
- One FasTrack uncoupling track section
- Illuminated crossing shanty
- Set of six construction signs
- Maintenance kit

Features:

- Operating couplers
- Opening doors on boxcar
- Removable coal load insert in hopper
- Operating coal dumping bin on coal dump car
- Length: 30"

\$137.99



Western diorama included in set.



A

B

New York Central Flyer

with TrainSounds

A. New York Central Freight Train Set 6-30103

The New York Central Flyer barrels down the mainline with a powerful 0-8-0 steam locomotive leading the way. Equipped with an upgraded drive rod assembly, electronic steam whistle, and puffing smoke, the 0-8-0 is ready for realistic action. This colorful train set comes complete with an eye-catching string of freight cars, a large loop of FasTrack, and a powerful CW-80 Transformer.

Set Includes:

0-8-0 steam locomotive and tender, box-car, gondola with canisters, coal dump car, caboose, two straight FasTrack track sections, eight curved FasTrack track sections, a FasTrack terminal section, a FasTrack uncoupling section, CW-80 Transformer, smoke fluid, two sided diorama.

Locomotive Features:

- Transformer controlled forward, neutral, and reverse operation
- TrainSounds sound system with steam chuffing, steam whistle, bell, squealing brakes, and operator-controlled multi-part crew dialog
- Operating headlight
- Puffing smoke unit
- Die-cast operating coupler on front of locomotive
- Operating coupler on rear of tender
- Powerful maintenance-free motor
- Traction tires
- Die-cast metal locomotive body and frame
- Upgraded drive rod assembly
- Silver metal rims on wheels
- Engineer and fireman figures

Rolling Stock Features:

- Die-cast metal sprung trucks and operating couplers
- Opening doors on boxcar
- Four "Pacemaker" canisters on gondola
- Operating dumping bin on coal car
- Interior illumination in caboose

Length: 58"

Layout dimensions: 40" x 60"

\$299.99

B. Eastern Expansion Pack 6-30112

Expand any ready-to-run train set with this pack of eastern region cars. Also includes an assortment of other items, such as track that expands your layout from 40" x 60" to 50" x 70".

Pack Includes:

- Operating log dump car
- Single dome tank car
- Ore car
- Three straight FasTrack track sections
- FasTrack uncoupling track section that activates the log dump car
- Tractor with trailer
- Railroad signs
- Lubrication and Maintenance Kit

Features:

- Operating couplers
- Dumps logs at the touch of a button
- Includes log load and unloading bin
- Length: 27"

\$137.99



Industrial diorama included in set.



A

B

Thomas & Friends™

A. Thomas & Friends™ O-Gauge Train Set 6-30069

Available with the PowerMax Transformer and the FasTrack track system, Thomas & Friends™ are ready for some exciting adventures on the Island of Sodor. Accompanying Thomas are his faithful coaches, Annie and Clarabel, as well as two very responsible railway workers and our favorite Controller, Sir Topham Hatt. Thomas' moving eyes ensure that your journey on everyone's #1 engine is a safe one, and the removable roofs of Annie and Clarabel allow you to load and unload your passengers.

Set Includes:

Thomas the Tank Engine™ with three interchangeable faces, Annie, Clarabel, three play figures, two sided diorama, three straight FasTrack track sections, eight curved FasTrack track sections, a FasTrack terminal section, powerful Lionel PowerMax transformer

Features:

- Transformer controlled forward, neutral, and reverse operation
- Moving eyes on Thomas the Tank Engine™
- Electronic whistle
- Operating coupler on rear of locomotive
- Dual operating couplers on Annie and Clarabel
- Powerful maintenance-free motor
- Traction tire

- Set of three removable faces
- Removable roof on Thomas, Annie and Clarabel
- Three play figures
- Length: 21"
- Layout dimensions: 40" x 60"

\$199.99

B. Sodor Tank and Wagon Expansion Pack (NEW) 6-30141

An all-new pack of freight cars with track to add to your Thomas & Friends layout!

Pack Includes:

- Crovan's Gate Wagon
- Anopha Quarry Wagon
- Fuel Tanker
- Oil Tanker
- Four straight FasTrack track sections

\$137.99



Colorful diorama included in set.



F



E



D



B



**D. Thomas & Friends™ Expansion Pack
6-30012**

Grow your Thomas layout with four freight cars.
Expands layout from 40" x 60" to
50" x 70".

Pack Includes:

- Troublesome Truck I
- Troublesome Truck II
- Sodor Mining Company Hopper
- Tidmouth Milk Single Dome Tank Car
- Four straight FasTrack track sections

\$137.99

**E. James
6-18734**

With a fine scarlet coat, James is ready to hit
the rails on your layout.

Features:

- Transformer controlled forward, neutral, and
reverse operation
- Powerful maintenance-free motor
- Operating whistle
- Operating coupler on rear of tender
- Moving eyes
- Set of three removable faces
- Removable roof
- Length: Approx. 9"

\$119.99

**F. Percy
6-18733**

Percy is happy to join Thomas and his friends
puffing around your layout.

Features:

- Transformer controlled forward, neutral, and
reverse operation
- Powerful maintenance-free motor
- Operating whistle
- Operating coupler on rear of locomotive
- Moving eyes
- Set of three removable faces
- Removable roof
- Length: Approx. 7"

\$119.99



Set includes 3 interchangeable faces and 3 figures

A



©2010 Gullane (Thomas) Limited
©2010 HIT Entertainment Limited
HIT and HIT Logo are trademarks of HIT Entertainment Limited

The Polar Express™ O-Gauge

A. The Polar Express™ O-Gauge 6-31960

Now, you can own the Polar Express train featured in both the best-selling book and the hit movie. Painstakingly designed to be true to the original, this exclusive Lionel train set features a die-cast metal Berkshire steam locomotive with a larger pilot, a headlight lens cap, and a unique whistle. Behind the locomotive and tender are two lighted coach cars and an observation car that features a rounded observation platform — just like in the movie! Silhouettes in the windows depict scenes from the movie. Four main characters are included as articulated figures with turning heads, movable arms, bendable waists, and jointed knees. They can be posed and placed on areas of the locomotive, tender, and passenger cars to replicate your favorite scenes from the movie.

Set Includes:

2-8-4 Berkshire steam locomotive and tender, two passenger coaches, one passenger observation car with rounded platform, three straight FasTrack track sections, eight curved FasTrack

track sections, one FasTrack terminal section, CW-80 Transformer, articulated movie characters, smoke fluid

Locomotive Features:

- Transformer controlled forward, neutral and reverse operation
- Air whistle in tender
- Operating headlight
- Operating coupler on rear of tender
- Powerful maintenance-free motor
- Two traction tires
- Puffing smoke
- Die-cast metal locomotive body and frame
- Separately applied metal handrails
- Large pilot and headlight lens shield

Passenger Cars Feature:

- Interior lighting
- Decorated drumhead on observation car
- Rounded observation platform
- Silhouettes in windows

Length: 63 3/8"
Layout Dimensions: 40" x 60"
\$329.99

B. Polar Express Girder Bridge 6-24286

Features:

- Metal base
 - Length: 10"
- \$20.99**

C. Polar Express Diorama 6-16853

Add a new dimension of excitement to your holiday layout with a colorful two-sided diorama decorated in the Polar Express theme.

Features:

- Cardboard construction
- Imagery on both sides of diorama
- Dimensions: 69 3/4" x 17 3/8" x 6 1/4" x 8" (tunnel portal opening)

\$17.99



Track and train not included with diorama.

™ & © Warner Bros. Entertainment Inc.





A

The Polar Express™ O-Gauge

A. Polar Express Coach with Announcement 6-36875

For even more excitement, add this passenger coach with real conductor announcements from the movie! The conductor figure, holding his lighted lantern, stands in the doorway welcoming passengers, "All aboard!"

Features:

- Interior lighting
- Silhouettes in windows
- Conductor figure in the doorway
- LED lighted conductor's lantern
- Transformer-controlled sound clip from the movie
- ON/OFF Switch
- Length: 12"

\$131.99

B. Polar Express Disappearing Hobo Car 6-35130

Add to the fun with this "disappearing hobo" passenger car. Flip the cut-out base tab to make the hobo appear or disappear.

Features:

- Interior lighting
- Length: 12"

\$74.99

C. Polar Express Elf Handcar 6-28425

Features:

- Powerful maintenance-free motor
- Traction tires
- Length: 4"

\$97.99

D. Polar Express Add-on Figures 6-14273

Features:

- Four articulated figures

\$29.99

E. Polar Express Original Figures 6-24203

This people pack is now available separately!

Features:

- Four articulated figures

\$29.99

POLAR EXPRESS ANIMAL PACKS

Add these animal figures to your Polar Express layout and replicate your favorite scenes from the movie.

F. Polar Express Caribou Animal Pack 6-24251

Features:

- Six caribou figures

\$26.99

G. Polar Express Wolves and Rabbits Animal Pack 6-24252

Features:

- Three wolf figures
- Four rabbit figures

\$26.99

H. Polar Express Steam Train Sounds Tender 6-36847

Features:

- TrainSounds sound system with steam chuffing, steam whistle, bell, squealing brakes, and operator-controlled multi-part crew dialog
- Conventional transformer control
- Operating coupler on rear of tender
- Length: 8"

\$129.99

POLAR EXPRESS ADD-ON CARS

I. Polar Express Add-on Diner 6-25134

J. Polar Express Add-on Baggage Car 6-25135

K. Polar Express Add-on Hot Chocolate Car 6-25186

For even more excitement, add a baggage car, a diner, and a hot chocolate car to complete your Polar Express train.

Features:

- Interior lighting
- Silhouettes in windows of diner and hot chocolate car
- Length: 12"

\$69.99



D



E



G



F




H



C



B



J



A



K



I

Hot Chocolate Car includes Polar Express ticket.

A Christmas Story™

A. Christmas Story 6-30118

It wouldn't be the holidays without *A Christmas Story*, so Lionel proudly presents a tribute to this classic movie. Head down the rails with the powerful 0-8-0 steam locomotive puffing smoke as it pulls the colorfully reminiscent freight cars behind. Blast the whistle to let the people know the train is on its way with Ralphie aboard to save the day.

This fabulous set includes a boxcar, gondola with box load, reefer car, and illuminated caboose, all decorated with the familiar sights and favorite scenes of this movie tradition, including the "triple dog dare" and the infamous "major award". Ready to run with everything you need, including a generous loop of FasTrack powered by a magnificent CW-80 Transformer.

Set Includes:

0-8-0 steam locomotive and tender, boxcar, gondola with box load, reefer car, caboose, three straight FasTrack sections, eight FasTrack curve sections, one FasTrack terminal section, powerful CW-80 Transformer, and smoke fluid

Locomotive Features:

- Transformer controlled forward, neutral, and reverse operation
- Operating steam whistle with ON/OFF switch
- Operating headlight
- Puffing smoke unit
- Die-cast operating coupler on front of locomotive
- Operating coupler on rear of tender
- Die-cast metal trucks on tender
- Powerful maintenance-free motor

- Traction tires
- Die-cast metal locomotive body
- Upgraded drive rod assembly
- Silver metal rims on drive wheels
- Engineer and fireman figures

Rolling Stock Features:

- Operating couplers
- Opening doors on boxcar and reefer
- Box load on gondola
- Die-cast metal sprung trucks on boxcar, reefer, and gondola
- Die-cast metal trucks on caboose
- Interior illumination in caboose

Length: Approx. 58"

Layout dimensions: 40" x 60"

\$329.99



A CHRISTMAS STORY™





™ & © Turner Entertainment Co.

Halloween Train Set

A. Halloween Train Set 6-30056

The haunted Halloween Train leaves the station on its way to Transylvania, ready to convey all things creepy and ghoulish to ghosts and goblins everywhere. On the train, Dracula chases a mummy around a crate load of very suspicious cargo, and a boxcar with spooky sounds frightens anyone close enough to hear the uncanny shrieks and whispers coming from inside. This haunted train runs around a generous FasTrack loop with power supplied by a PowerMax Transformer.

Set Includes:

4-4-2 steam locomotive and tender, Halloween spooky sounds boxcar, Dracula and mummy animated gondola, lighted caboose, three straight FasTrack track sections, eight curved FasTrack track sections, a FasTrack terminal section, PowerMax Transformer, smoke fluid

Locomotive Features:

- Transformer controlled forward, neutral, and reverse operation
- Realistic air whistle in tender
- Operating headlight
- Operating coupler on rear of tender
- Powerful maintenance-free motor
- Traction tire
- Puffing smoke unit
- Die-cast metal locomotive body

Rolling Stock Features:

- Operating couplers
- Boxcar with spooky sounds (nine-volt battery not included)
- Dracula and mummy figures move around the animated gondola while the train is in motion

Length: 46"

Layout dimensions: 40"x 60"

\$219.99





PEOPLE PACKS

**B. Halloween People Pack
6-24264**

**C. Trick or Treat People Pack
6-24265**

Choose from two people packs for your Halloween layout.

Features:

- Includes five decorated figures
- Average height: 1 ¼"

\$22.99

**D. Vampire Transport Mint Car
(NEW)
6-29636**

The Transylvania Railroad swiftly transports vampires in their wood caskets to new territory before dawn arrives. See the blood-thirsty vampire lying restlessly inside the casket underneath the open lid!

Features:

- Die-cast metal sprung trucks and operating couplers
- Metal frame
- Two all-new casket box loads in interior

- Vampire figures inside caskets
 - Length: 10 ¼"
- \$69.99**

**E. Blood Transfusion Bunk Car
(NEW)
6-19589**

The perfect car to transfer vampire blood on the go!

Features:

- Die-cast metal sprung trucks and operating couplers
- Interior illumination
- Length: 11 ¼"

\$59.99

**F. Grave's Blood Bank Tank Car
(NEW)
6-36151**

Features:

- Die-cast metal sprung trucks and operating couplers
- Metal handrails, platform, and ladders
- Actual liquid sealed in tank car
- Length: 10"

\$49.99

**G. Halloween Girder Bridge
6-24284**

Features:

- Metal base
- FasTrack compatible
- Length: 10"

\$20.99



F



E



D



G

Harry Potter™



Hogwarts Express™ O-Gauge

A. Harry Potter™ Hogwarts Express™ O-Gauge 7-11020

Now you can bring the magical world of Harry Potter™ to life with the Hogwarts Express™ ready-to-run train set by Lionel! Based on the best-selling books by J.K. Rowling and Warner Bros. movies, this die-cast metal steam locomotive includes a powerful maintenance-free motor, puffing smoke, operating headlight, air whistle and more. The three passenger cars feature interior lighting and operating couplers.

Set Includes:

4-6-0 locomotive and tender, two passenger coaches, one combination car, three straight FasTrack track sections, eight curved FasTrack track sections, one FasTrack terminal section, powerful CW-80 Transformer

Locomotive Features:

- Transformer controlled forward, neutral, and reverse operation
- Air whistle in tender
- Operating headlight
- Operating coupler on rear of tender
- Powerful maintenance-free motor
- Two traction tires
- Puffing smoke
- Die-cast metal locomotive body
- Separately applied metal handrails

Passenger Cars Feature:

- Interior lighting
- Operating couplers
- Soft molded diaphragms between cars

Length: 63"

Layout Dimensions: 40" x 60"

\$329.99

B. Hogwarts Express Add-on 2-Pack 7-11142

Now available! Add an additional coach car and combination car to your Hogwarts Express set.

Features:

- Interior lighting
- Operating couplers
- Soft molded diaphragms between cars
- Includes one coach car and one combination car
- Length: 15" each car

\$119.99



Boy Scouts Of America®

A. Boy Scouts of America® 0-8-0 Freight Set 6-30123

Since 1910, Boy Scouts of America has been a program for young people that builds character, trains them in the responsibilities of participating citizenship, and develops personal fitness. This first time offering incorporates the values of the Boy Scouts of America into the Lionel tradition, giving Scouts and alumni a chance to play.

Set Includes:

0-8-0 steam locomotive and tender, bulkhead flatcar with box and wheel load, derrick car, boxcar, work caboose, two straight FasTrack track sections, eight curved Fas-Track track sections, one FasTrack terminal section, a FasTrack uncoupling section, CW-80 Transformer and smoke fluid

Locomotive Features:

- Transformer controlled forward, neutral, and reverse operation
- Operating steam whistle with ON/OFF switch
- Operating headlight
- Puffing smoke unit
- Die-cast operating coupler on front of locomotive
- Operating coupler on rear of tender
- Powerful maintenance-free motor
- Traction tires
- Die-cast metal locomotive body and frame
- Upgraded drive rod assembly
- Silver metal rims on drive wheels
- Engineer and fireman figures

Rolling Stock Features:

- Operating couplers
- Two palletized wood loads and three wheel sets on flatcar deck
- Movable boom and operating winch on derrick car
- Opening doors on boxcar

- Die-cast sprung trucks on boxcar and gondola
- Die-cast trucks on caboose
- Interior illumination in work caboose

Length: Approx. 58"
Layout dimensions: 40" x 60"

\$299.99

B. Boy Scouts Of America® Billboard Set (NEW) 6-37904

This limited edition billboard set features six unique images from the Boy Scouts of America and Lionel on three inserts. It also includes three sturdy stands to frame the billboard images.

Features:

- Dimensions: 5 3/4" x 7/8" x 4 1/2"

\$12.99



Collector's patch included in set.



Boy Scouts of America®, the Universal Emblem, BSA®, BSA® Fleur-de-lis, BSA® 100th Anniversary Logo, Be Prepared®, Do A Good Turn Daily™, and Rank Insignia are either registered trademarks or trademarks of the Boy Scouts of America in the United States and/or other countries. "A Good Turn", "America Builds for Tomorrow", "Daily Good Turn", "Scout Memories" by Norman Rockwell. Boy Scouts of America Handbook, 1911-1927 by J.C. Leyendecker. Used with permission of the Boy Scouts of America. Manufactured under license to Lionel, LLC. All rights reserved.



Billboards not included in train set.

B

Set includes
100th
 Anniversary
 Boxcar



A

The Lone Ranger™ Wild West Set

with TrainSounds

A. The Lone Ranger Wild West Set 6-30116

With his faithful Indian companion Tonto, the daring and resourceful masked rider of the plains led the fight for law and order in the early western United States. Nowhere in the pages of history can one find a greater champion of justice. Return with us now to those thrilling days of yesteryear. From out of the past come the thundering hoof beats of the great horse Silver! The Lone Ranger rides again!

Lionel tips its hat to this legendary icon of the American West with the new Lionel Lone Ranger Wild West Set. Starring the Lone Ranger and his faithful sidekick Tonto, this exciting set comes with everything you need to create your own Wild West adventures. Complete with track and 80-watt transformer, it also includes a General-style steam locomotive, an

operating "Lone Ranger and Outlaw" car, an old-style truss rod gondola with covered box loads, and a 19th century baggage car equipped with Wild West sounds! You also get realistic figures of Lone Ranger and Tonto, along with their faithful horses Silver and Scout. The Lone Ranger rides again in this very special Wild West set. "Hi-yo, Silver, away!"

Locomotive Features:

- Transformer controlled forward, neutral, and reverse operation
- TrainSounds sound system in tender with steam chuffing, whistle, bell, and squealing brakes
- Operating headlight
- Operating coupler on rear of tender
- Maintenance-free powerful motor
- Two traction tires
- Puffing smoke unit

Rolling Stock Features:

- Die-cast archbar-style trucks with operating couplers

- Metal frame on Lone Ranger and Outlaw Car
- Lone Ranger and outlaw figures bob up and down through the roof openings
- All-new simulated wood gondola sides and ends on truss rod gondola
- Removable canvas-covered box loads on truss rod gondola
- Authentic Lone Ranger sounds in baggage car (nine-volt battery not included)
- Each car in set individually boxed

Length: 48 ¼"

Layout Dimensions: 40" x 60"

Set Also Includes:

- Lone Ranger and Tonto figures
- Six durable plastic horse figures including "Silver" and "Scout"

\$399.99



TM & © Classic Media, Inc., an Ent. Rights co.



A

Chessie Merger Freight

A. Chessie System Merger Special (NEW) 6-30131

Famous for its daring modern paint schemes, the Chessie System burst onto the railroad scene in 1972. B&O, C&O, and Western Maryland railroads made up the bulk of Chessie, and later the railroad merged with Seaboard Coast Line to form the CSX Corporation. New for Lionel in 2010, the Chessie Merger Special celebrates important railroads that were part of the Chessie System in the 1970s and 1980s. A rugged GP-38 dressed in classic Chessie yellow, vermilion, and blue hauls a new line of merger freight cars equipped with die-cast sprung trucks. Rolling stock includes a boxcar featuring the famous Seaboard red heart logo, a C&O gondola with a brand new scrap load, and a B&O flatcar with a modern trailer load. A classic red caboose decorated in Western Maryland livery completes this special set.

Set Includes:

GP-38 diesel locomotive, boxcar, gondola with scrap load, flatcar with trailer, caboose, three straight FasTrack track sections, eight curved FasTrack track sections, a FasTrack terminal section, CW-80 Transformer

Locomotive Features:

- Transformer controlled forward, neutral, and reverse operation
- TrainSounds sound system with diesel engine revving, horn, bell, squealing brakes, and operator-controlled, multi-part crew dialog
- Operating headlight
- Dual operating couplers
- Dual powerful maintenance-free motors
- Metal frame

Rolling Stock Features:

- Operating couplers
- Die-cast metal sprung trucks on all freight cars except caboose
- Die-cast metal trucks on caboose
- Opening doors on boxcar
- Removable scrap load on gondola
- Removable modern trailer on flatcar
- Interior illumination in caboose

Length: 48 1/2"

Layout dimensions: 40" x 60"

\$299.99

B. Chessie Merger Freight Cars Add-On 2-Pack (NEW) 6-30138

Add a SCL auto carrier and a CSX tool car to your Chessie Merger set.

Features:

- Die-cast metal sprung trucks and operating couplers
- Interior illumination in tool car
- Each car individually boxed
- Minimum Curve: Auto Carrier: O-31
Tool Car: O-27

Length: Auto Carrier: 13 3/4"

Tool Car: 11 1/4"

\$119.99



B



B



A

Thunder Valley Work Freight



B



Set includes 2-sided diorama!

A. Thunder Valley Quarry Mine Set (NEW) 6-30124

Hidden dangers lurk at every turn on the Thunder Valley Railroad as a work train snakes its way to the heart of quarry mine operations. Explosives and work equipment must be shipped in by train, and falling rocks, quarry blasts, and pit-falls are never far away. Make way for the rugged Thunder Valley 0-6-0 docksider as it pulls its work load to the quarries. A jet-black gondola is packed with mined rocks, and a special boxcar carries dangerous explosives to the site. Stop the train to unload the Thunder Valley steam shovel off the flatcar deck, and survey the evening terrain with the mighty searchlight on

the work caboose. This ready-to-run train set comes complete with FasTrack and 80-watt transformer, and also includes an “explosive” quarry mine diorama.

Set Includes:

0-6-0 docksider switcher, explosive cargo boxcar, gondola with rock load, flatcar with steam shovel, searchlight work caboose, three straight FasTrack track sections, eight curved FasTrack track sections, a FasTrack terminal section, CW-80 Transformer, quarry mine diorama

Locomotive Features:

- Transformer controlled forward, neutral, and reverse operation
- Electronic steam whistle
- Directional lighting with operating

headlight and back-up light

- Puffing smoke unit
- Dual operating couplers
- Powerful maintenance-free motor
- Traction tires
- Interior illumination in cab
- Die-cast metal locomotive body and frame
- Engineer and fireman figures

Rolling Stock Features:

- Operating couplers
- Die-cast metal sprung trucks on all freight cars except searchlight caboose
- Die-cast metal trucks on searchlight caboose
- Opening doors on boxcar
- Removable rock load insert in gondola

- Removable steam shovel on flatcar
- Interior illumination in work caboose
- Illuminated searchlight on work caboose

Length: 48 1/2"

Layout dimensions: 40" x 60"

\$299.99

B. Thunder Valley Freight Car Add-On 2-Pack (NEW) 6-30136

Add a flatcar with scraper vehicle and a rock dump car to your Thunder Valley set

Features:

- Die-cast metal sprung trucks with operating couplers

- Removable scraper vehicle on deck of flatcar
- Rock dump car includes rock load and unloading bin
- Dump car dumps load at the touch of a button (Requires remote control track section, sold separately)
- Each car individually boxed

Length: Flatcar: 11"

Dump car: 11"

\$109.99



A

Strasburg Rail Road

A. Strasburg Rail Road Steam Passenger Set (NEW) 6-30133

With a rich history dating back to the 1830s, the Strasburg Rail Road has operated as a heritage tourist line for over fifty years. Strasburg Railroad is famous worldwide for authentic railroad operations and travels through the heart of beautiful Pennsylvania Dutch Countryside to the town of Paradise, PA.

Climb aboard Lionel's new steam passenger set decorated in Strasburg Rail Road. Led by a rugged 0-8-0 locomotive, this set features two coaches and an observation car painted in authentic Strasburg colors, and comes complete with an oval of FasTrack and an 80-watt transformer.

Set Includes:

0-8-0 steam locomotive and tender, three baby Madison passenger cars, lighted shanty, three straight FasTrack track sections, eight curved FasTrack track sections, a FasTrack terminal section, CW-80 Transformer

Locomotive Features:

- Transformer controlled forward, neutral, and reverse operation
- Operating steam whistle with ON OFF switch on tender
- Operating headlight
- Puffing smoke unit
- Die-cast operating coupler on front of locomotive
- Operating coupler on rear of tender
- Powerful maintenance-free motor
- Traction tires
- Die-cast metal locomotive body
- Upgraded valve and drive rod assembly on locomotive

- Silver metal rims on wheels
- Engineer and fireman figures

Passenger Cars Feature:

- Die-cast metal six-wheel trucks with operating couplers
- Silhouettes in windows
- Each car in set individually boxed

Minimum Curve: O-27
Set Length: 62"
Layout Dimension: 40" x 60"
\$329.99

B. Strasburg Rail Road Passenger Add-on 2-Pack (NEW) 6-35211

- Die-cast metal six-wheel trucks with operating couplers
 - Silhouettes in windows
 - Minimum Curve: O-27
 - Length: 2-Pack: 29 1/4"
- \$99.99**

C. Strasburg Rail Road Freight Add-on 2-Pack (NEW) 6-11169

In addition to the passenger set, two new Strasburg Rail Road freight cars are also available in 2010. These freight cars are perfect add-ons to the previously catalogued Strasburg 0-6-0 steam locomotive and rolling stock. This freight car pack includes a Strasburg tank car and a hopper complete with coal load.

Features

- Die-cast metal sprung trucks and operating couplers
 - Metal handrails, platform, and ladders on tank car
 - Removable coal load insert on hopper
 - Minimum Curve: O-27
 - Length: Tank Car: 10"
Hopper: 9 1/2"
- \$99.99**



Set includes Cherry Hill shanty.



Rio Grande Ski Train

with TrainSounds

A. Rio Grande Ski Train with TrainSounds (NEW) 6-30125

The classic FT diesel locomotive is now decorated in the dramatic and lively colors of Denver & Rio Grande Western. Equipped with TrainSounds, the FT engine pulls passengers on the famous Rio Grande Ski Train from Denver's Union Station to the great ski trails set high in the Rockies. Three streamlined passenger cars – an illuminated vista dome, baggage, and observation car – follow the westbound locomotive to higher elevations. With the CW-80 Transformer and a loop of FasTrack, you are ready to run one of the most popular passenger trains in the West.

Set Includes:

FT diesel, one streamliner vista dome car, one streamliner baggage car, one streamliner observation car, three straight FasTrack track sections, eight curved FasTrack track sections, a FasTrack terminal section, CW-80 Transformer

Ft Diesel Features:

- Transformer controlled forward, neutral, and reverse operation
- TrainSounds sound system with diesel engine revving, horn, bell, squealing brakes, and operator-controlled, multi-part crew dialog
- Operating headlight
- Operating coupler on both ends
- Dual powerful maintenance-free motors
- Die-cast metal trucks and pilot
- Metal frame
- Lighted cab interior
- Engineer and fireman figures

Passenger Car Features:

- Die-cast metal trucks and operating couplers
- Detailed and lighted interiors
- Flexible diaphragms between cars

- Opening doors on vista dome and observation cars
- Each car in set individually boxed

Minimum Curve: O-27
Set Length: 52 1/2"
Layout Dimension: 40" x 60"
\$339.99

B. Rio Grande "Pike's Peak" Add-on Coach (NEW) 6-35205

Features:

- Die-cast metal trucks and operating couplers
- Detailed and lighted interiors
- Flexible diaphragm
- Opening doors
- Length: 14 1/2"

\$69.99

C. Rio Grande Blinking Light Water Tower (NEW) 6-37911

Features:

- Realistic blinking red light on top of tower
- Dimensions: 13 3/8" height

\$29.99



American Fire & Rescue Set

A. American Fire & Rescue Set 6-30108

Be a hero and save the day on your Lionel layout! Assist anyone in need of emergency help with your American Fire & Rescue Set made up of a variety of rescue cars, each with its own special duties. This colorful, eye-catching set features high gloss "fire truck red" decoration on each car including the powerful GP-20 diesel leading the way. Behind this rugged conventional Geep are four special emergency unit cars – a fire and rescue searchlight car to spotlight trouble, a fireman and ladder car for putting out fires and making daring high-rise res-

cues, an emergency command unit car with siren sound, and a first aid caboose to tend to the injured. This set comes complete with a powerful CW-80 Transformer and 12 sections of FasTrack track. Available separately is a matching add-on American Fire & Rescue Water Tank Car.

Set Includes:

GP-20 diesel locomotive, fireman and ladder car, emergency command unit car, searchlight car, first aid caboose, eight curved FasTrack sections, three straight FasTrack sections, one FasTrack terminal section, CW-80 Transformer

Locomotive Features:

- Transformer controlled forward, neutral, and reverse operation
- Electronic diesel horn
- Operating headlights
- Front and rear operating couplers
- Powerful maintenance-free motors
- Traction tires
- Interior illumination
- Engineer and fireman figures
- Metal frame and handrails

Rolling Stock Features:

- Die-cast metal trucks and operating couplers
- Fireman and ladder car includes two metal ladders, three vertical

nozzles, and oscillating fireman

- Command unit car features emergency siren and sounds operated by 9 volt battery (not included) and opening doors
- Searchlight car features illuminated light with manually adjustable light position
- First aid caboose features strobe light, interior illumination, removable stretchers and oxygen tank, figure
- Each car in set individually boxed

Length: Approx. 56"
Layout dimensions: 40" x 60"

\$399.99

B. American Fire & Rescue Water Tank Car 6-26600

A large supply of water is essential to any firefighting emergency unit. This special flatcar is equipped with a water tank and generator unit

Features:

- Die-cast metal sprung trucks and operating couplers
- Metal handrails, platforms, and ladders
- Generator unit
- Length: 10"

\$54.99

B



A





Three Rivers Fast Freight Set

with Figure "8" Track and TrainSounds

Three Rivers Fast Freight Set 6-11170

Fast and furious, the Pennsylvania Berkshire races past the rugged Alleghenies and the three rivers of Pittsburgh with a heavy string of freight cars in tow. America's largest railroad never sleeps, and the Keystone steam locomotive rolls through the night to get its freight delivered on time. The powerful 2-8-4 Berkshire in the new Lionel Fast Freight set pulls an impressive consist of cars: a 4-bay hopper hauling coal, a flatcar with generators chained to the deck, a one-of-a-kind Pennsylvania Power & Light tank car, and a colorful porthole caboose. In addition to a powerful 80-watt transformer, this set includes all the FasTrack needed to make a deluxe "figure 8" layout.

Set Includes:

Berkshire steam locomotive and tender, 4-bay hopper, single-dome tank car, porthole caboose, flatcar with generator load, CW-80 Transformer, "Figure 8" track set including 12 curved FasTrack sections, three 10" straight FasTrack sections, one FasTrack terminal section and 90-degree crossover FasTrack section

Locomotive Features:

- Transformer controlled forward, neutral, and reverse operation
- TrainSounds sound system with steam chuffing, steam whistle, bell, squealing brakes, and operator-controlled multi-part crew dialog
- Die-cast metal locomotive body, frame, and trucks

- Operating headlight
- Dual operating couplers
- Operating coupler on rear of tender
- Powerful maintenance-free motor with momentum flywheel
- Traction tires
- Puffing smoke
- Engineer and fireman figures
- Die-cast metal tender body and trucks

Rolling Stock Features:

- Operating couplers on all freight cars
- Die-cast metal sprung trucks on all freight cars except caboose
- Die-cast metal trucks on caboose
- Removable coal load insert on hopper

- Metal handrails, platform, and ladders on tank car
- Interior illumination in caboose
- Two removable chained generators on flatcar deck
- Each car in set individually boxed

Set Length: 59 ½"
Layout dimensions: 40" x 90 ½"
\$399.99





Collections

WESTERN & ATLANTIC RAILROAD

Made famous in part by the Lionel Postwar General passenger series, in real life this historic railroad operated in the Georgia and Tennessee region beginning in 1836. The railroad was also famous for the "Great Locomotive Chase" during a military raid in the Civil War era. Today, W&A is still in operation through the State of Georgia and CSX railroad. Lionel is pleased to offer an assortment of new cars under the Western & Atlantic Railroad roadname and a classic steam locomotive to pull them.

A. Western & Atlantic 0-4-0 Steam Locomotive (NEW) 6-38687

Features:

- Transformer controlled forward, neutral, and reverse operation
 - Electronic steam whistle
 - Operating headlight
 - Puffing smoke unit
 - Front and rear operating couplers
 - Powerful maintenance-free motor
 - Traction tires
 - Die-cast metal locomotive body and frame
 - Die-cast metal tender trucks and frame
 - Length: 15"
- \$189.99**

B. Western & Atlantic Wood-Sided Reefer (NEW) 6-15029

A classic freight car suitable for both 19th and 20th century consists.

Features:

- Die-cast arch-bar style trucks and operating couplers
- Opening doors
- Length: 11"

\$52.99

C. Western & Atlantic Cannonball Flatcar (NEW) 6-39490

The perfect compliment to the previously released W&A Cannon Flatcar

Features:

- Die-cast arch-bar style trucks and operating couplers
- Truss rod wire braces below frame
- Compartment fencing on deck
- Includes three cannonball stockpiles
- Length: 9"

\$54.99

D. Western & Atlantic Caboose (NEW) 6-36657

Features:

- Die-cast arch-bar style trucks and operating couplers
- Interior illumination
- Length: 7 1/4"

\$47.99

E. Wild West Handcar (NEW) 6-38202

Two rascally outlaws have stolen a box of gold coins from the Black River City Bank! They're making a daring yet foolhardy escape on Fort Worth & Western Railroad's one and only handcar. A great addition to 6-30116 The Lone Ranger Wild West Set (see page 24).

Features:

- Powerful maintenance-free motor
- Simulated gold coin bank box decoration on hand car deck
- Traction tires
- Length: 4"

\$74.99

SANTA FE

Expand your Santa Fe collection with this uniquely decorated set of cars. Decorated in stunning silver, red, and yellow, a die-cast metal 0-4-0 switcher and three handsome passenger cars are available by Lionel.

F. Santa Fe 0-4-0 Switcher (NEW) 6-38679

Features:

- Transformer controlled forward, neutral, and reverse operation
- Electronic steam whistle
- Powerful, maintenance-free motor
- Die-cast metal trucks on tender
- Metal frame on tender
- Traction tires
- Puffing smoke unit
- Die-cast metal tender trucks
- Die-cast metal tender frame
- Operating headlight
- Front and rear operating couplers
- Length: 8 1/2"

\$189.99

G. Santa Fe Baby Madison Passenger Car 3-Pack (NEW) 6-30121

Features:

- Die-cast metal trucks and operating couplers
- Authentically detailed interiors
- Interior illumination
- Dimensions: 3-Pack: 43 7/8"
Single: 14 7/8"

\$189.99



B



E





A



D



C



G



F

Collections

PENNSYLVANIA POWER & LIGHT

Supplying electrical power to the state and nation since the early 1920s, this utility company owned many of its own railroad cars and locomotives to transfer raw materials. Many of the cars featured memorable decoration, including Reddy Kilowatt, the famous "lighting bolt" cartoon figure that promoted electricity usage for over 60 years. Add to your collection of Pennsylvania Power & Light cars with this assortment of rolling stock, including a rugged steam locomotive to pull your growing consist.

A. Pennsylvania Power & Light 0-6-0 Docksider (NEW) 6-38684

Features:

- Transformer controlled forward, neutral, and reverse operation
- Electronic steam whistle
- Directional lighting with operating headlight and back-up light
- Interior illumination
- Puffing smoke unit
- Front and rear operating couplers
- Powerful maintenance-free motor
- Traction tires
- Die-cast metal locomotive body and frame
- Engineer and fireman figures

\$109.99

B. Pennsylvania Power & Light Searchlight 6-37010

Features:

- Operating couplers
- Illuminated searchlight
- Manually adjustable light position
- Minimum Curve: O-31
- Length: 11"

\$45.99

C. Pennsylvania Power & Light Work Caboose (NEW) 6-36649

Features:

- Operating couplers
- Interior illumination
- Length: 8 3/4"

\$44.99

A



B



C



Freight Cars

TRADITIONAL FREIGHT CARS

Lionel Traditional Freight Cars are great additions to any traditionally-sized Lionel train set. Colorful and durable, these cars are available in a wide variety of road names and collectible series.

Pages 37-39 feature operating couplers – uncouple cars automatically with a remote-control or uncoupling track system (sold separately; see page 45.)

A. Philadelphia Quartz 3-Dome Tank Car (NEW) 6-36145

Features:

- Metal handrails and ladders
- Length: 10"

\$39.99

B. Union Pacific Bulkhead Flatcar with Pipes (NEW) 6-26616

Features:

- Load of five plastic pipes
- Length: 11"

\$39.99

C. Baltimore & Ohio Depressed-Center Flatcar with Generator (NEW) 6-26617

Features:

- Includes generator load
- Length: 11"

\$39.99

D. Cities Service Single Dome Tank Car (NEW) 6-36146

Features:

- Metal handrails, platform, and ladders
- Length: 10"

\$39.99

E. Wabash Boxcar (NEW) 6-25087

Features:

- Opening doors
- Length: 10 ½"

\$39.99

F. Southern Waffle-Sided Boxcar (NEW) 6-15028

Features:

- Opening doors
- Length: 10 ½"

\$39.99

G. Soo Line Ore Car (NEW) 6-26423

Features:

- Includes ore load insert
- Length: 7"

\$39.99



A



B



C



D



E



G



F

Freight Cars

THE HERSHEY COMPANY COLLECTION

With a history lasting over a hundred years, The Hershey Company has grown to include some of the most well known brands in the world. Sweeten your train layout with these three new colorful and collectible freight cars spotlighting The Hershey Company, including a Twizzlers hopper, a Hershey's reefer, and a Reese's vat car.

A. Twizzlers® Quad Hopper (NEW) 6-19361

Features

- Die-cast metal sprung trucks and operating couplers
- Hopper roof with opening hatches
- Length: 11 ¾"

\$54.99

B. Hershey's® Chocolate Wood-Sided Reefer (NEW) 6-19587

Features:

- Die-cast metal sprung trucks and operating couplers
- Opening doors
- Length: 11"

\$54.99

C. Reese's® Vat Car (NEW) 6-39488

Features

- Die-cast metal sprung trucks and operating couplers
- Length: 11 ¼"

\$59.99

D. Lionel Art Boxcar 2-Pack (NEW) 6-29965

Celebrating some of the most memorable train art ever, the Lionel Art Boxcar Series continues with this 2010 two-pack. A handsome Santa Fe railroad art boxcar and a 1965 Lionel catalog art boxcar are included in this set.

Features:

- Die-cast metal sprung trucks and operating couplers
- Metal frame
- Opening doors
- Length: 10 ½" each

\$115.99

E. Meet the Beatles! Boxcar 2-Pack 6-29961

The lads from Liverpool are making their premiere appearance with this new 2-pack of boxcars featuring cover art and playlists from The Beatles' first two albums: *Meet The Beatles* and *The Beatles' Second Album*.

Features:

- Die-cast metal sprung trucks and operating couplers
- Metal frame
- Opening doors
- Length: 10 ½" each

\$129.99





B



C



D



E

Accessories

A. Civil Servants People Pack 6-24194

Now you can populate your favorite Lionel operating accessories with Lionelville People Packs. The detailed, hand-painted figures are made of tough pewter, standing on sturdy bases.

- Average height: 1 3/8"

\$22.99

B. Highway Barrels 6-32922

- Painted orange with silver reflective tape
- Set of six
- Dimensions: 1" height

\$8.99

C. Construction Zone Signs 6-32902

- Realistic, printed construction graphics
- Set of six
- Dimensions: 2 1/4" height

\$8.99

D. City and Western Two-sided Diorama 6-16843

Add two distinctive landscape scenes to your layout with this new diorama!

- Cardboard construction
- Imagery on both sides of diorama
- Dimensions: 69 3/4" x 17 3/8" x 6 1/4" x 8" (tunnel portal opening)

\$14.99

E. Classic Billboard Set 6-24205

- Easy assembly
- Five different railroad billboard inserts
- Set of three billboard stands
- Dimensions: 5 3/4" x 7/8" x 3 1/4"

\$10.99

F. Barrel Pack 6-12745

- Real wood construction
- Set of six
- Dimensions: 1 1/8" height

\$6.99

G. Coal Bag 6-12732

- Safe, simulated coal
- Perfect load for hoppers, gondolas, and coal dump cars
- Approx. 4 oz.

\$5.99



H. City Accessory Pack 6-24197

Add to your favorite Lionel operating accessories with Lionelville Accessory Packs. The detailed, hand-painted figures are made of tough pewter, standing on sturdy bases.

- Average height: 1 3/8"

\$22.99

I. Telephone Poles 6-62181

- Set of ten
- Dimensions: 7" height

\$8.49

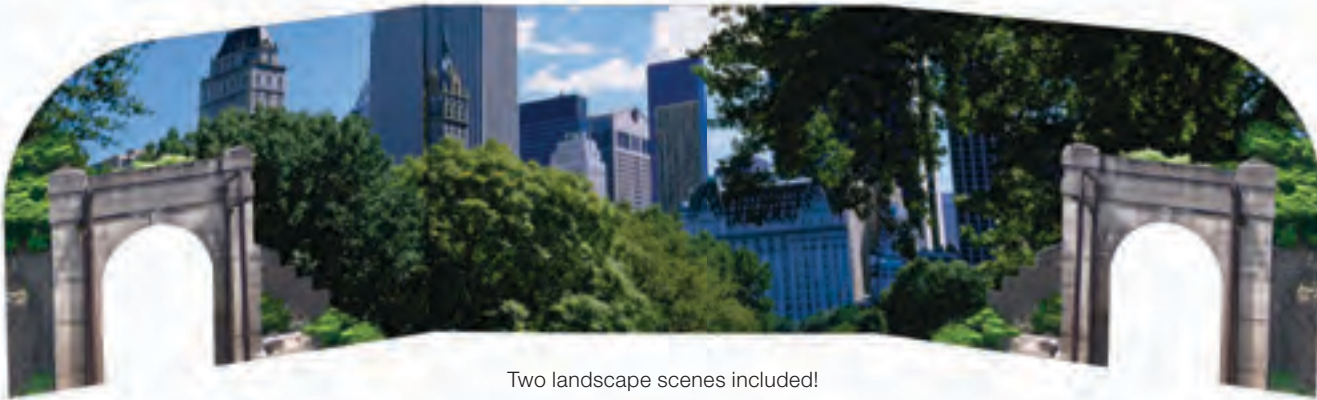
J. Railroad Signs 6-62180

- Set of 14 assorted railroad signs

\$8.49



D



Two landscape scenes included!



Train set not included with diorama.


J



E



Billboards features these five schemes



Accessories

A. 12" Covered Bridge (NEW) 6-16882

Compatible with O-27, O, and FasTrack track systems.

Features:

- Metal base
- Lighted interior
- Dimensions: 12" x 7 1/4" x 8"

\$37.99

B. Station Platform (NEW) 6-37807

- Dimensions: 12" x 3 3/8" x 5"

\$20.99

C. Barrel Shed 6-16881

- Realistic decoration
- Assembled
- Interior illumination
- Dimensions: 4" x 3 3/4" x 3 3/8"

\$29.99

D. Freight Platform 6-16880

- Assembled
- Opening door
- Interior illumination
- Dimensions: 8 1/2" x 5 1/2" x 4 1/2"

\$29.99

A



E. Tunnel Portals 6-12896

- Portals with raised Lionel lettering
- Classic Postwar styling
- Set of two
- Dimensions: 7" x 8 1/2"

\$14.99

F. Lionel Girder Bridge 6-12730

- Girders with raised Lionel lettering
- Metal base
- Dimensions: 10" length

\$17.99

G. Short Extension Bridge 6-62716

- Compatible with O-27, O, and FasTrack track systems
- Dimensions: 10" x 4 1/4" x 6 3/8"

\$12.99

H. Flagpole with Lights (NEW) 6-16896

Raise the flag high with the new Lionel flagpole. For the first time, this handsome accessory comes equipped with a set of lights on the base structure.

Features:

- Includes American flag and Lionel flag on rope string
- Four operating lights mounted on flagpole base
- Dimensions: Approx. 3 1/4" square base footprint, 11 1/4" height

\$24.99


I. Manual Crossing Gate 6-24248

Features:

- Raise and lower gate manually
- Dimensions: 9 1/2" gate length

\$15.99

B



C



J. Big Moe Crane (New) 6-16842

"Big Moe" has arrived at the train yard and is ready for heavy work! Durable and simple to use, this manual crane loads and unloads a variety of freight and parts on any Traditional layout. Manually raise and lower the "big hook" on the end of the boom to pick up various loads. Attach the "big magnet" to pick up metal items. The Big Moe crane also includes three freight boxes that can be picked up with the magnet and loaded on and off your freight cars at trackside!

Features:

- Durable plastic construction
- Hook on boom line can be raised and lowered manually with rotating hand crank
- Removable magnet canister attaches to hook
- Includes three freight boxes that can be picked up with magnet
- Approximate Dimensions: 14" height, 7" square base

\$69.99

D



E



G



F



Concept photo only


H



I



J



FasTrack®

Offering innovation, variety, ease-of-use, and a fantastic prototypical look, the FasTrack track system brings your Lionel layout to life like never before. Its flawless performance and endless flexibility make it appealing to first-timers and seasoned pros alike.

A. Inner Passing Loop Add-on Track Pack 6-12028

Layout dimensions: 39 1/2" x 70 1/2"

Track pack includes:

- Two O36 Curves
- One RH Manual Switch w/Quarter Curve
- One LH Manual Switch w/Quarter Curve

\$99.99

B. Figure 8 Add-on Track Pack 6-12030

Layout dimensions: 39 1/2" x 90 1/2"

Track pack includes:

- Four O36 Curves
- Four 5" Straights
- One 90-Degree Crossover

\$66.99

C. Siding Track Add-on Track Pack 6-12044

Layout dimensions: 39 1/2" x 70 1/2"

Track pack includes:

- Three 10" Straights
- One Uncoupling Track
- One Earthen Bumper
- One LH Manual Switch w/Quarter Curve

\$105.99


D. Outer Passing Loop Add-on Track Pack 6-12031

Layout dimensions: 49 1/2" x 70 1/2"





Track pack includes:

- Five 10" Straights
- Two O36 Curves
- One RH Manual Switch w/Quarter Curve
- One LH Manual Switch w/Quarter Curve

\$114.99

 Included with train set

 Additional track pack pieces



TRACK SECTIONS

A. 10" Straight Track

6-12014

\$4.79

10" Straight Track 4-pack

6-12032

\$20.99

B. 5" Half Straight Track

6-12024

\$4.59

C. O36 Curved Track 4-Pack

6-12033

\$20.99

SPECIALTY TRACK SECTIONS

D. Uncoupling Track

6-12020

- Central magnet is activated by remote control
- Includes a Half Straight Track section
- Length of each section: 5"

\$41.99

E. Operating Track

6-12054

- Central magnet and control rails are activated by remote control (included)
- Length: 10"

\$42.99

F. Accessory Activator Pack

6-12029

- Includes one 10" Insulated section and two 5" Isolated Sections.
- Insulated section can be extended with 6-12027 insulated 10" straight Track

\$13.79

G. 90-Degree Crossover

6-12019

- Length: 6" x 6"


\$22.99

H. Lighted Bumper

6-12035

- Two per package
- Length: 5"

\$29.99



FASTRACK SWITCHES

Bulletproof switches are the foundation of any track system. They allow you to grow and expand your layout. FasTrack switches are second to none when it comes to durability and innovative, industry-leading features. Consider the following:

- Flawless non-derailing function allows trains to keep running regardless of switch position
- Plug and play using track voltage or auxiliary power

Remote switches also feature:

- Remote switch controllers conveniently lock together for easy access
- Interchangeable number inserts allow you to instantly find the switch you want to control
- Red and green LEDs indicate switch position—no need to change light bulbs or worry about heat build up.

I. O36 Manual Switch - Left Hand

6-12017

\$44.99

J. O36 Manual Switch - Right Hand

6-12018

- Includes 1/4 curve to complete O36 45-Degree curve
- Length: 10" Straight, 33 3/4-Degree turnout

\$44.99

K. O36 Remote Switch - Left Hand

6-12045

\$91.99

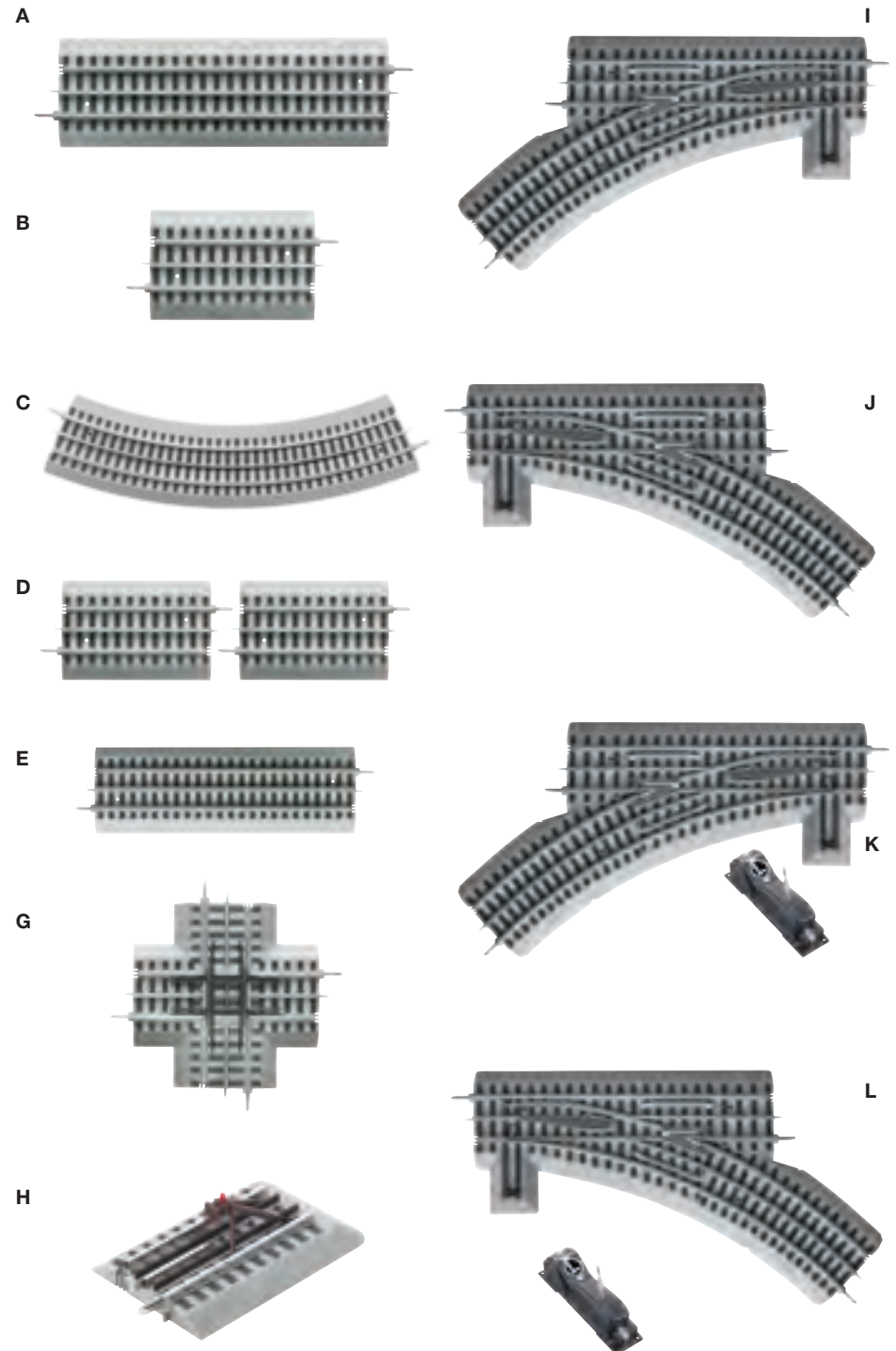
L. O36 Remote Switch - Right Hand

6-12046

- Operating lighted signal lantern
- Includes 1/4 curve to complete O36 45-Degree curve
- Length: 10" Straight, 33 3/4-Degree turnout

\$91.99

For more FasTrack options, see your Lionel Authorized Dealer.



Finishing Touches

A. The Lionel FasTrack Book 6-24200

This helpful guide explains how to use the Lionel FasTrack track system with more than 100 color photos and diagrams that show how to plan and create layouts for both large and small spaces. Dozens of track plans also show a variety of ways to integrate scenery and Lionel operating accessories to create a realistic layout. From small tabletop layouts, to large floor plans, there are many track ideas for you to explore, including double-track layouts for two trains, layouts to allow reversing trains, and any number of do-it-yourself designs. This book is a must-have for any Lionel train aficionado.

\$34.99

B. Lubrication/Maintenance Set 6-62927

Includes gear lube, oil applicator, track cleaning fluid, and track cleaning eraser.

\$22.49

C. Smoke Fluid 6-62909

Designed for use with all Lionel locomotives, rolling stock, and accessories that feature smoke units.

2 Fl. oz.

\$8.59

D. CW-80, 80 Watt Transformer 6-14198

Enjoy operating your favorite locomotives, train sets, and accessories with the 80-Watt CW-80 Transformer. From the handsomely designed controller, reminiscent of the famous Lionel ZW, you control speed and power by raising and lowering the engineer handle. Operate your favorite features with the bell, whistle/horn, and direction buttons. On the rear of the unit, you will find a 0-18 volt variable AC output, as well as a programmable AC output for accessory operation. Simply set the accessory voltage to your desired output, and your accessory operates at that output until you turn the unit off—even when you stop the train! Perfect for train sets and small-to medium-sized layouts, the CW-80 provides the power you need to enjoy all your Lionel favorites.

\$143.99

E. 1.8 Amp Accessory Transformer 6-32923

Power your Lionel accessories with the 1.8 Amp Accessory Transformer. This affordable power supply features variable AC voltage so you can supply the right amount of power to your accessories.

\$45.99



A



B



C



D



E

G-Gauge



Lionel's G-Gauge battery powered sets are ready-to-run right out of the box! Track and batteries are included. You can run these trains using conventional C batteries (included) or a 9.6 volt rechargeable battery (not included). It's your choice. And for ease of use, these "larger scale" trains are powered by an easy-to-operate RC controller (with two AA batteries included). Highly detailed with authentic train-sounds (including bell and whistle), these "larger scale", battery operated train sets are designed perfectly for children ages four and up.

The Polar Express™

G-Gauge

A. The Polar Express™ G-Gauge 7-11022

Here's an addition to the Polar Express product line – an exquisitely crafted G-Gauge train set that can be run on rechargeable battery technology. You can operate this train using a 9.6 volt rechargeable battery (not included) or use six conventional C batteries (which are included) – it's your choice! The set also comes with an easy-to-operate RC remote controller (with two AA batteries included).

But what sets this set apart is the unmatched craftsmanship. The engine and tender have details never before seen in a G-Gauge format. The Observation car has an endearing "disappearing hobo" feature. All of this is available at an unbelievably affordable price.



™ & © Warner Bros. Entertainment Inc.

Set Features:

- Locomotive
- Coal tender
- Passenger coach with two opening doors
- Observation car with “disappearing hobo” feature and opening door
- Three Polar Express figures (conductor, boy and hobo)
- Easy-to-assemble G-Gauge track (55” x 72” oval)
- Easy-to-unpack, easy-to-repack storage box
- RC remote controller
- Six C and two AA batteries

Locomotive Features:

- Highly detailed G-Gauge steam locomotive
- Authentic train sounds including authentic bell and whistle
- Working headlight

Rolling Stock Features:

- Handsomely detailed passenger coach
- Observation car with “disappearing hobo” feature
- Fixed knuckle couplers

Track

- 55” x 72” oval of G-Gauge track (12 curved and 4 straights)
- Note: Extra track also available

Remote Control Features:

- Designed for easy use
- Comes equipped with two AA batteries
- Clearly marked buttons allow train to go forward and backward, sound the whistle, ring the bell, and play ‘All aboard for the Polar Express’.

\$139.99**G-GAUGE TRACK PACKS****B. Add-on Track Pack - Straight 7-11039****Track Pack Includes:**

- Four straight track pieces
- Length: 8 ½” each

\$11.99**C. Add-on Track Pack - Curved 7-11040****Track Pack Includes:**


- Six curved track pieces
- Creates a half-circle

\$17.99**D. Polar Express G-Gauge Diorama (NEW)****7-11138**



Add a new dimension of drama to your holiday layout with this colorful two-sided diorama decorated in the Polar Express theme.

Features:

- Durable cardboard construction
- Imagery on both sides of diorama
- Dimensions: 78” x 21”
6 ¾” x 8 ¾” (tunnel portal openings)

\$17.99**B****C****D**

Train set not included with diorama.

**A**

G-Gauge Freight Sets

A. Pennsylvania Flyer G-Gauge Set

7-11140

B. Santa Fe Freight G-Gauge Set (NEW)

7-11193

The expanding battery-operated G Gauge line by Lionel is now traveling coast to coast. Introducing the Santa Fe Freight... all the same great features as the Pennsylvania Flyer

freight set now decorated in classic Santa Fe livery. Both sets feature a realistic steam locomotive that can be run on rechargeable batteries and a colorful assortment of cars. Operate these ready to run trains using a 9.6 volt rechargeable battery (not included) or use six conventional C batteries (which are included). These sets also come with an easy to operate RC remote controller (with two AA batteries included).

Each Set Includes:

- G Gauge steam locomotive and tender
- One gondola with crate load
- One center cupola caboose
- 12 curved and 4 straight track pieces
- RC remote controller
- 6 C batteries
- 2 AA batteries

Locomotive Features:

- Highly detailed G-Gauge steam locomotive
- Authentic train sounds, including bell and whistle
- Working headlight

Freight Car Features:

- Fixed knuckle couplers

Track:

- 55" x 72" oval of G Gauge track (12 curved and 4 straight)

Remote Control Features:

- Designed for easy use
- Comes equipped with two AA batteries
- Clearly marked buttons allow train to go forward and backwards, sound the whistle, and ring the bell

\$139.99

C. G-Gauge Christmas Boxcar 8-87032

Collect the latest addition to a Lionel tradition – annual holiday boxcars! This is the perfect way to add holiday charm to your Lionel G-Gauge battery-operated set.

Features:

- Fixed knuckle couplers
- Compatible with Lionel battery operated G-Gauge sets only
- Length: 9 3/4"

\$39.99





E

**E. G-Gauge Diorama (NEW)
7-11141**

Add some scenery to your Lionel G-Gauge Battery-Operated set! This colorful two-sided diorama is sure to add a new dimension of excitement to your layout.

Features:

- Cardboard construction
- Imagery on both sides of diorama
- Dimensions: 78" x 21" x 6 3/4" x 8 3/4" (tunnel portal openings)

\$17.99



D

**D. G-Gauge People Pack (NEW)
7-11145**

Welcome these new railroad-related characters to your G-Gauge layout! Eight figures in all, characters include a variety of railroad workmen and station passengers.

Features:

- Eight figures total on six bases
- Hand-painted
- Durable plastic construction
- Average height: 2"

\$24.99



B

Authentic
train details

Realistic
train sounds

A



Working freight station!
Lift the cargo with the crane!
Two-way cargo dump!
Cargo slides down!

Forward & reverse
movement



Lionel Little Lines™

Lionel Little Lines brings the rich tradition of Lionel to young children ages 2½ and up. Snap-together track and a simple remote controller for forward and reverse movement make it easy for little hands to operate. Authentic train details and realistic sounds make it a classic Lionel product.

A. Lionel Little Lines Train Playset 7-11163

This 49-piece train playset is the perfect introduction to the Lionel Little Lines product line. It comes with a complete layout of track, including two bridges, railroad crossing, and working track switches. A finely-detailed train includes a steam engine, tender, gondola, and caboose. Plus, it even includes a working freight station with crane, cargo slide, and two-way cargo dump. A billboard and three signs complete the scene.

49-piece Playset Includes:

- Complete layout of track, including working track switches
- Two bridges and railroad crossing
- Finely-detailed train with a steam engine, tender, gondola, and caboose
- Working freight station with crane, cargo slide, and two-way cargo dump
- Two cargo crates that fit in gondola car
- Billboard
- Three signs
- IR Controller with sounds

Features:

- Snap-together track
- Remote controller for forward and reverse movement
- Authentic train details
- Realistic sounds
- Requires 6 AAA batteries (not included)
- Layout dimensions: 38 ¼" x 43"

\$59.99

B. Oil Station (NEW) 7-11280

Add even more fun to your layout. Move the lever to stop the train and activate the oil pump while "filling" the storage tank. As the pump moves up and down, the storage tank continues to rise. When the tank is "filled", simply move the lever back and the train is on its way. Press the top of the oil tank to return it to its "empty" position.

Accessory includes:

- Working oil station with "oil filling" feature
- Oil tank car
- Oil station dimensions:
9 7/8" L x 6 1/4" W x 4 7/8" H

\$19.99

C. Lionel Little Lines Sawmill (NEW) 7-11279

Add more action to your Lionel Little Lines Playset! This trackside accessory for young engineers pays homage to the classic O-Gauge operating accessory – the Lionel Sawmill. Pull the log car up to the loader, tip the log into the loading bin, and then dump it into the sawmill chute. While using the chute slide to push the log into the mill, the saw blade turns just like the "real" accessory. Out on the other side of the mill, a pallet of lumber appears, ready to be loaded onto the flatcar for transport! Both log and lumber pallet loads fit in the included log dump car.

Accessory includes:

- Working sawmill station, complete with tipping loading platforms and chute slide
- 2 log loads
- 2 lumber palette loads
- Log dump car
- Sawmill dimensions: 9" L x 6 5/8" W x 6 1/4" H

\$19.99

Activate the oil pump.



Load the lumber pallet onto your train.

The Polar Express Deluxe Playset

The Polar Express (NEW)
7-11164

Lionel is proud to bring the magic and wonder of The Polar Express to its Lionel Little Lines product line. A four-car train with amazing Polar Express details travels across "snow-covered" track making a journey that replicates favorite scenes from this well-loved movie and book. The train travels up the snowy mountain and across a lake of frozen track. The train is even stopped by a herd of caribou until your little engineer moves them out of the way to allow the train to continue its journey. With curves, ramps, and chuffing train sounds, this complete playset is sure to delight the entire family!



Train stops for herd of caribou.



™ & © Warner Bros. Entertainment Inc.



Frozen lake track included.

47-piece Playset Includes:

- Complete layout of "snow-covered" track, including suspension bridge with stone arches
- Finely-detailed train with a steam engine, tender, passenger coach, and observation car
- Two-piece mountain
- Section of "ice track"
- Caribou figures
- Station
- IR Controller with sounds

Features:

- Snap-together track
 - Remote controller for forward and reverse movement
 - Authentic train details
 - Realistic sounds
 - Caribou crossing feature
 - Requires 6 AAA batteries (not included)
 - Layout dimensions 36" x 46"
- \$89.99**



LIONELVILLE® DVD Destination: Adventure!

The rich heritage of Lionel Trains comes to vivid life for the very first time through stunning, computer-generated animation and a thrilling, heartwarming tale for the whole family. Available on DVD.


LIONELVILLE Destination: Adventure!
6-35526

On the eve of Lionel's annual Christmas display, a fiendish plot to steal the company's breakthrough technology goes awry, ripping a hole in the fabric of time and space. Years later, teenage twins Nancy and Bobby Pullmor seek to uncover what happened that night, embarking on a perilous

journey to an enchanted world where Lionel's spectacular displays have literally come to life.

It's full steam to adventure in this first-ever animated feature to capture the magic of the American legend that is Lionel Trains.

DVD \$14.99





Lionelville™

DESTINATION: ADVENTURE!



Club Membership

For more than 30 years, The Lionel RailRoader Club has provided its members with exclusive Lionel news, special promotions, merchandise discounts, and Lionel catalogs. This is your opportunity to join thousands of others in this legendary club.

Your annual membership includes these great club benefits:

- Quarterly issues of Inside Track featuring Lionel news, special promotions, and opportunities to purchase exclusive LRRC cars.
- Lionel Catalogs delivered to you right off the press, arriving just after our dealers receive them!
- Collectible, annual Club Button and LRRC membership Card.

To join online, or to print out an application, visit
www.lionel.com



